


This file is available for free download at <http://www.iluvmyrx7.com>



www.iluvmyrx7.com

Parts Catalog

Mazda RX-7
U.S.A.
'93



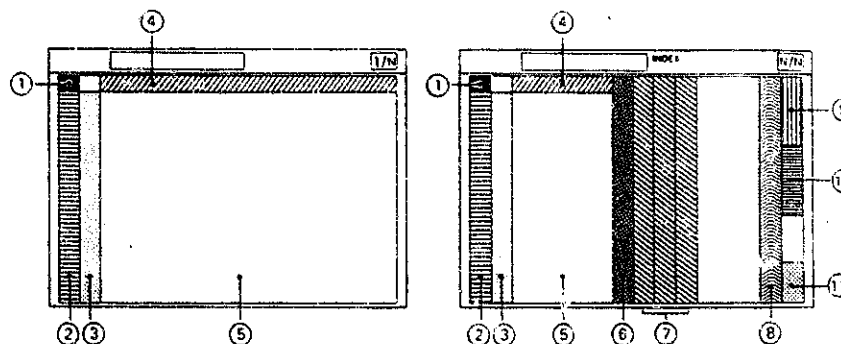
FD3***-200001-300000

Oct. '94 (FINAL)
Catalog No. AU-FA04-06

Mazda
© 1994 Mazda Motor Corporation

LAYOUT OF CONTENTS / DISPOSITION TYPOGRAPHIQUE DE CONTENU / DISPOSICION DEL CONTENIDO / ANORDNUNG DES INHALTS




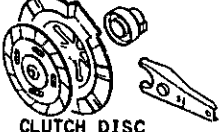
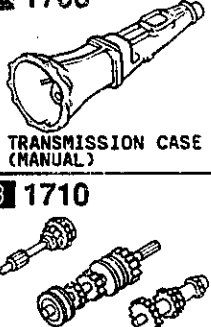


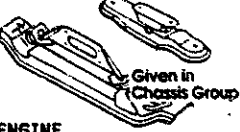
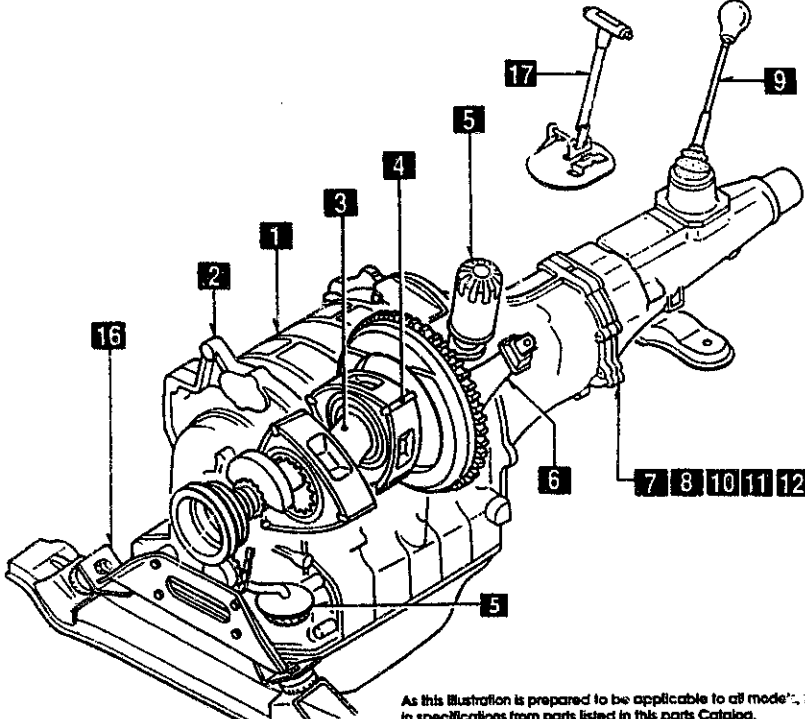


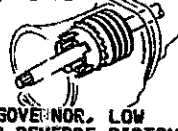


- The following is a typical example of the layout of contents on Mazda microfiche parts catalog.
- Voici un exemple typique de la disposition typographique de contenu dans les microfiches de catalogue des pièces de Mazda.
- El siguiente es un ejemplo típico de la disposición del contenido en una microficha del catálogo de repuestos de Mazda.
- Folgendes ist ein typisches Beispiel der Inhaltsanordnung des Mazda-Mikrofiche-Teilekatalogs.








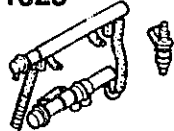
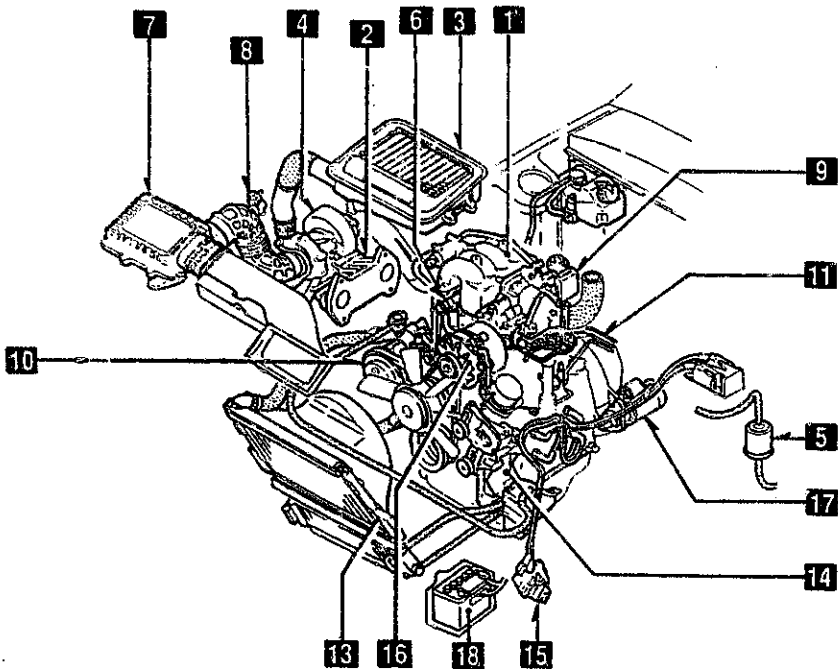

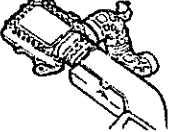



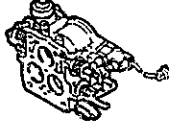




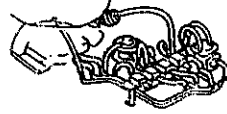
Remark : The items listed under ④ have been deleted from each fiche since Dec. '93

- | | | |
|--|---|---|
| ① • Layout of contents
• Disposition Typographique de Contenu
• Disposición del contenido
• Anordnung des Inhalts | ② • Pictorial Index
• Index par Schémas
• Índice Gráfico
• Illustrierter Index | ③ • Master Section No. Index
• Index des Numéros des Sections Totale
• Índice del Número de la Sección Maestra
• Hauptabschnittsnummer-Index |
| ④ • Section No. Index for the Column
• Index des Numéros des Sections pour les Colonnes
• N° de la Sección para el Índice
• Abschnittsnummer-Index für die Spalte | ⑤ • Illustration & Text
• Illustrations et Textes
• Ilustración y Texto
• Abbildung und Text | ⑥ • Part No. Index
• Index des Numéros des Pièces
• Índice del N° de Pieza
• Teile-Nr.-Index |
| ⑦ • Alphabetical Index
• Index Alphabétique
• Índice Alfabético
• Alphabetischer Index | ⑧ • Model Identification
• Identification des Modèles
• Identificación del Modelo
• Modell-Kennzeichnung | ⑨ • Vehicle Identification System
• Système d'Identification de Véhicule
• Sistema de Identificación de Vehículo
• Fahrzeug-Identifikations-system |

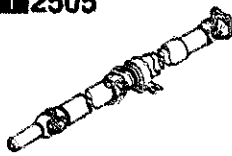








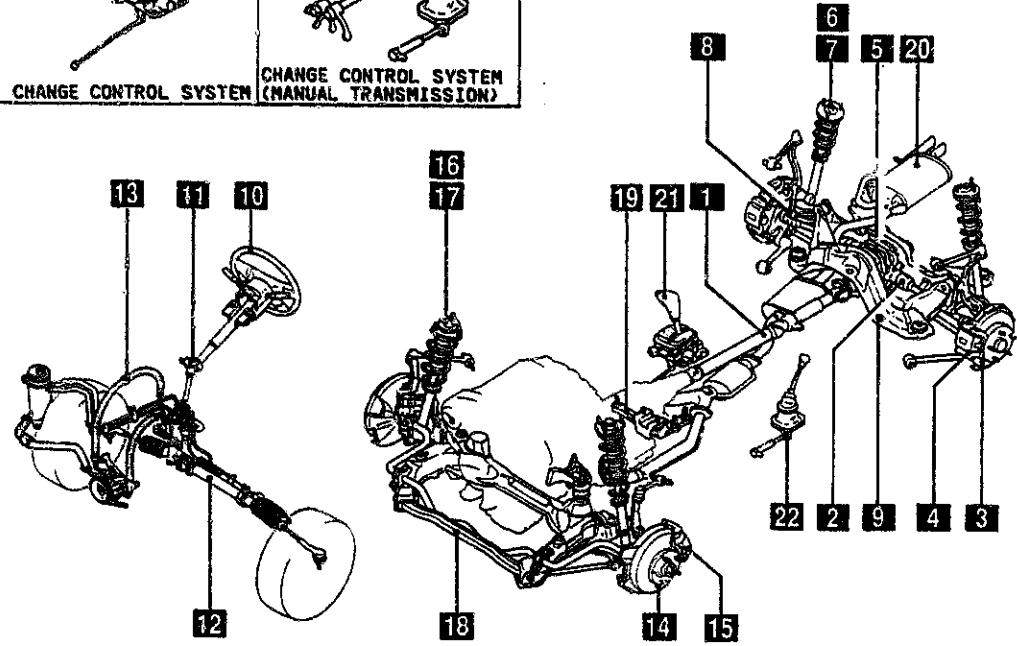


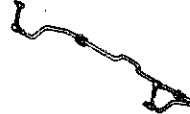


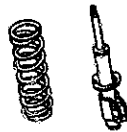




PICTORIAL INDEX

<p>1000</p>  <p style="text-align: center;">1030</p> <p style="text-align: center;">ROTOR HOUSINGS</p>	<p>1040</p>  <p style="text-align: center;">1100</p> <p style="text-align: center;">ECCENTRIC SHAFT & FLYWHEEL</p>	<p>1110</p>  <p style="text-align: center;">1400</p> <p style="text-align: center;">OIL PUMP & FILTER</p>	<p>1600</p>  <p style="text-align: center;">1700</p> <p style="text-align: center;">TRANSMISSION CASE (MANUAL)</p>	<p>1710</p>  <p style="text-align: center;">1720</p> <p style="text-align: center;">CHANGE CONTROL SYSTEM (MANUAL)</p>	<p>1910</p> 			
<p>ENGINE & GASKET SETS</p> <p>17 4600</p> <p>Given in Chassis Group</p>  <p style="text-align: center;">18 3900</p> <p>ENGINE & TRANSMISSION MOUNTINGS</p> <p>Given in Chassis Group</p> 	<p style="font-size: 1.5em;">ENGINE (1/2)</p>  <p style="font-size: 0.8em;">As this illustration is prepared to be applicable to all models, some parts are different in specifications from parts listed in this parts Catalog.</p>			<p>1920 & 1925</p> 	<p>1930</p> 	<p>1940</p> 	<p>1950</p> 	<p>1960</p> 

PICTORIAL INDEX







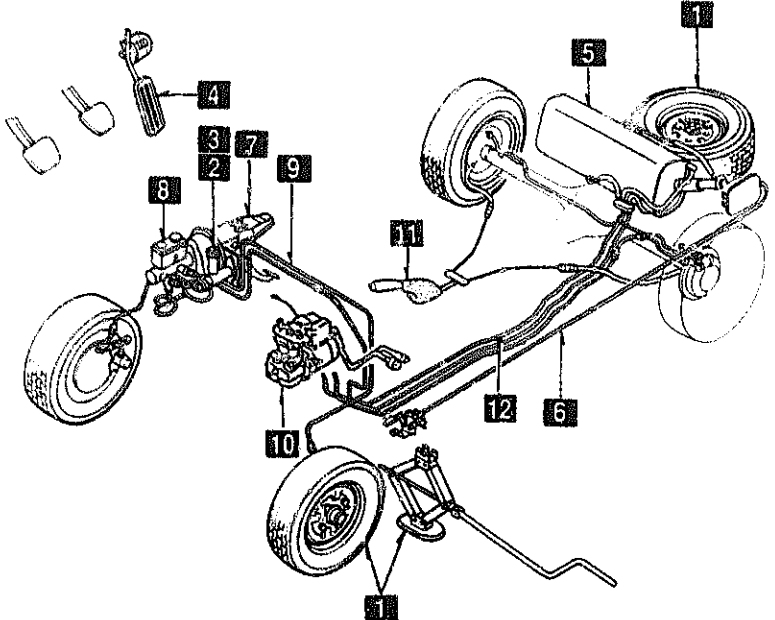
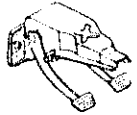
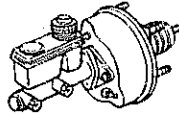
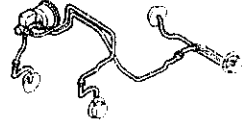
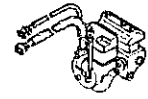


1 1300  INLET MANIFOLD	2 1310  EXHAUST MANIFOLD	3 1311  INTER COOLER	4 1312  TURBO CHARGER	5 1320  FUEL SYSTEM	6 1325  FUEL DISTRIBUTOR
<h3 style="margin: 0;">ENGINE (2/2)</h3> 					
13 1850  BATTERY	As this illustration is prepared to be applicable to all models, some parts are different in specifications from parts listed in this parts Catalog.				7 1330  AIR CLEANER
17 1840  STARTER					8 1313  TWIN TURBO AIR INTAKE SYSTEM
16 1830  ALTERNATOR					9 1364  THROTTLE BODY
15 1800  ENGINE ELECTRICAL SYSTEM					10 1371  AIR PUMP & AIR CONTROL VALVE
14 1580  BRACKET, PULLEY & BELT		13 1500  COOLING SYSTEM	12	11 1380  EMISSION CONTROL SYSTEM	

PICTORIAL INDEX

<p>1 2505</p>  <p>REAR PROPELLER SHAFT</p>	<p>2 2550</p>  <p>REAR DRIVE SHAFT</p>	<p>3 2600</p>  <p>REAR AXLE</p>	<p>4 2610</p>  <p>REAR BRAKE MECHANISMS</p>	<p>5 2710</p>  <p>REAR DIFFERENTIALS</p>	<p>6 2800</p>  <p>REAR SUSPENSION MECHANISMS</p>
<p>20 4000</p>  <p>EXHAUST SYSTEM</p>	<p>21 4600</p>  <p>CHANGE CONTROL SYSTEM</p>	<p>22 1720 <small>Given in Engine Group</small></p>  <p>CHANGE CONTROL SYSTEM (MANUAL TRANSMISSION)</p>	<h3 style="margin: 0;">CHASSIS (1/2)</h3> 		<p>7 2801</p>  <p>REAR SPRING & DAMPER</p>
<p>19 3900</p>  <p>ENGINE & T/MISSION MOUNTINGS</p>	<p>13 17 10</p> <p>16 17</p> <p>19 21 1</p> <p>12</p> <p>18</p> <p>14 15</p>			<p>8</p> <p>6 7 5 20</p> <p>22 2 9 4 3</p>	<p>8 2810</p>  <p>REAR STABILIZER</p>
<p>18 3410</p>  <p>CROSSMEMBER & STABILIZER</p>				<p>9 2830</p>  <p>REAR LOWER ARMS & SUB FRAME</p>	
<p>17 3401</p>  <p>FRONT SPRING & DAMPER</p>				<p>10 3200</p>  <p>STEERING WHEEL</p>	
<p>16 3400</p>  <p>FRONT SUSPENSION MECHANISMS</p>				<p>15 3310</p>  <p>FRONT BRAKE MECHANISMS</p>	<p>14 3300</p>  <p>FRONT AXLE</p>



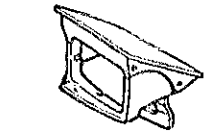
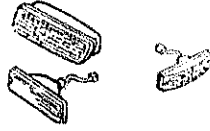
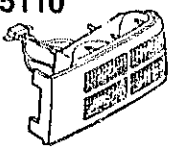

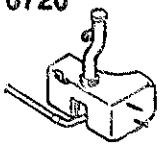
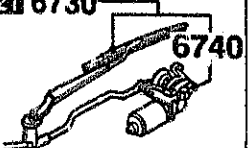
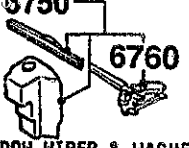
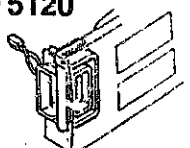

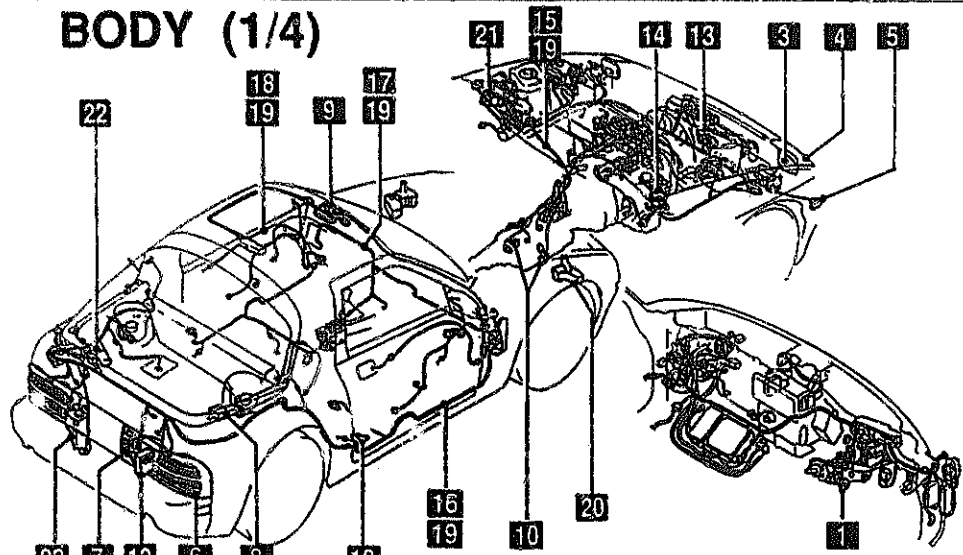
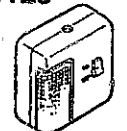



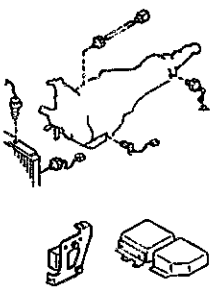

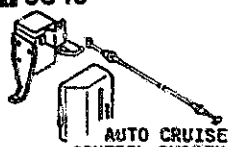
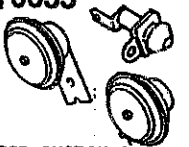
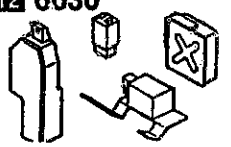
As this illustration is prepared to be applicable to all models, some parts are different in specifications from parts listed in this parts Catalog.

PICTORIAL INDEX










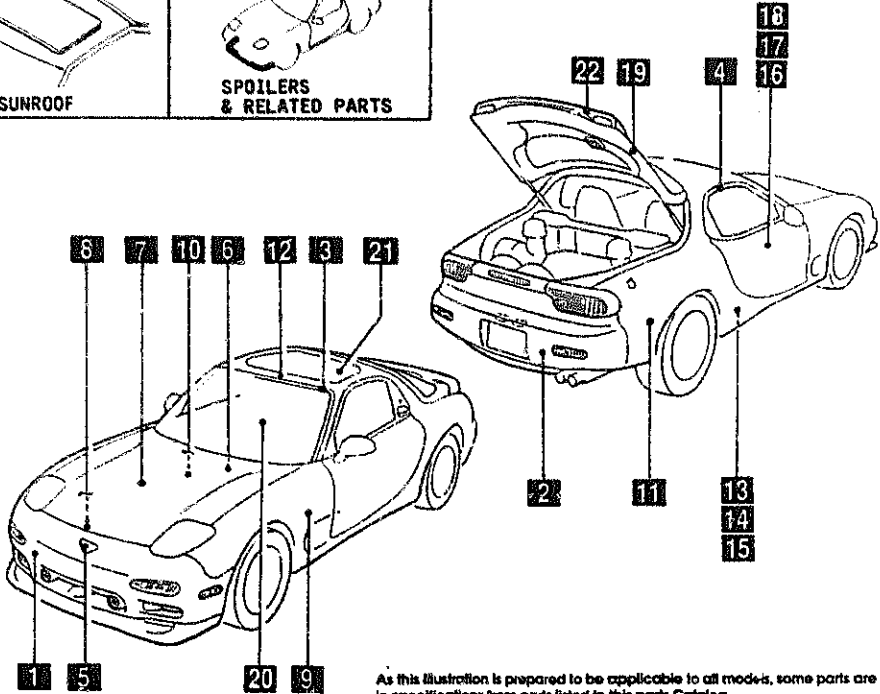
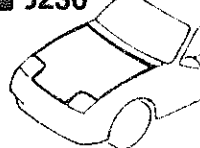

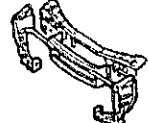









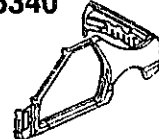
1 3700  TIRES & JACK	2 4140  CLUTCH RELEASE & MASTER CYLINDERS	3 4145  CLUTCH PIPINGS	4 4160  ACCELERATOR CONTROL SYSTEM	5 4200  FUEL TANK	6 4210  FUEL LID OPENER
<h3 style="margin: 0;">CHASSIS (2/2)</h3> 					
					7 4300  CLUTCH & BRAKE PEDALS
					8 4340  BRAKE MASTER CYLINDER & POWER BRAKE
					9 4360  BRAKE PIPINGS
					10 4370  ANTILOCK BRAKE SYSTEM
				12 4500  FUEL PIPINGS	11 4400  PARKING BRAKE SYSTEM

As this illustration is prepared to be applicable to all models, some parts are different in specifications from parts listed in this parts Catalog.

PICTORIAL INDEX

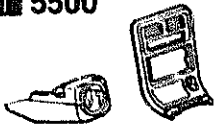


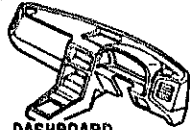
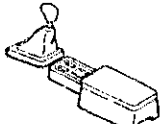




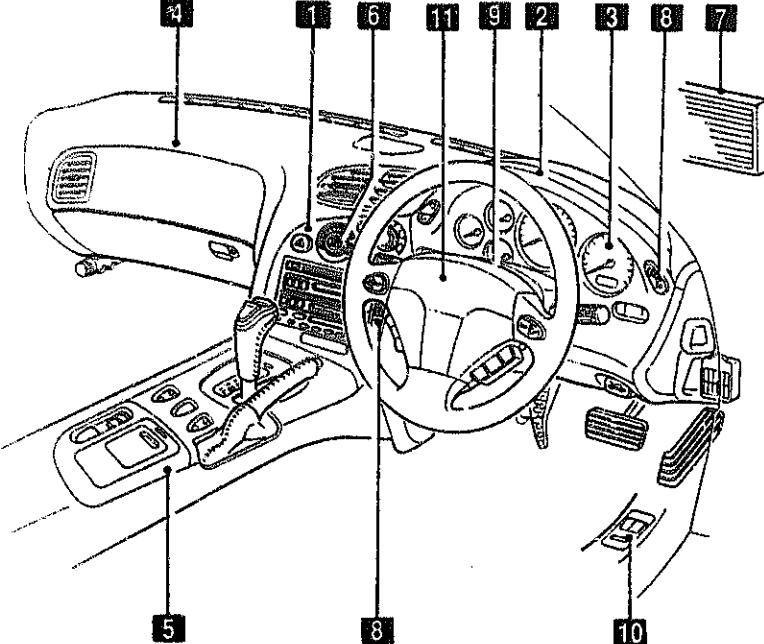



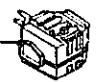


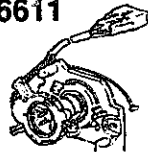


<p>1 0900</p>  <p>KEY SETS</p>	<p>2</p>	<p>3 5100</p>  <p>HEAD LAMPS</p>	<p>4 5103</p>  <p>HEAD LAMP RETRACTORS</p>	<p>5 5105</p>  <p>FRONT COMBINATION LAMPS</p>	<p>6 5110</p>  <p>REAR COMBINATION LAMPS</p>
<p>19 6704</p>  <p>WIRING HARNESS CLAMPS</p>	<p>20 6720</p>  <p>WINDSHIELD WASHER</p>	<p>21 6730</p>  <p>WINDSHIELD WIPERS</p>	<p>22 6750</p>  <p>WINDOW WIPER & WASHER (REAR)</p>	<p>7 5120</p>  <p>LICENSE LAMPS</p>	
<p>18 6703</p>  <p>WIRING HARNESSSES (DOOR, FLOOR/CEILING)</p>	<p>BODY (1/4)</p>  <p style="font-size: small; text-align: center;">As this illustration is prepared to be applicable to all models, some parts are different in specifications from parts listed in this parts Catalog.</p>				<p>8 5125</p>  <p>INTERIOR LAMPS</p>
<p>17 6702</p>  <p>WIRING HARNESSSES (DASHBOARD)</p>					<p>9 5130</p>  <p>OVERHEAD CONSOLE</p>
<p>16 6700</p>  <p>WIRING HARNESSSES (FRONT & REAR)</p>					<p>10 6600</p>  <p>SWITCHES & RELAYS (ENGINE)</p>
<p>15 6701</p>  <p>WIRING HARNESSSES (ENGINE & T/MISSION)</p>	<p>14 6640</p>  <p>AUTO CRUISE CONTROL SYSTEM</p>	<p>13 6635</p>  <p>DOOR SWITCH & HORNS</p>	<p>12 6630</p>  <p>RELAYS & UNIT (BODY)</p>	<p>11</p>	

PICTORIAL INDEX




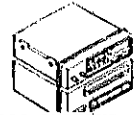
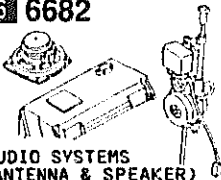
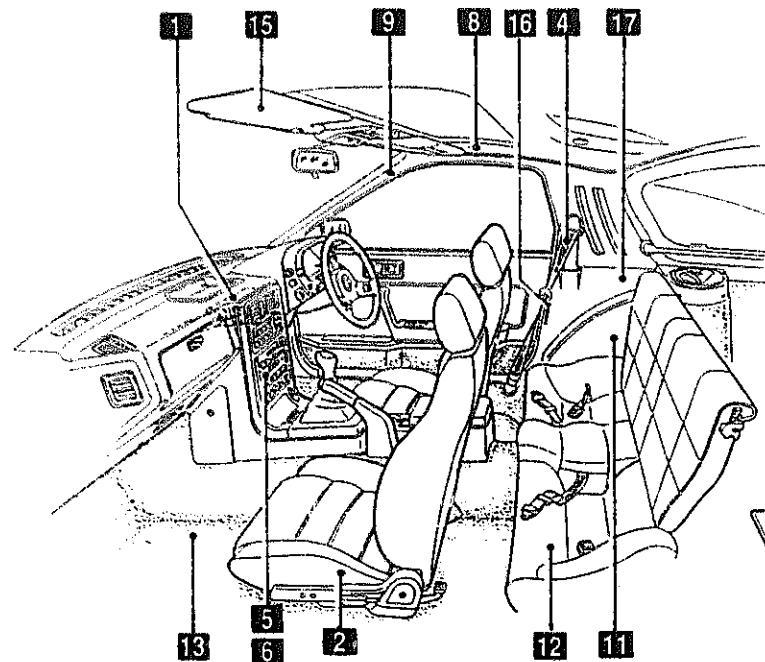






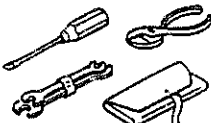
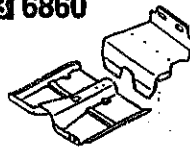
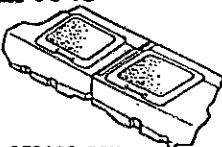

<p>1 5000</p>  <p style="text-align: center;">FRONT BUMPER</p>	<p>2 5010</p>  <p style="text-align: center;">REAR BUMPER</p>	<p>3 5030</p>  <p style="text-align: center;">WINDOW MOULDINGS</p>	<p>4 5040</p>  <p style="text-align: center;">BODY MOULDINGS</p>	<p>5 5170</p>  <p style="text-align: center;">ORNAMENTS</p>	<p>6 5180</p>  <p style="text-align: center;">COWL & EXTRACTOR GRILLES</p>
<p>20 6300</p>  <p style="text-align: center;">WINDOW GLASSES</p>	<p>21 6330</p>  <p style="text-align: center;">SUNROOF</p>	<p>22 7800</p>  <p style="text-align: center;">SPOILERS & RELATED PARTS</p>	<p>BODY (2/4)</p> 		<p>7 5230</p>  <p style="text-align: center;">BONNET</p>
<p>19 6230</p>  <p style="text-align: center;">LIFT GATE MECHANISMS</p>				<p>8 5310</p>  <p style="text-align: center;">FRONT PANELS</p>	
<p>18 5840</p>  <p style="text-align: center;">FRONT DOOR TRIMS & RELATED PARTS</p>				<p>9 5320</p>  <p style="text-align: center;">FENDER & WHEEL APRON PANELS</p>	
<p>17 5830</p>  <p style="text-align: center;">FRONT DOOR MECHANISMS</p>				<p>10 5330</p>  <p style="text-align: center;">DASH & COWL PANELS</p>	
<p>16 5800</p>  <p style="text-align: center;">FRONT DOORS</p>	<p>15 5390</p>  <p style="text-align: center;">FLOOR ATTACHMENTS</p>	<p>14 5380</p>  <p style="text-align: center;">FLOOR ATTACHMENTS (HOLE COVERS)</p>	<p>13 5370</p>  <p style="text-align: center;">FLOOR PANELS</p>	<p>12 5360</p>  <p style="text-align: center;">ROOF PANELS</p>	<p>11 5340</p>  <p style="text-align: center;">SIDE PANELS</p>

As this illustration is prepared to be applicable to all models, some parts are different in specifications from parts listed in this parts Catalog.

PICTORIAL INDEX

1 5500  DASHBOARD EQUIPMENTS	2 5520  METER HOOD	3 5540  METER COMPONENTS	4 5560  DASHBOARD & RELATED PARTS	5 5570  CONSOLE	6  6120  6100  6110  6115 HEATER
<h3 style="margin: 0;">BODY (3/4)</h3> 					
<small>As this illustration is prepared to be applicable to all models, some parts are different in specifications from parts listed in this parts Catalog.</small>					
7  6130  6130  6140  6150  6135 AIR CONDITIONER					
8 6610  DASHBOARD SWITCHES					
9 6611  COMBINATION SWITCH					
11 5795  AIR BAG					
10 6615  POWER WINDOW SWITCHES					

PICTORIAL INDEX

1 5580  VENTILATOR	2 5700  FRONT SEATS		4 5790  SEAT BELTS	5 6680  AUDIO SYSTEMS (RADIO & TAPE DECK)	6 6682  AUDIO SYSTEMS (ANTENNA & SPEAKER)
<h3 style="margin: 0;">BODY (4/4)</h3> 					
					7 6684  AUDIO SYSTEMS (NOISE SUPPRESSOR & EARTH CORD)
					8 6800  CEILING TRIMS
					9 6820  PILLAR TRIMS
17 7250  QUARTER WINDOW & TRIMS					10
16 6930  CAUTION PLATES & LABELS	15 6900  VISORS, ASSIST HANDLES & MIRRORS	14 6870  SERVICE TOOLS	13 6860  FLOOR MATS & PADS	12 6845  STORAGE BOX	11 6840  TRIMS & SCUFF PLATES

As this illustration is prepared to be applicable to all models, some parts are different in specifications from parts listed in this parts Catalog.

SECTION NAME INDEX (ENGINE)

LD.NO	SEC.NO	SECTION NAME	LD.NO	SEC.NO	SECTION NAME	LD.NO	SEC.NO	SECTION NAME
1-C03	1000	ENGINE & GASKET SETS	1-L11	1960	GASKET & SEAL KIT (AUTOMATIC)			
1-D03	1030	ROTOR HOUSINGS						
1-G03	1040	OIL PAN,FRONT & REAR HOUSING						
1-J03	1100	ECCENTRIC SHAFT & FLYWHEEL						
1-L03	1110	ROTORS & RELATED PARTS						
1-N03	1300	INLET MANIFOLD						
1-C04	1310	EXHAUST MANIFOLD						
1-D04	1311	INTER COOLER						
1-E04	1312	TURBO CHARGER						
1-G04	1313	TWIN TURBO AIR INTAKE SYSTEM						
1-I04	1320	FUEL SYSTEM						
1-J04	1325	FUEL DISTRIBUTOR						
1-L04	1330	AIR CLEANER						
1-C05	1344	THROTTLE BODY						
1-E05	1371	AIR PUMP & AIR CONTROL VALVE						
1-G05	1380	EMISSION CONTROL SYSTEM						
1-C06	1400	OIL PUMP & FILTER						
1-F06	1500	COOLING SYSTEM						
1-M06	1580	BRACKET,PULLEY & BELT						
1-C07	1600	CLUTCH DISC & COVER (MANUAL)						
1-E07	1700	TRANSMISSION CASE (MANUAL)						
1-J07	1710	TRANSMISSION GEARS(MANUAL)						
1-D08	1720	CHANGE CONTROL SYSTEM (MANUAL)						
1-F08	1800	ENGINE ELECTRICAL SYSTEM						
1-I08	1830	ALTERNATOR						
1-K08	1840	STARTER						
1-C09	1850	BATTERY						
1-D09	1910	TORQUE CONVERTER,OIL PUMP & PI PINGS (AUTOMATIC)						
1-I09	1920	TRANSMISSION CASE & MAIN CONTR OL SYSTEM (AUTOMATIC)						
1-C10	1925	CONTROL VALVE (AUTOMATIC)						
1-K10	1930	CLUTCHES & PLANETARY GEARS (AU TOMATIC)						
1-G11	1940	GOVERNOR, LOW & REVERSE PISTON (AUTOMATIC)						
1-J11	1950	MANUAL LINKAGE SYSTEM (AUTOMAT IC)						

SECTION NAME INDEX (CHASSIS)

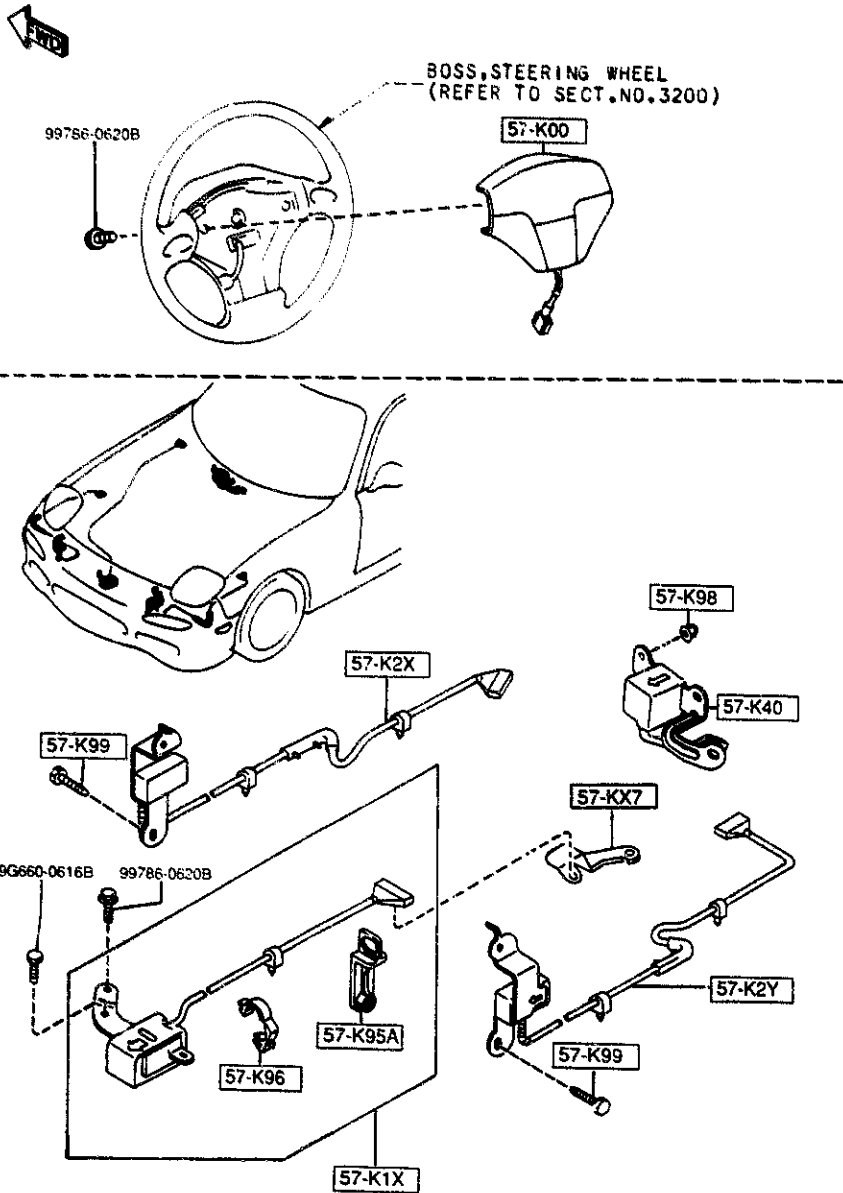
LD.NO	SEC.NO	SECTION NAME	LD.NO	SEC.NO	SECTION NAME	LD.NO	SEC.NO	SECTION NAME
2-C03	2505	REAR PROPELLER SHAFT	2-I08	4600	CHANGE CONTROL SYSTEM (AT)			
2-D03	2550	REAR DRIVE SHAFT						
2-E03	2600	REAR AXLE						
2-G03	2610	REAR BRAKE MECHANISMS						
2-J03	2710	REAR DIFFERENTIALS						
2-N03	2800	REAR SUSPENSION MECHANISMS						
2-C04	2801	REAR SPRING & DAMPER						
2-D04	2810	REAR STABILIZER						
2-E04	2830	REAR LOWER ARMS & SUB FRAME						
2-G04	3200	STEERING WHEEL						
2-H04	3210	STEERING COLUMN & SHAFTS						
2-I04	3220	STEERING GEAR						
2-X04	3240	POWER STEERING SYSTEM						
2-L04	3300	FRONT AXLE						
2-M04	3310	FRONT BRAKE MECHANISMS						
2-C05	3400	FRONT SUSPENSION MECHANISMS						
2-F05	3401	FRONT SPRING & DAMPER						
2-G05	3410	CROSSMEMBER & STABILIZER						
2-H05	3700	TIRES & JACK						
2-C06	3900	ENGINE & TRANSMISSION MOUNTINGS						
2-D06	4000	EXHAUST SYSTEM						
2-H06	4140	CLUTCH RELEASE & MASTER CYLINDERS (MANUAL TRANSMISSION)						
2-J06	4145	CLUTCH PIPINGS (MANUAL TRANSMISSION)						
2-K06	4160	ACCELERATOR CONTROL SYSTEM						
2-L06	4200	FUEL TANK						
2-D07	4210	FUEL LID OPENER						
2-E07	4300	CLUTCH & BRAKE PEDALS (MANUAL TRANSMISSION)						
2-G07	4300A	BRAKE PEDALS (AUTOMATIC TRANSMISSION)						
2-H07	4340	BRAKE MASTER CYLINDER & POWER BRAKE						
2-J07	4360	BRAKE PIPINGS						
2-N07	4370	ANTILOCK BRAKE SYSTEM						
2-E08	4400	PARKING BRAKE SYSTEM						
2-F08	4500	FUEL PIPINGS						

SECTION NAME INDEX (BODY)

LD.NO	SEC.NO	SECTION NAME	LD.NO	SEC.NO	SECTION NAME	LD.NO	SEC.NO	SECTION NAME
2-C10	0900	KEY SETS	3-H03	5830	FRONT DOOR MECHANISMS	3-H08	6702	WIRING HARNESSSES(DASHBOARD)
2-E10	5000	FRONT BUMPER	3-K03	5840	FRONT DOOR TRIMS & RELATED PARTS	3-J08	6703	WIRING HARNESSSES(DOOR,FLOOR/CEILING)
2-H10	5010	REAR BUMPER	3-C04	6100	HEATER	3-K08	6704	WIRING HARNESS CLAMPS
2-J10	5030	WINDOW MOULDINGS	3-E04	6110	HEATER UNIT COMPONENTS	3-L08	6720	WINDSHIELD WASHER
2-K10	5040	BODY MOULDINGS	3-G04	6115	HEATER CONTROLS COMPONENTS	3-N08	6730	WINDSHIELD WIPERS
2-M10	5100	HEAD LAMPS	3-H04	6120	HEATER BLOWER COMPONENTS	3-D09	6740	WIPER MOTOR COMPONENTS(FRONT)
2-C11	5103	HEAD LAMP RETRACTORS	3-I04	6130	AIR CONDITIONER (JAPAN MAKE)	3-E09	6750	WINDOW WIPER & WASHER (REAR)
2-E11	5105	FRONT COMBINATION LAMPS	3-L04	6130A	AIR CONDITIONER (OPTIONAL PARTS)	3-G09	6760	WINDOW WIPER MOTOR COMPONENTS (REAR)
2-I11	5110	REAR COMBINATION LAMPS	3-C05	6135	O RING SET,PIPING	3-H09	6800	CEILING TRIMS
2-N11	5120	LICENSE LAMPS	3-D05	6140	COMPRESSOR COMPONENTS (AIR CONDITIONER) (JAPAN MAKE)	3-J09	6820	PILLAR TRIMS
2-C12	5125	INTERIOR LAMPS	3-F05	6140A	COMPRESSOR COMPONENTS (AIR CONDITIONER) (OPTIONAL PARTS)	3-K09	6840	TRIMS & SCUFF PLATES
2-D12	5130	OVERHEAD CONSOLE	3-H05	6150	COOLING UNIT (AIR CONDITIONER) (JAPAN MAKE)	3-C10	6845	STRAGE BOX
2-E12	5170	ORNAMENTS	3-I05	6150A	COOLING UNIT (AIR CONDITIONER) (OPTIONAL PARTS)	3-D10	6860	FLOOR MATS & PADS
2-F12	5180	COWL & EXTRACTOR GRILLES	3-K05	6230	LIFT GATE MECHANISMS	3-G10	6870	SERVICE TOOLS
2-H12	5230	BONNET	3-N05	6300	WINDOW GLASSES	3-H10	6900	VISORS,ASSIST HANDLES & MIRRORS
2-J12	5310	FRONT PANELS	3-C06	6330	SUNROOF	3-K10	6930	CAUTION PLATES & LABELS
2-K12	5320	FENDER & WHEEL APRON PANELS	3-G06	6600	SWITCHES & RELAYS (ENGINE)	3-M10	7250	QUARTER WINDOW & TRIMS
2-C13	5330	DASH & COWL PANELS	3-L06	6610	DASHBOARD SWITCHES	3-D11	7800	SPOILERS & RELATED PARTS
2-D13	5340	SIDE PANELS	3-M06	6611	COMBINATION SWITCH			
2-I13	5360	ROOF PANELS (W/O SUN ROOF)	3-N06	6615	POWER WINDOW SWITCHES			
2-J13	5360 A	ROOF PANELS (SUN ROOF)	3-C07	6630	RELAYS & UNIT (BODY)			
2-K13	5370	FLOOR PANELS	3-E07	6635	DOOR SWITCH & HORNS			
2-M13	5380	FLOOR ATTACHMENTS (HOLE COVERS)	3-F07	6640	AUTO CRUISE CONTROL SYSTEM			
2-C14	5390	FLOOR ATTACHMENTS	3-G07	6680	AUDIO SYSTEMS (RADIO & TAPE DECK)			
2-C15	5500	DASHBOARD EQUIPMENTS	3-I07	6682	AUDIO SYSTEMS (ANTENNA & SPEAKER)			
2-D15	5520	METER HOOD	3-M07	6684	AUDIO SYSTEMS(NOISE SUPPRESSOR & EARTH CORD)			
2-E15	5540	METER COMPONENTS	3-N07	6700	WIRING HARNESSSES(FRONT & REAR)			
2-G15	5560	DASHBOARD & RELATED PARTS	3-F08	6701	WIRING HARNESSSES(ENGINE & TRANSMISSION)			
2-K15	5570	CONSOLE						
2-C16	5580	VENTILATOR						
2-D16	5700	FRONT SEATS						
2-M16	5790	SEAT BELTS						
3-C03	5795	AIR BAG						
3-D03	5800	FRONT DOORS						

5795 AIR BAG

5795 -1 M AIR BAG

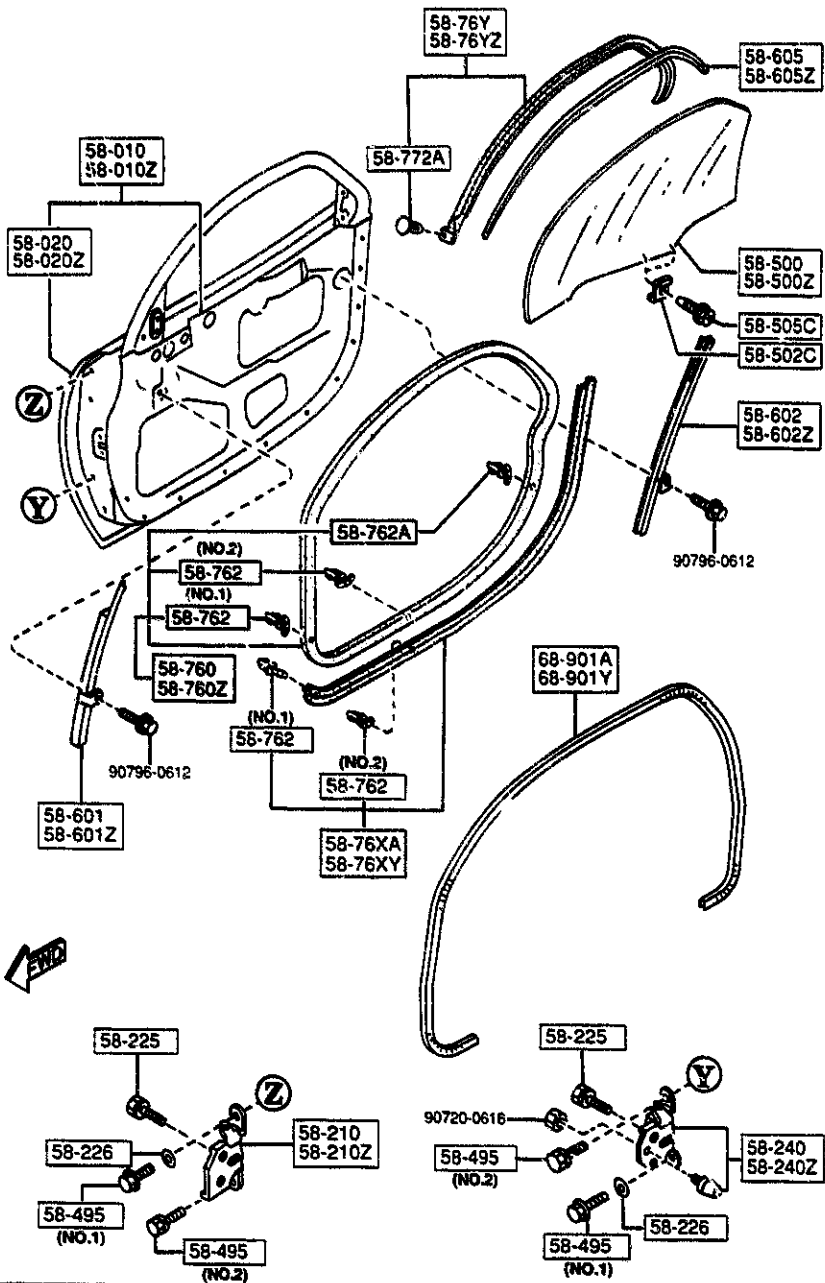


PART NO.	QTY	MODEL/RESTRICTION	MODEL/RESTRICTION	MODEL/RESTRICTION	FROM-TO
57-KX7		BRACKET, AIR BAG			
FD01-57-KX7	1				
57-K00		MODULE, AIR BAG			
FD01-57-K00C	1				-2101
FD01-57-K00D	1				2101-3201
FD15-57-K00	1				3201-
57-K1X		SENSOR, AIR BAG			
FD01-57-K1XB	1				-2701
FD01-57-K1XD	1				2701-
57-K2X		SENSOR(R), AIR BAG			
FD01-57-K2XB A (FD01-57-K2XC)	1				-2701
FD01-57-K2XC	1				2701-
57-K2Y		SENSOR(L), AIR BAG			
FD01-57-K2YB A (FD01-57-K2YC)	1				-2701
FD01-57-K2YC	1				2701-
57-K40		SENSOR, AIR BAG-INNER			
FD01-57-K40A	1				
57-K95A		CLIP, AIR BAG			
FD01-57-K95	1				
57-K96		CLIP			
FD01-57-K96	1				
57-K98		NUT			
FC66-57-K98	2				
57-K99		SCREW, TAPPING			
FC66-57-K99	4				

2101 FD3***-200251
 2701 FD3***-208628
 3201 FD3***-210578

5800 FRONT DOORS

5800 -1 FRONT DOORS

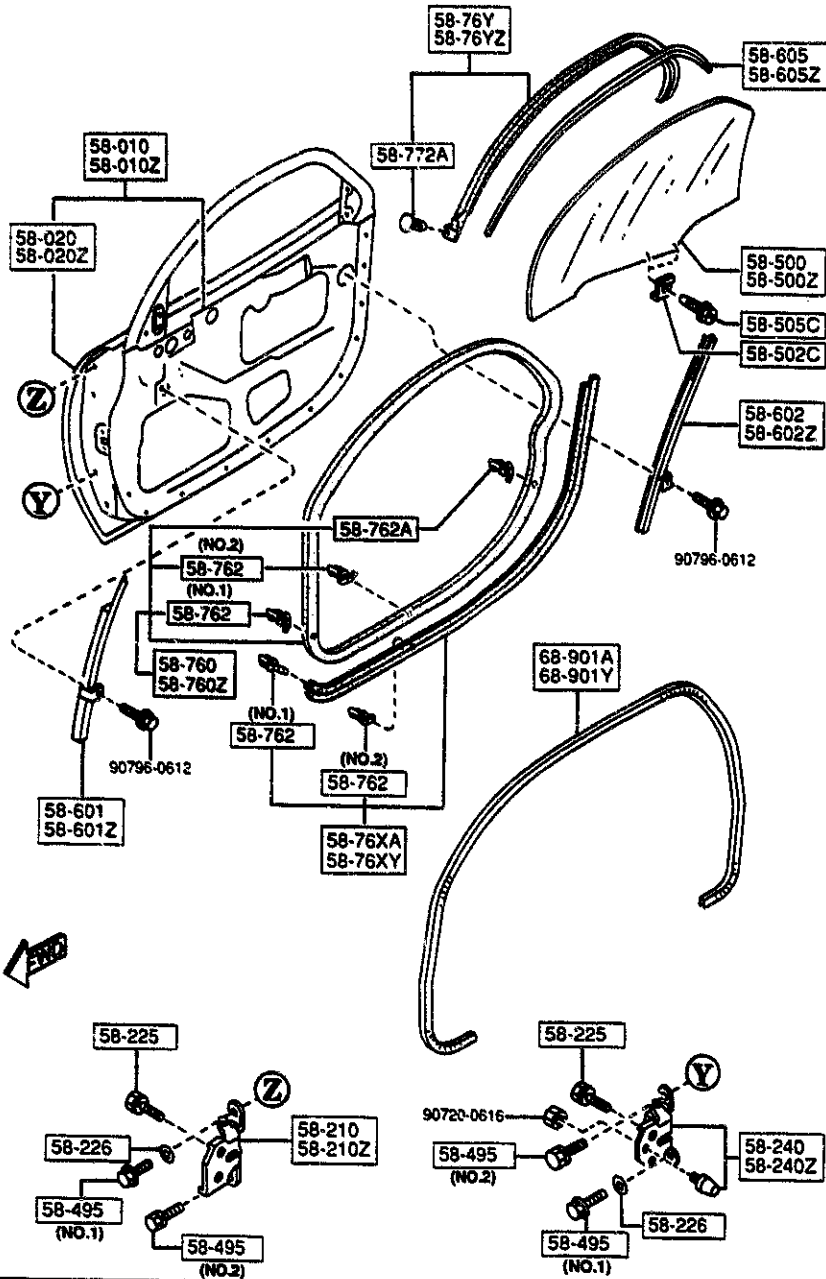


PART NO.	QTY	MODEL/RESTRICTION	MODEL/RESTRICTION	MODEL/RESTRICTION	FROM-TO
58-010		BODY(R),FRONT DOOR			
FD01-58-020G	1				
58-010Z		BODY(L),FRONT DOOR			
FD01-59-020G	1				
58-020		PANEL(R),OUT.-FRT DOOR			
FD01-58-030B	1				
58-020Z		PANEL(L),OUT.-FRT DOOR			
FD01-59-030B	1				
58-210		HINGE(R),DOOR-UPPER			
FD01-58-210A	1				
58-210Z		HINGE(L),DOOR-UPPER			
FD01-59-210A	1				
58-225		BOLT,SETTING-HINGE LOWER			
B455-58-225	8				
58-226		WASHER,SETTING			
GJ21-58-226	4				
58-240		HINGE(R),DOOR-LOWER			
FD01-58-240B	1				
58-240Z		HINGE(L),DOOR-LOWER			
FD01-59-240B	1				
58-495		BOLT,SET			
BA54-58-225	4	(ILLUST. NO.1)			
S085-58-225	4	(ILLUST. NO.2)			
58-500		GLASS(R),DOOR-FRT			
FD01-58-511	1				
58-500Z		GLASS(L),DOOR-FRT			
FD01-59-511	1				

AUFA04

CAT. AUFA04-06

1994-09



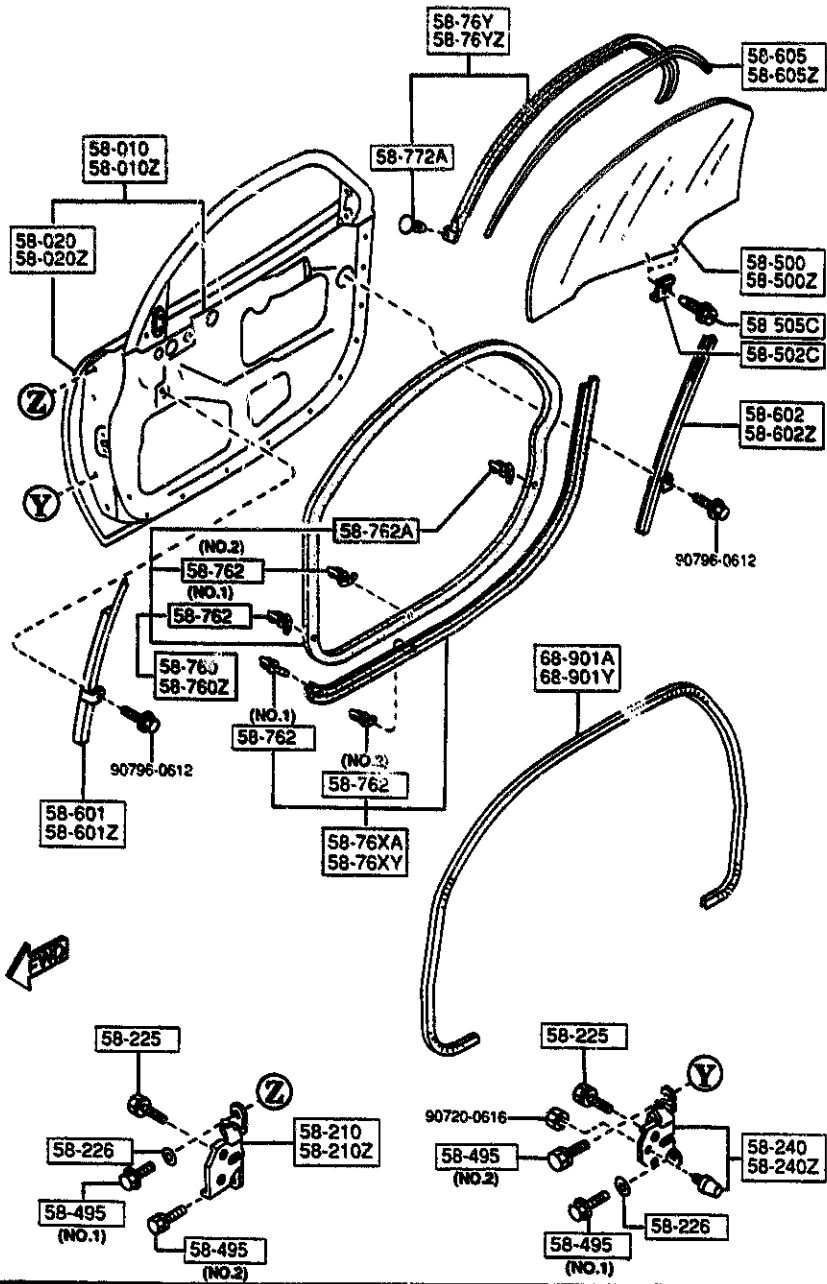
PART NO.	QTY	MODEL/RESTRICTION	MODEL/RESTRICTION	MODEL/RESTRICTION	FROM TO
58-502C		GROMMET, SCREW			
S084-58-502	4				
58-505C		SCREW, WINDOW REGULATOR			
B092-58-505	4				
58-601		GUIDE 'A' (R), GLASS			
FD01-58-601 AN(FD01-58-601A)	1				-1C27
FD01-58-601A AN(FD01-58-601B)	1				1C27-2424
FD01-58-601B	1				2424-
58-601Z		GUIDE 'A' (L), GLASS			
FD01-59-601 AN(FD01-59-601A)	1				-1C27
FD01-59-601A AN(FD01-59-601B)	1				1C27-2424
FD01-59-601B	1				2424-
58-602		GUIDE 'B' (R), GLASS			
FD01-58-603 A (FD01-58-603A)	1				-1C27
FD01-58-603A	1				1C27-
58-602Z		GUIDE 'B' (L), GLASS			
FD01-59-603 A (FD01-59-603A)	1				-1C27
FD01-59-603A	1				1C27-
58-605		CHANNEL (R), GLASS			
FD01-58-605C AN(FD01-58-605D)	1				-2701
FD01-58-605D AN(FD01-58-605E)	1				2701-3118
FD01-58-605E	1				3118-
58-605Z		CHANNEL (L), GLASS			
FD01-59-605C AN(FD01-59-605D)	1				-2701
FD01-59-605D AN(FD01-59-605E)	1				2701-3118
FD01-59-605E	1				3118-
1C27 FD3***-200205 2424 FD3***-205505 2701 FD3***-208628 3118 FD3***-210571					

AUFA04

CAT. AUFA04-06

1994-09

5800 FRONT DOORS



PART NO.	QTY	MODEL/RESTRICTION	MODEL/RESTRICTION	MODEL/RESTRICTION	FROM-TO
58-76XA	1	WEATHERSTRIP(R), DOOR-LOW.			
*FD01-58-76XA	1				
58-76XY	1	WEATHERSTRIP(L), DOOR-LOW.			
FD01-59-76XA	1				
58-76Y	1	WTHSTP(R), GLASS-F. D DOOR			-2903
FD01-58-76YB A (FD01-58-76YC)	1				2903-
FD01-58-76YC	1				
58-76YZ	1	WTHSTP(L), GLASS-F. DOOR			-2903
FD01-59-76YB A (FD01-59-76YC)	1				2903-
FD01-59-76YC	1				
58-76U	1	WEATHERSTRIP(R), DOOR			-2917
FD01-58-760B A (FD01-58-760D)	1				2917-
FD01-58-760D	1				
58-760Z	1	WEATHERSTRIP(L), DOOR			-2917
FD01-59-760B A (FD01-59-760D)	1				2917-
FD01-59-760D	1				
58-762	14	FASTENER			
GA2A-58-762	14	(ILLUST. NO.1)			
G031-58-762	40	(ILLUST. NO.2)			
58-762A	4	FASTENER			
FD01-58-762	4				
58-772A	2	FASTENER			
1011-58-772	2				
68-901A	1	WELT(R), SEAMING			
FD01-68-911A	1				
02	INT-	FE2 FE3 FE4 BLACK			
68-901Y	1	WELT(L), SEAMING			
2903 FDSMXX-210500					
2917 FDSMXX-210503					

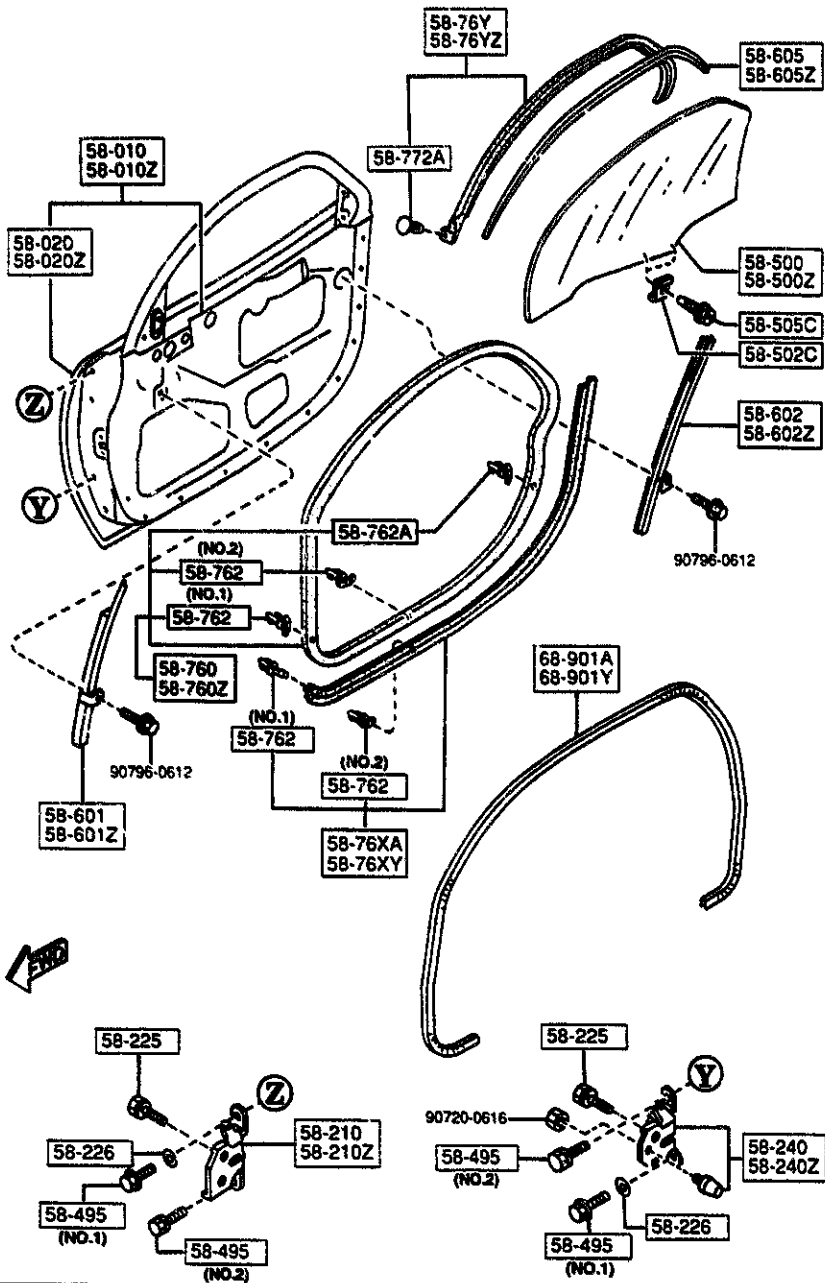
AUFA04

CAT. AUFA04-06

1994-09

5800 FRONT DOORS

5800 -4 M FRONT DOORS



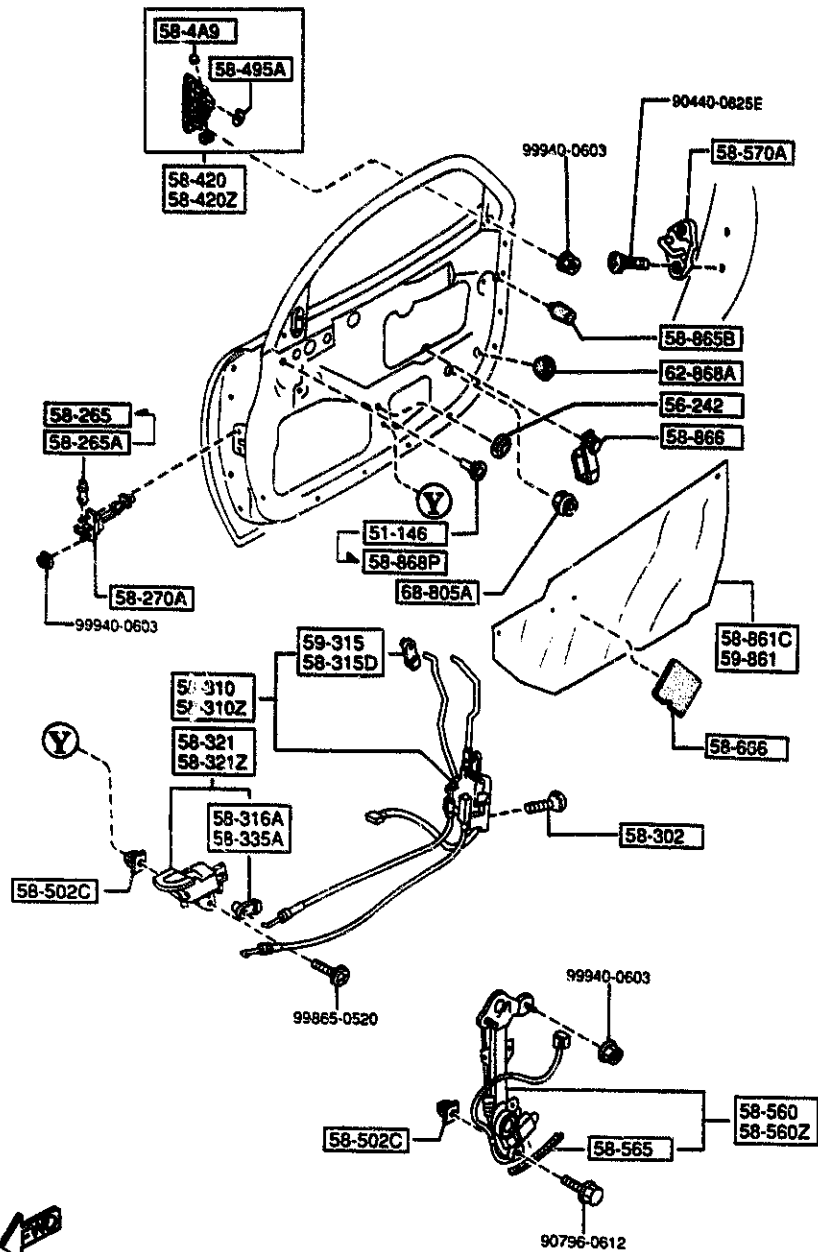
PART NO.	QTY	MODEL/RESTRICTION	MODEL/RESTRICTION	MODEL/RESTRICTION	FROM-TO
CONT'D FD01-68-912A	1				
02	INT-	FE2 FE3 FE4	BLACK		

AUFA04

CAT. AUFA04-06

1994-09

5830 FRONT DOOR MECHANISMS



PART NO.	QTY	MODEL/RESTRICTION	MODEL/RESTRICTION	MODEL/RESTRICTION	FROM-TO
51-146 F801-51-141	2	GROMMET, SCREW-R.COMB			-2401
56-242 D118-56-242B	2	PLUG, DRAIN			
58-265 BC1D-58-265	2	PIN, CHECKER			3201-
58-265A H260-58-265C	2	PIN, CHECKER			-3201
58-270A F001-58-270A	2	CHECKER, DOOR			
58-302 GA5R-58-302A	6	SCREW, TAPPING-DOOR LOCK			
58-310 FD01-58-310C A (FD01-58-310E)	1	LOCK (R), DOOR			-3106
58-310E FD01-58-310E	1				3106-
58-310Z FD01-59-310C A (FD01-59-310E)	1	LOCK (L), DOOR			-3106
58-310E FD01-59-310E	1				3106-
58-315D G030-58-315	1	CLIP (R)			
58-316A B001-59-335	2	CLIP			
58-321 FD01-58-330B	1	HANDLE (R), INNER			-2212
00 INT- FD01-58-330C	1	FE2 FE3 FE4 BLACK			2212-
00 INT- FD01-58-330C	1	FE2 FE3 FE4 BLACK			
2212 FD3***-201963 2401 FD3***-204313 3106 FD3***-210567 3201 FD3***-210578					

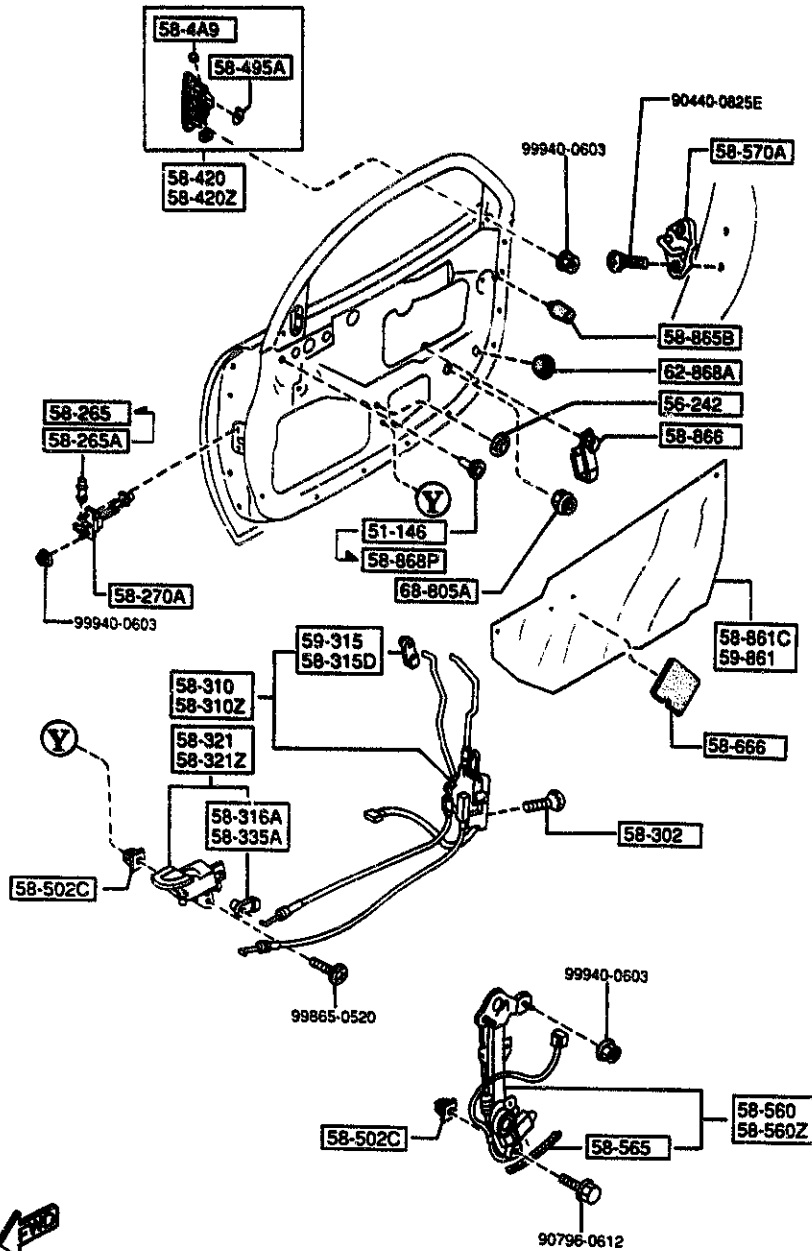
AUFA04

CAT. AUFA04-06

1994-09

5830 FRONT DOOR MECHANISMS

5830 -3 * FRONT DOOR MECHANISMS



PART NO.	QTY	MODEL/RESTRICTION	MODEL/RESTRICTION	MODEL/RESTRICTION	FROM-TO
CONT'D GA7C-58-565	2				2901-
58-570A		STRIKER			
FD01-58-361	2				
58-666		SHEET			
B092-58-862	3				
58-861C		SCREEN(R), FRONT DOOR			
FD01-58-861A	1				
58-865B		CUSHION, RUBBER			
G067-58-873	2				
58-866		CLIP			
B038-58-866	2				
58-868P		COVER, HOLE-DOOR BODY			
FD01-58-868	4				2401-
59-315		CLIP			
G030-59-315	1				
59-861		SCREEN(L), FRONT DOOR			
FD01-59-861	1				
62-868A		COVER, HOLE-LIFT GATE			
B499-62-868	2				
68-805A		GROMMET, SCREW			
B216-68-755	4				-2501
2401 FDSMKN-204313 2501 FDSMKN-205709 2901 FDSMKN-210499					

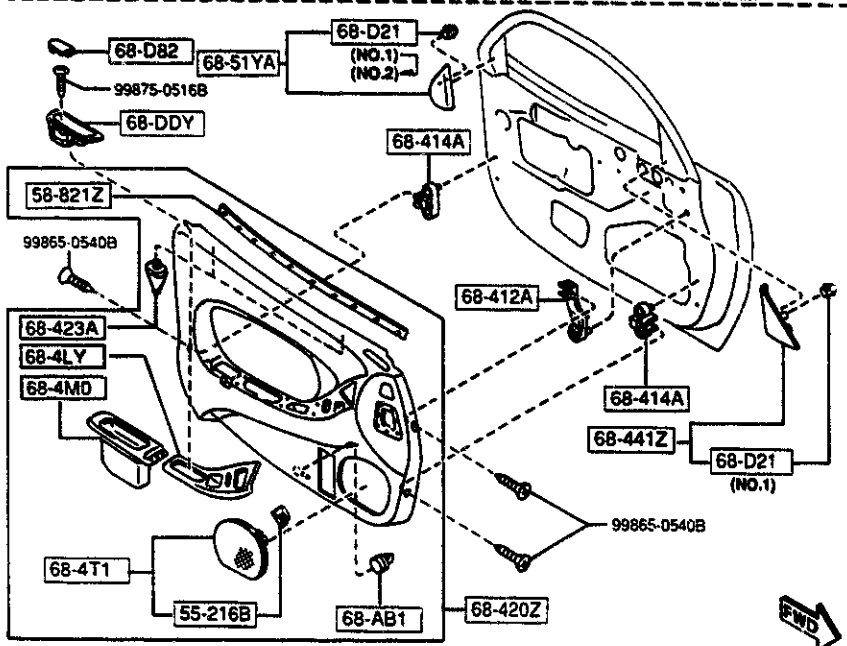
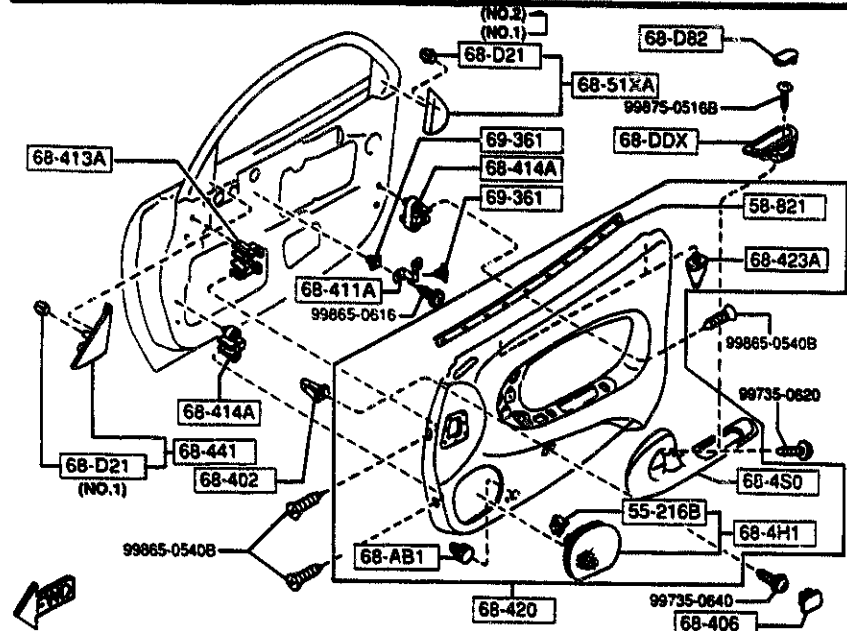


AUFA04

CAT. AUFA04-06

1994-09

5840 FRONT DOOR TRIMS & RELATED PARTS



PART NO.	QTY	MODEL/RESTRICTION	MODEL/RESTRICTION	MODEL/RESTRICTION	FROM-TO
55-216B		SPRING,CENTER PANEL			
B092-55-257	4				
58-821		WEATHERSTRIP(R), INN.			
FD01-58-821	1				
58-821Z		WEATHERSTRIP(L), INN.			
FD01-59-821	1				
68-AB1		FASTENER			
G350-68-AB1	6				
68-DDX		PANEL(R), RECESS			
FD01-68-DDXC	1				-2B02
00	INT-	FE2 FE3 FE4 BLACK			
FD01-68-DDXD	1				2B02-
00	INT-	FE2 FE3 FE4 BLACK			
68-DDY		PANEL(L), RECESS			
FD01-68-DDYC	1				-2B02
00	INT-	FE2 FE3 FE4 BLACK			
FD01-68-DDYD	1				2B02-
00	INT-	FE2 FE3 FE4 BLACK			
68-D21		CLIP, TRIM			
LA10-68-D21	6	(ILLUST. NO.1)			-2301
FD01-68-D21	4	(ILLUST. NO.2)			2301-
LA10-68-D21	2	(ILLUST. NO.1)			2301-
68-D82		CAP,ASSIST-DOOR TRIM			
FD01-68-D82A	2				
00	INT-	FE2 FE3 FE4 BLACK			
68-4H1		GRILLE(R),SPEAKER			
FD01-68-4H0	1				
02	INT-	FE2 BLACK			
17	INT-	FE4 RED			
33	INT-	FE3 TAN			

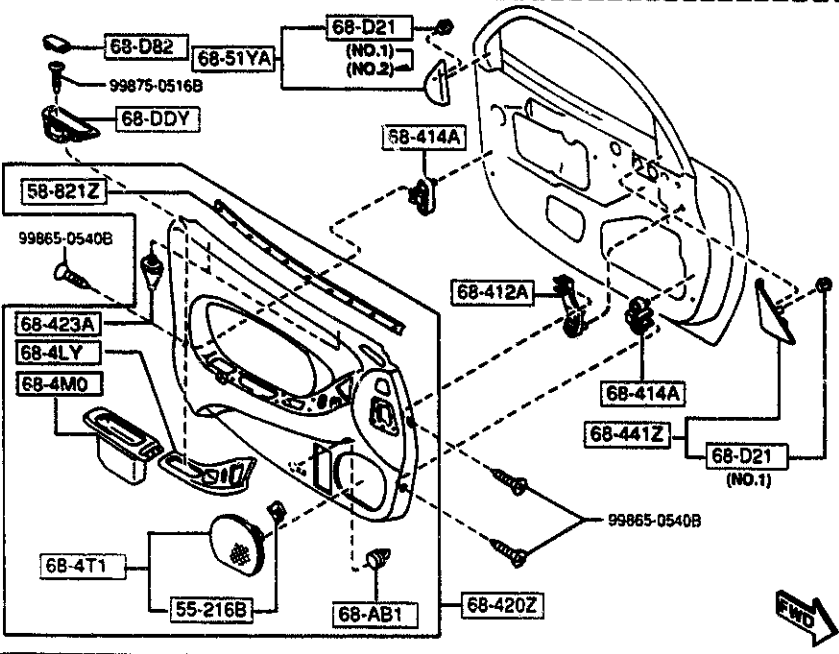
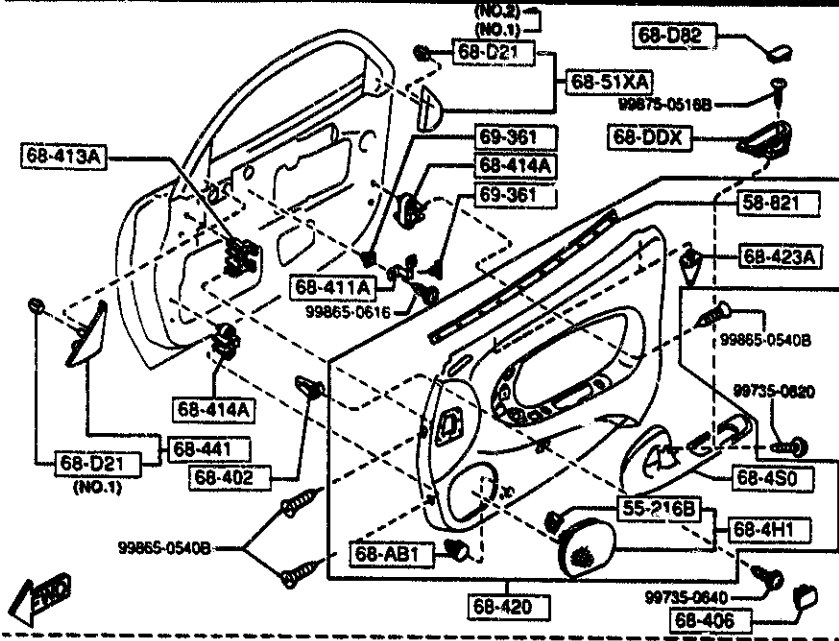
2301 FD3***-202878
2B02 FD3***-210514

AUFA04

CAT. AUFA04-06

1994-09

5840 FRONT DOOR TRIMS & RELATED PARTS



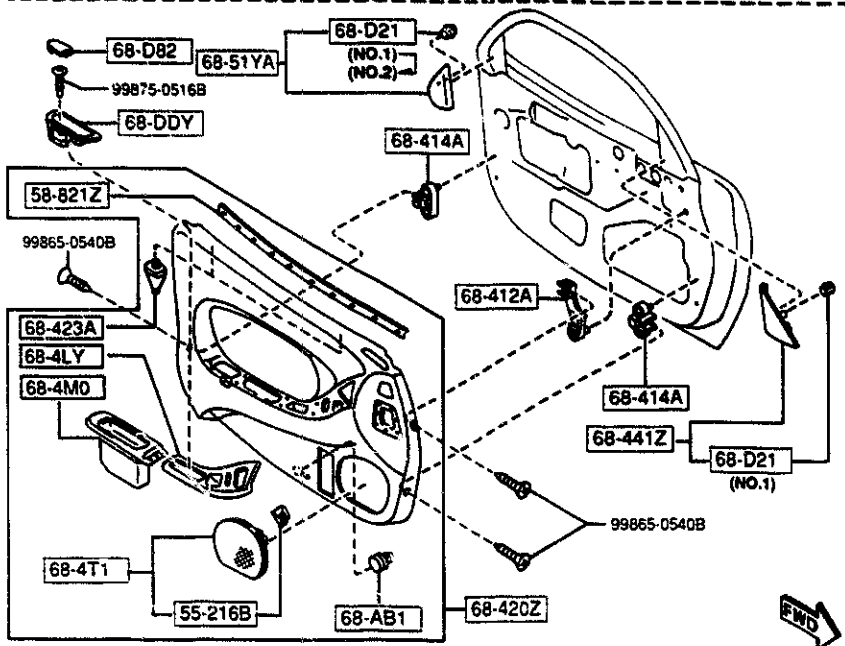
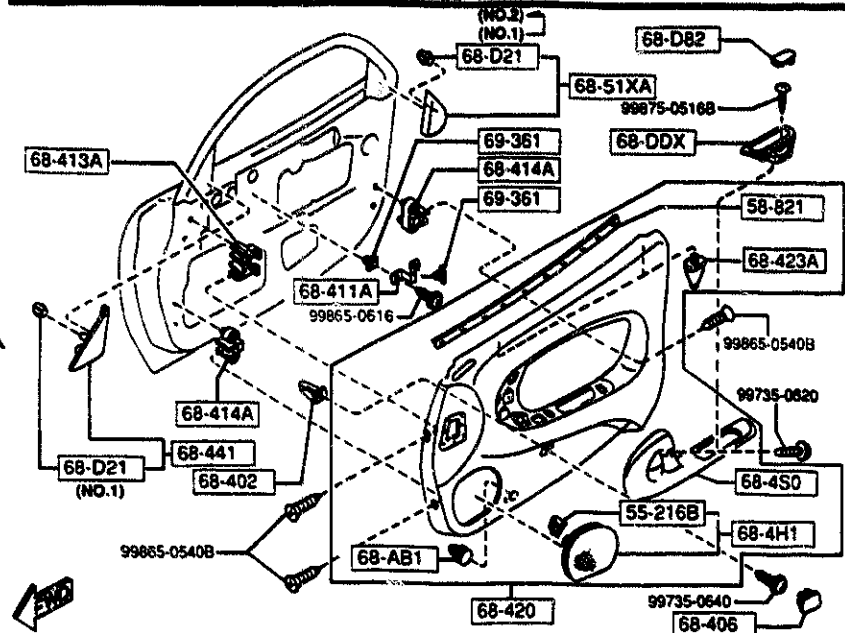
PART NO.	QTY	MODEL/RESTRICTION	MODEL/RESTRICTION	MODEL/RESTRICTION	FROM TO
68-4LY		PANEL(L), SWITCH			
FD01-68-4LY	1				
00	INT-	FE2 FE3 FE4 BLACK			
68-4M0		LID(L), ARM REST-TRIM			
FD01-68-4M0A	1				-2802
00	INT-	FE2 FE3 FE4 BLACK			
FD01-68-4M0B	1				2802-3720
00	INT-	FE2 FE3 FE4 BLACK			
FD01-68-4M0C	1				3720-
00	INT-	FE2 FE3 FE4 BLACK			
68-4S0		GRIP, FRT ASSIST			
FD01-69-44XA	1				-3303
00	INT-	FE2 FE3 FE4 BLACK			
FD01-69-44XB	1				3303-
00	INT-	FE2 FE3 FE4 BLACK			
68-4T1		GRILLE(L), SPEAKER			
FD01-68-4W0	1				
02	INT-	FE2 BLACK			
17	INT-	FE4 RED			
33	INT-	FE3 TAN			
68-402		GROMMET, SCREW			
H380-68-402	2				
68-406		CAP, DOOR TRIM			
FD01-68-406	1				
02	INT-	FE2 BLACK			
17	INT-	FE4 RED			
33	INT-	FE3 TAN			
68-411A		BRACKET, TRIM			
FD01-68-411	1				
68-412A		BRACKET, TRIM			
FD01-68-412A	1				
2802 FD3***-210514					
3303 FD3***-210624					

AUFA04

CAT. AUFA04-06

1994-09

5840 FRONT DOOR TRIMS & RELATED PARTS



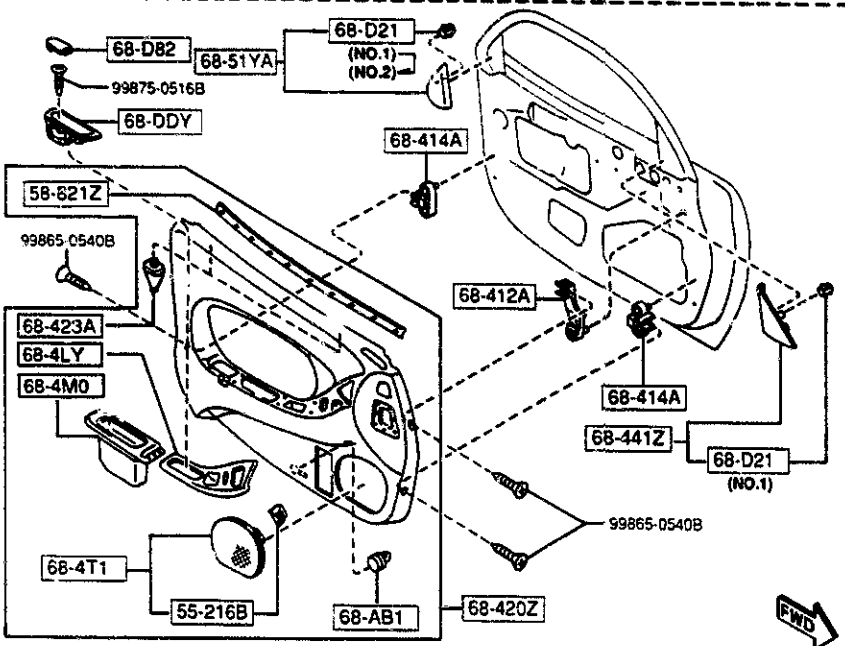
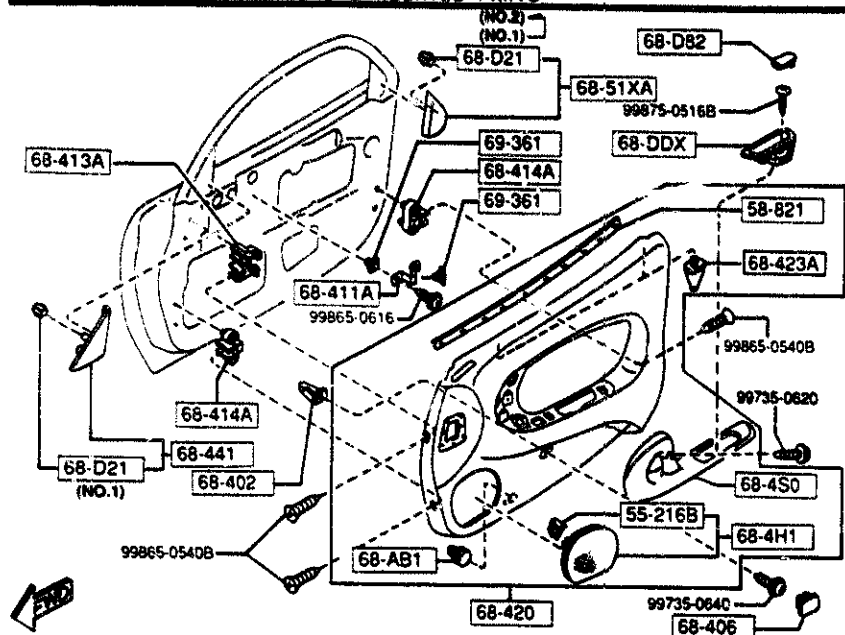
PART NO.	QTY	MODEL/RESTRICTION	MODEL/RESTRICTION	MODEL/RESTRICTION	FROM-TO
68-413A		BRACKET, TRIM			
FD01-68-413A	1				
68-414A		BRACKET, TRIM			
FD01-68-414A	4				
68-420		TRIM(R), DOOR			
FD01-68-420E	1				-2B02
	02	INT- FE2 BLACK			
	17	INT- FE4 RED			
	33	INT- FE3 TAN			
FD01-68-420F	1				2B02-3303
	02	INT- FE2 BLACK			
	17	INT- FE4 RED			
	33	INT- FE3 TAN			
FD01-68-420G	1				3303-
	02	INT- FE2 BLACK			
	17	INT- FE4 RED			
	33	INT- FE3 TAN			
68-420Z		TRIM(L), DOOR			
FD01-68-450D	1				-2B02
	02	INT- FE2 BLACK			
	17	INT- FE4 RED			
	33	INT- FE3 TAN			
FD01-68-450E	1				2B02-
	02	INT- FE2 BLACK			
	17	INT- FE4 RED			
	33	INT- FE3 TAN			
68-423A		PIN, LOCATOR			
FD01-68-423	4				
68-441		GARNISH(R), DOOR			
FD01-68-DJXB	1				-2201
A (FD01-68-DJXC)					
FD01-68-DJXC	1				2201-
2201 FD3***-201428 2B02 FD3***-210514 3303 FD3***-210624					

AUFA04

CAT. AUFA04-06

1994-09

5840 FRONT DOOR TRIMS & RELATED PARTS



PART NO.	QTY	MODEL/RESTRICTION	MODEL/RESTRICTION	MODEL/RESTRICTION	FROM TO
68-441Z		GARNISH(L), DOOR			
FD01-68-DJYB A (FD01-68-DJYC)	1				-2201
FD01-68-DJYC	1				2201-
68-51XA		GARNISH(R), SAIL-INN.			
FD01-68-51XD	1				
68-51YA		GARNISH(L), SAIL-INN.			
FD01-68-51YD	1				
69-361		GROMMET, SCREW			
B316-69-361	3				
2201 FD3***-201428					

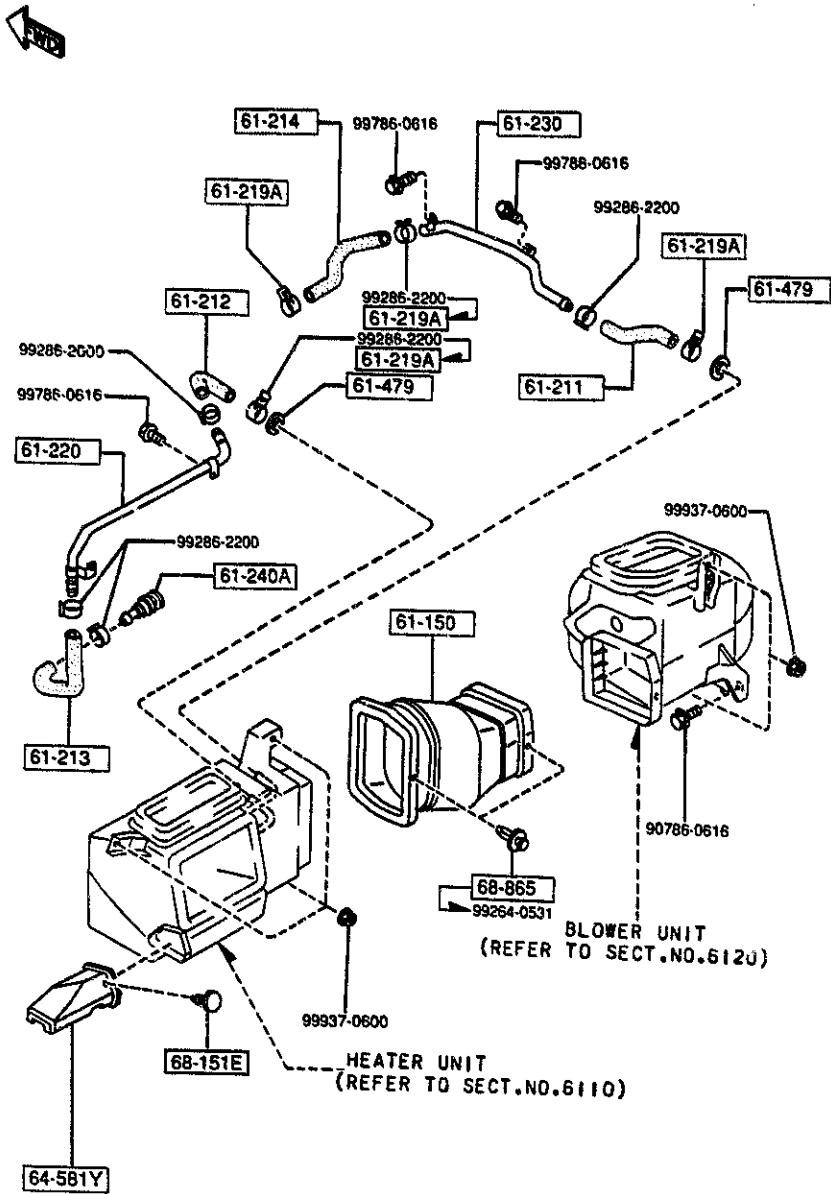
AUFA04

CAT. AUFA04-06

1994-09

6100 HEATER

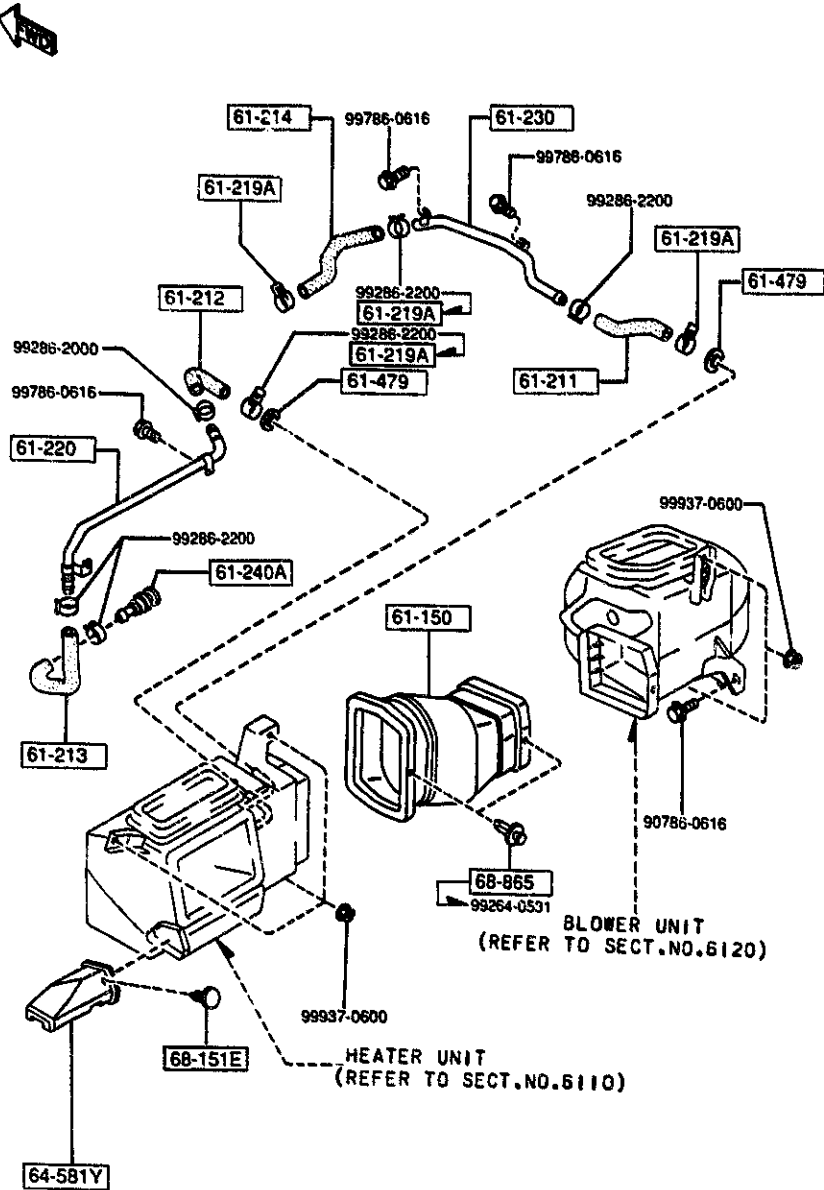
6100 -1 HEATER



PART NO.	QTY	MODEL/RESTRICTION	MODEL/RESTRICTION	MODEL/RESTRICTION	FROM-TO
61-150		DUCT, AIR			
FD01-61-150B	1	(W/O AIR CON.)			
61-211		HOSE NO.1, WATER			
FD01-61-211	1				-1C18
A (FD01-61-211A)					
FD01-61-211A	1				1C18-
61-212		HOSE NO.2, WATER			
FD01-61-212	1				-1C18
A (FD01-61-212A)					
FD01-61-212A	1				1C18-
61-213		HOSE NO.3, WATER			
FD01-61-213A	1				-2120
A (FD01-61-213B)					
FD01-61-213B	1				2120-
61-214		HOSE NO.4, WATER			
FD01-61-214A	1				-2120
A (FD01-61-214B)					
FD01-61-214B	1				2120-
61-219A		CLAMP, HOSE			
H266-61-242	2				-2120
H266-61-242	4				2120-
61-220		PIPE, HEATER			
FD01-61-220	1				
61-230		PIPE, HEATER			
FD01-61-230	1				
61-240A		CONNECTOR, WATER HOSE			
B455-61-240A	1				
61-479		GROMMET			
8871-61-219A	2				
64-581Y		DUCT(L), SHOWER			
FD01-61-156A	1				
1C18 FD3***-200100 2120 FD3***-200848					

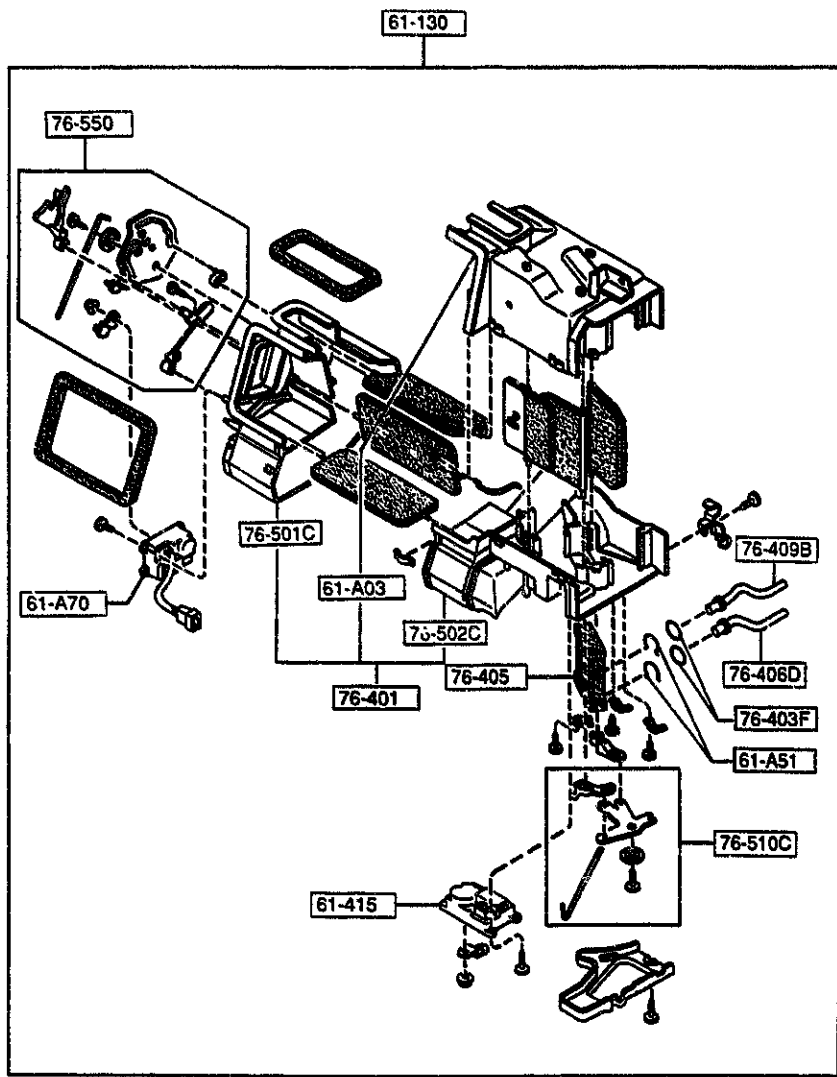
6100 HEATER

6100 -2 M HEATER



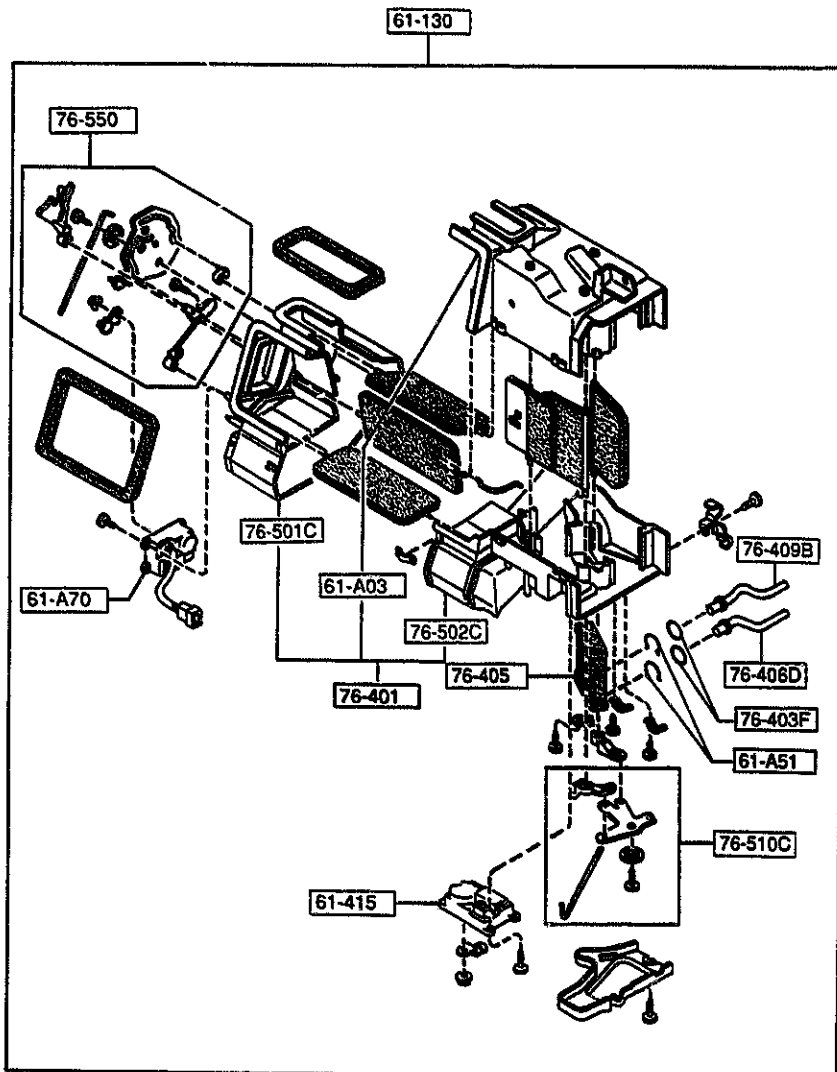
PART NO.	QTY	MODEL/RESTRICTION	MODEL/RESTRICTION	MODEL/RESTRICTION	FROM-TO
68-151E		CLIP			
B102-68-865	1				
00	INT-	FE2 FE3 FE4 BLACK			
68-865		FASTENER			
B040-68-865A	2	(W/O AIR CON.)			-3106
00	INT-	FE2 BLACK			
18	INT-	FE4 RED			
33	INT-	FE3 TAN			

3106 FD3***-210567



PART NO.	QTY	MODEL/RESTRICTION	MODEL/RESTRICTION	MODEL/RESTRICTION	FROM-TO
61-A03		CASE 'C', HEATER UNIT			
FD01-61-A03	1				-2311
61-A51		CLIP, HEATER UNIT			
MF001-61-A18	2				
61-A70		ACTUATOR, MODE-HEATER UNIT			
FD01-61-A70	1				
61-130		HEATER UNIT			
FD01-61-130A AN(FD01-61-130B)	1				-2311
FD01-61-130B	1				2311-
61-415		ACTUATOR, TEMP			
FD01-61-A60	1				
76-401		CASE, HEATER			
FD01-61-A80	1				2311-
76-403F		RING, 'O'			
MF001-61-A19	2				
76-405		CORE, HEATER			
FD01-61-A10	1				
76-406D		PIPE, HEATER UNIT			
FD01-61-A15 AN(FD01-61-A15A)	1				-2311
FD01-61-A15A	1				2311-
76-409B		PIPE, HEATER UNIT			
FD01-61-A16 AN(FD01-61-A16A)	1				-2311
FD01-61-A16A	1				2311-
76-501C		CASE (R), HEATER UNIT			
FD01-61-A01	1				-2311
76-502C		CASE (L), HEATER UNIT			
FD01-61-A02	1				-2311

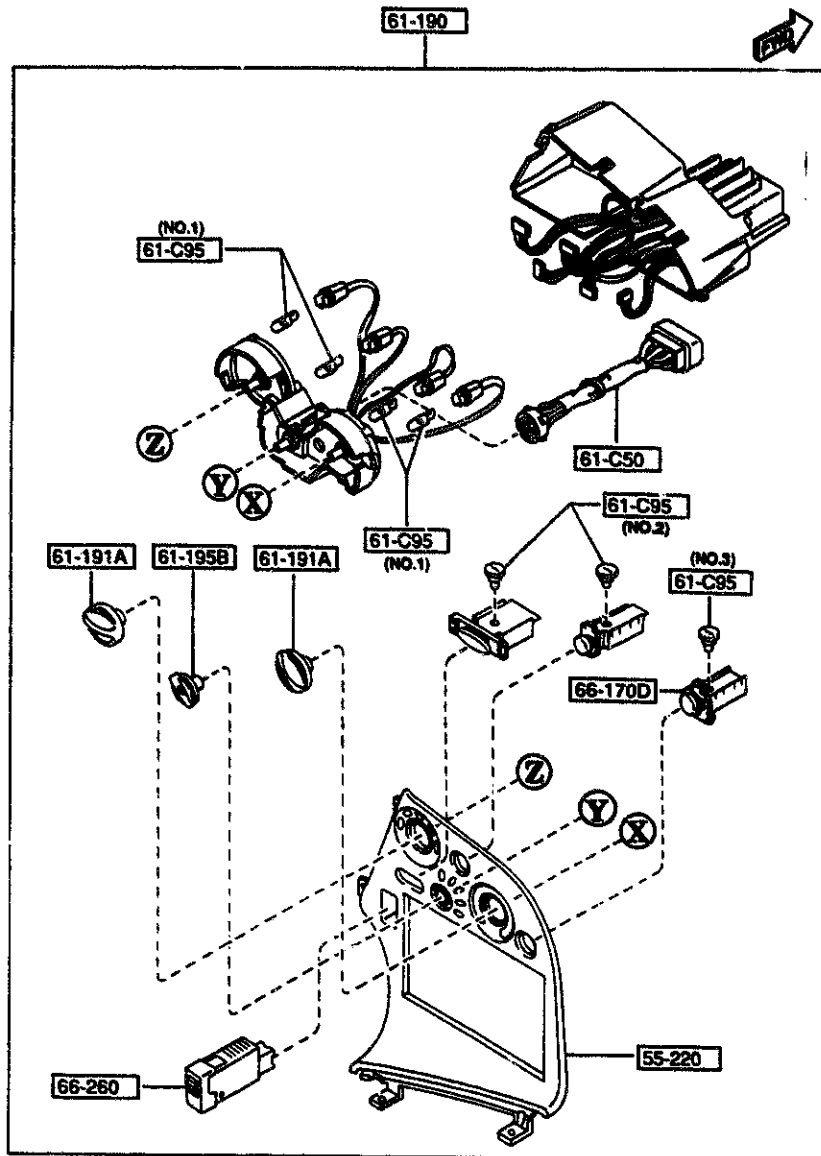
2311 FD3XXX-203346



PART NO.	QTY	MODEL/RESTRICTION	MODEL/RESTRICTION	MODEL/RESTRICTION	FROM-TO
76-510C		LINK SET,TEMP			
FD01-61-A20	1				
76-550		LINK SET,MODE			
FD01-61-A30	1				

6115 HEATER CONTROLS COMPONENTS

6115 -1 M HEATER CONTROLS COMPONENTS



PART NO.	QTY	MODEL/RESTRICTION	MODEL/RESTRICTION	MODEL/RESTRICTION	FROM-TO
55-220		PANEL, CENTER			
FD01-55-210B	1				
00	INT-	FE2 FE3 FE4 BLACK			
61-C50		SWITCH, FAN-HEATER CO NTROL			
FD01-61-C50	1				
61-C95		BULB, MODE CONTROL			
FD01-61-C95	4	(ILLUST. NO.1)			
FD02-61-C95	2	(ILLUST. NO.2)			
FD03-61-C95	1	(ILLUST. NO.3)			
61-190		CONTROL, HEATER			
FD01-61-192C A (FD01-61-192D)	1				-2420
00	INT-	FE2 FE3 FE4 BLACK			
FD01-61-192D	1				2420-
00	INT-	FE2 FE3 FE4 BLACK			
61-191A		KNOB NO.1			
FD01-61-191	2				
61-195B		KNOB, FAN SWITCH			
FD01-61-195	1				
66-170D		SWITCH, HAZARD			
FD01-66-4H0	1				
66-260		RESISTOR			
FD01-55-490A	1				
2420 FD3MXX-205217					

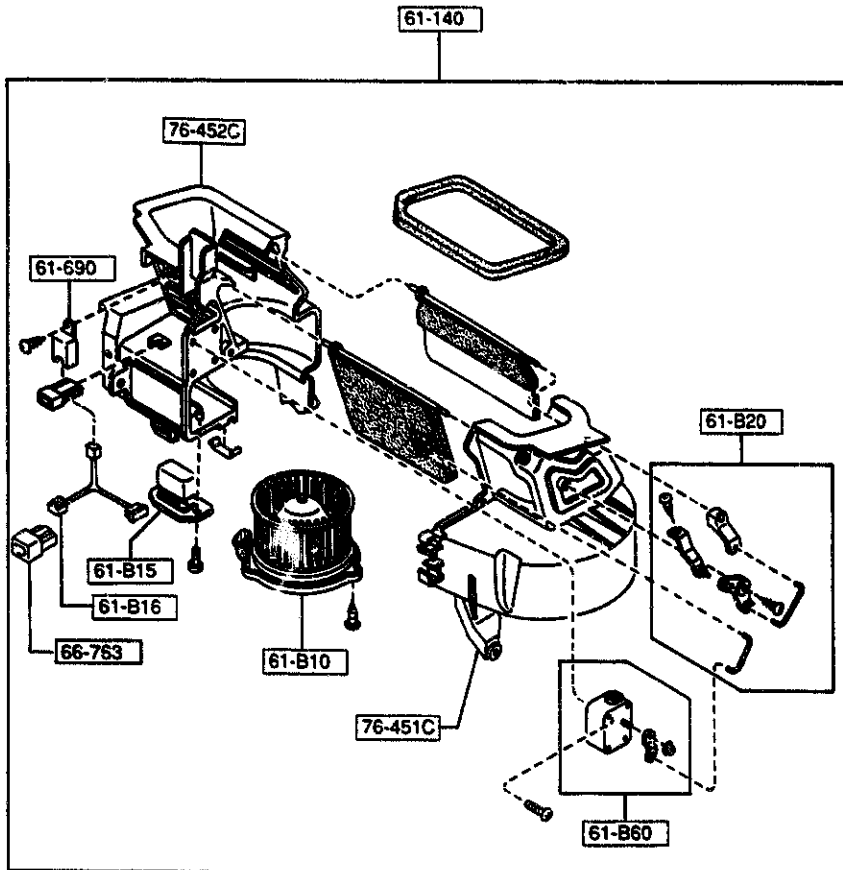
AUFA04

CAT. AUFA04-06

1994-09

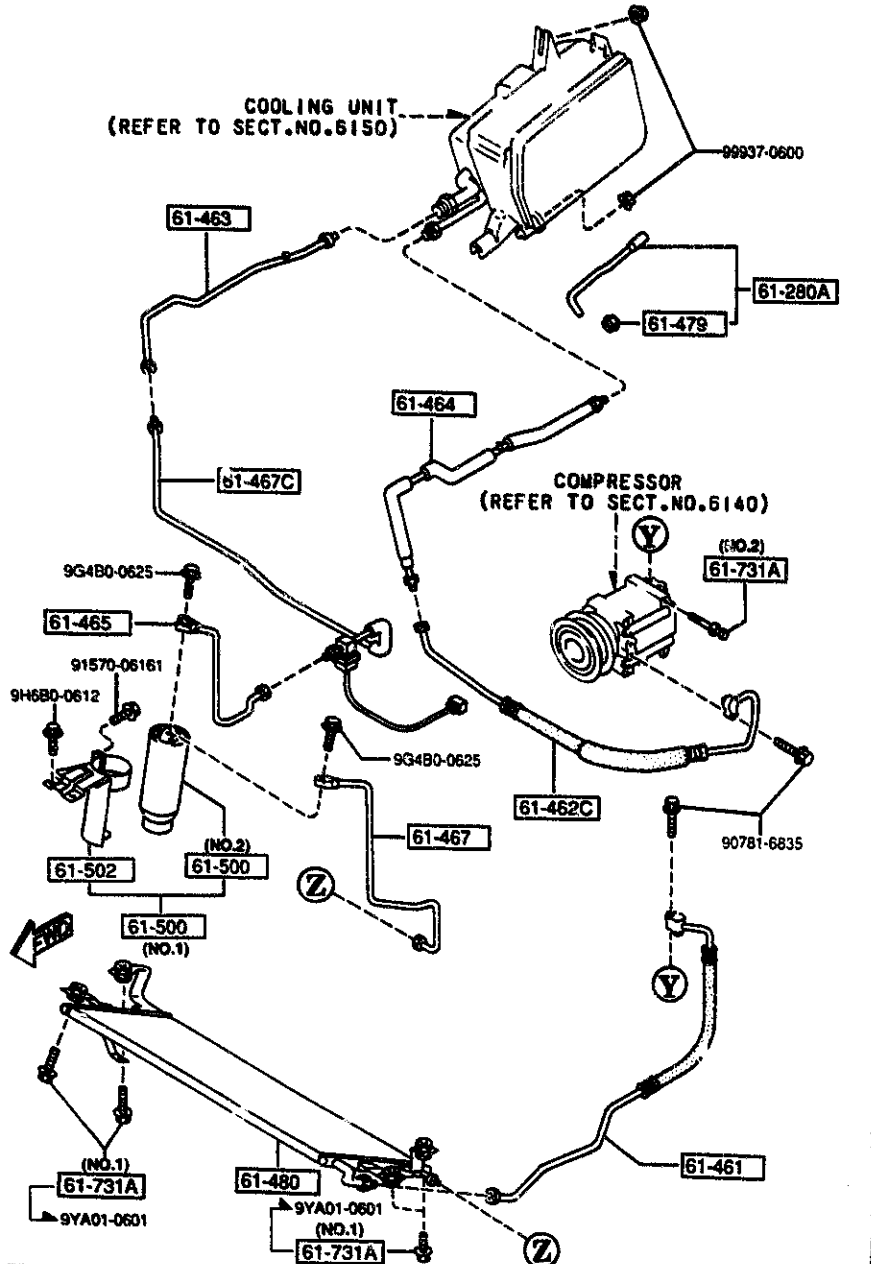
6120 HEATER BLOWER COMPONENTS

6120 -1 M HEATER BLOWER COMPONENTS



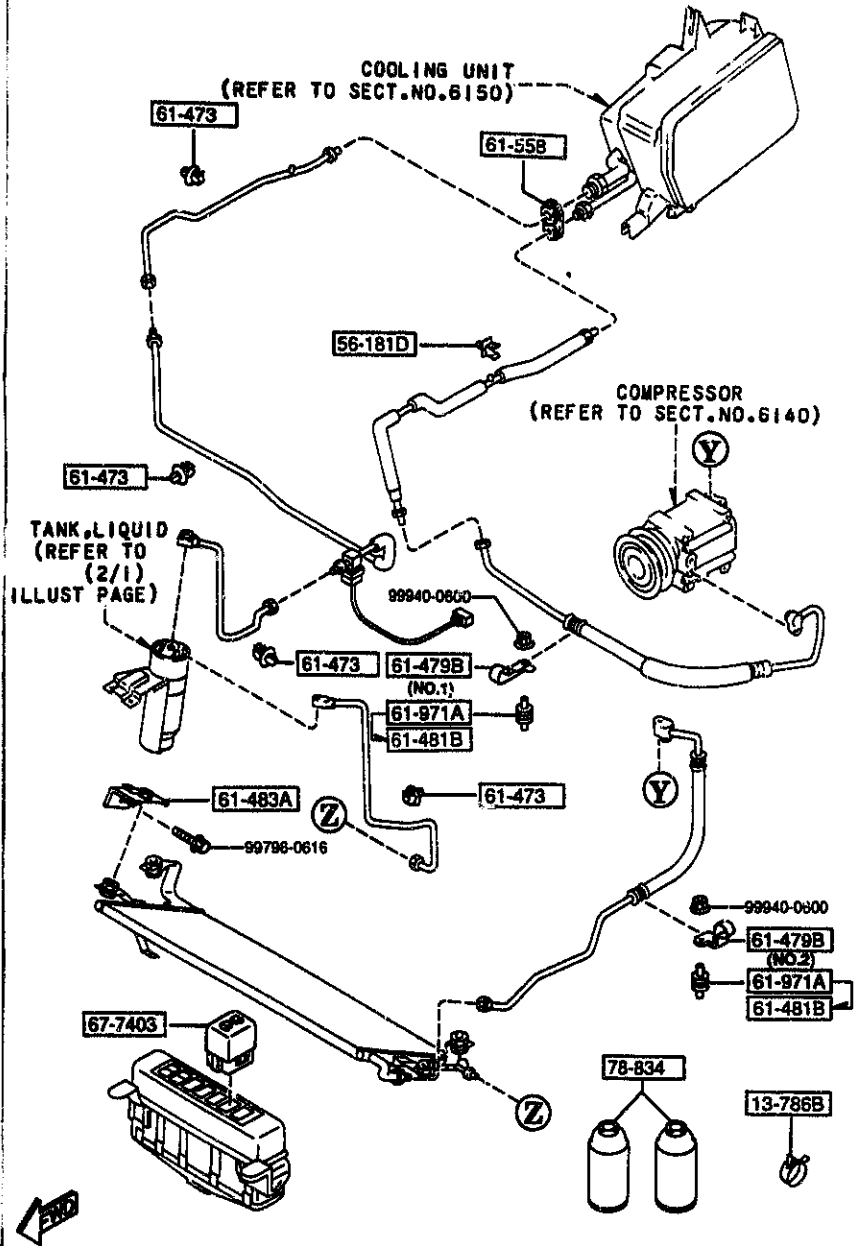
PART NO.	QTY	MODEL/RESTRICTION	MODEL/RESTRICTION	MODEL/RESTRICTION	FROM-TO
61-B10		MOTOR, FAN-BLOWER UNIT			
FD01-61-B10	1				
61-B15		RESISTOR, BLOWER UNIT			
D061-61-B15	1				
61-B16		HARNES, BLOWER UNIT			
FD01-61-B16 AN(FD01-61-B16A)	1				-3601
MFD01-61-B16A	1				3601-
61-B20		LINK, RECYCLE & FRESH			
FD01-61-B20	1				
61-B60		ACTUATOR, RECYCLE & FRESH			
FD01-61-B60	1				
61-140		BLOWER UNIT			
FD01-61-140B	1				
61-690		RELAY			
FB03-61-691	1	W/IG.RELAY BLOWER			
66-763		FUSE			
FD01-61-B18	1				-3601
76-451C		CASE(R), BLOWER			
FD01-61-B01	1				
76-452C		CASE(L), BLOWER			
FD01-61-B02	1				

3601 FD310K-210664



AUFA04

(CONT'D)

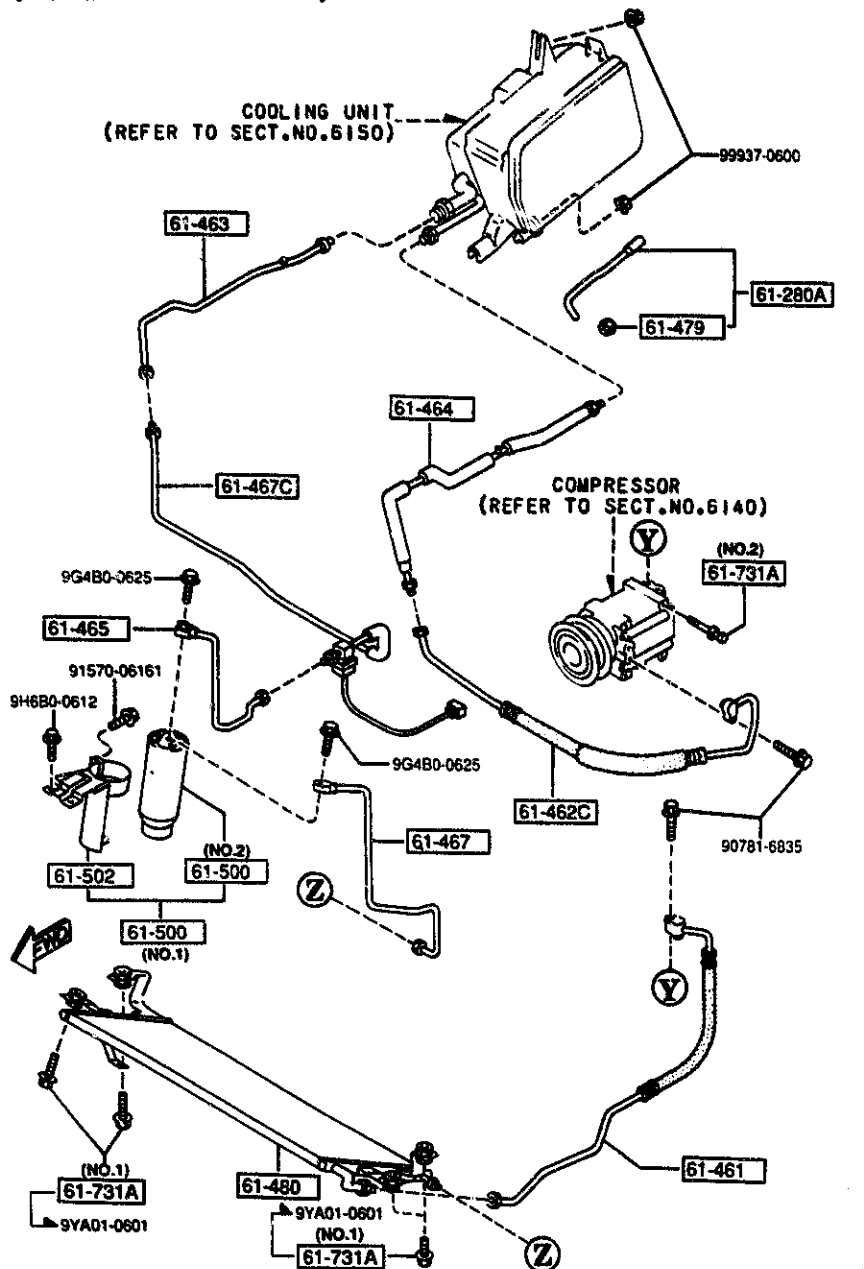


← END

AUFA04

(PIPE & CONDENSER)

(THIS ILLUSTRATION CONSISTS OF 2 PAGES)



AUFA04

(CONT'D)

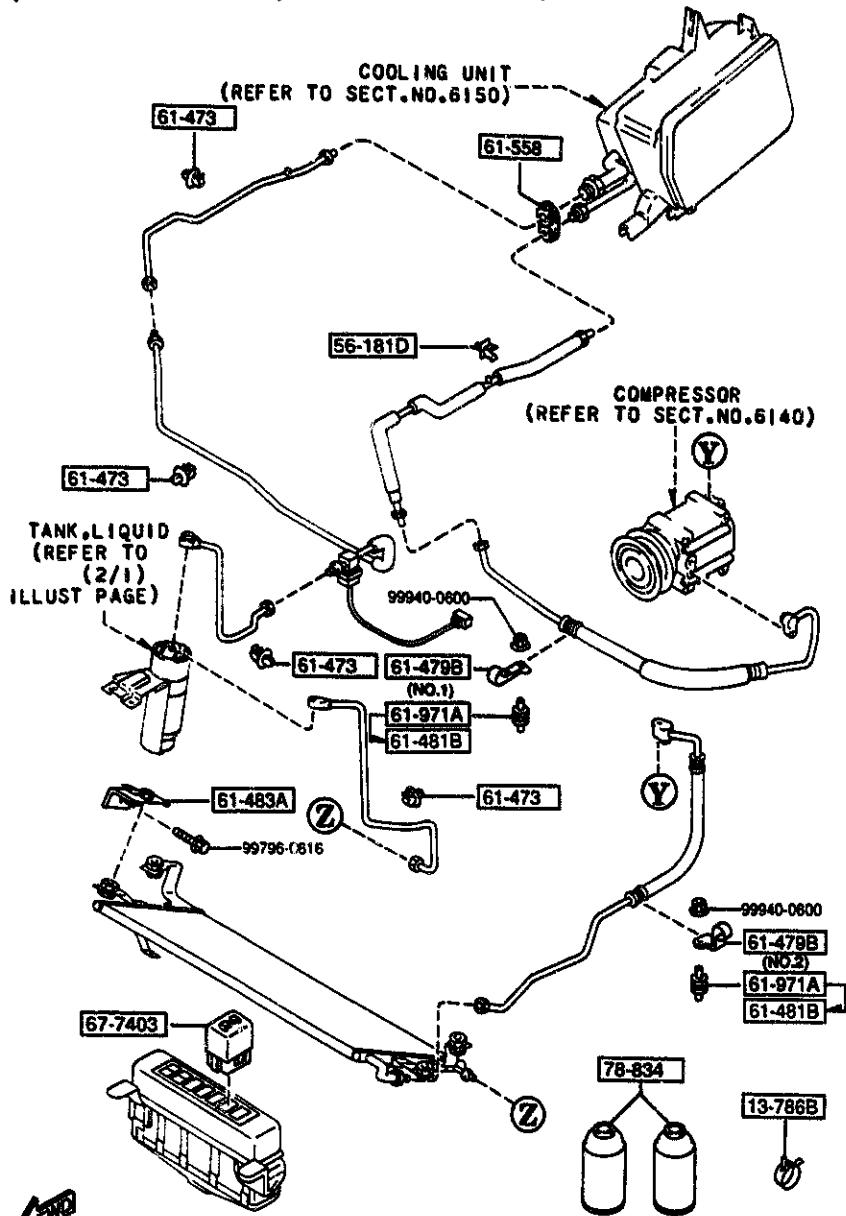
PART NO.	QTY	MODEL/RESTRICTION	MODEL/RESTRICTION	MODEL/RESTRICTION	FROM-TO
13-786B		CLIP, HOSE			
#NSA3-13-786	1				
96-181D		CLIP			
S083-96-181	1				
61-280A		HOSE, DRAIN			
FD04-61-280	1				
61-461		HOSE, FLEXIBLE-HIGH			
FD04-61-461B	1				
61-462C		HOSE, FLEXIBLE-LOW			
FD04-61-462A	1				
61-463		PIPE NO. 1, COOLER			
FD04-61-464	1				-2201
A (FD04-61-464A)					
FD04-61-464A	1				2201-
61-464		PIPE NO. 2, COOLER			
FD04-61-465	1				
61-465		PIPE NO. 3, COOLER			
FD04-61-466A	1				
61-467		PIPE NO. 5, COOLER			
FD04-61-468A	1				
61-467C		PIPE, COOLER-NO. 4			
FD04-61-467A	1				-2201
A (FD04-61-467B)					
FD04-61-467B	1				2201-
61-473		CLIP, PIPE			
FD01-61-473	4				
61-479		GROMMET			
FB01-61-478A	1				
61-479B		CLIP			
2201 FD3MXX-201428					

CAT. AUFA04-06

1994-09

(CLIP & BRACKET)

(THIS ILLUSTRATION CONSISTS OF 2 PAGES)

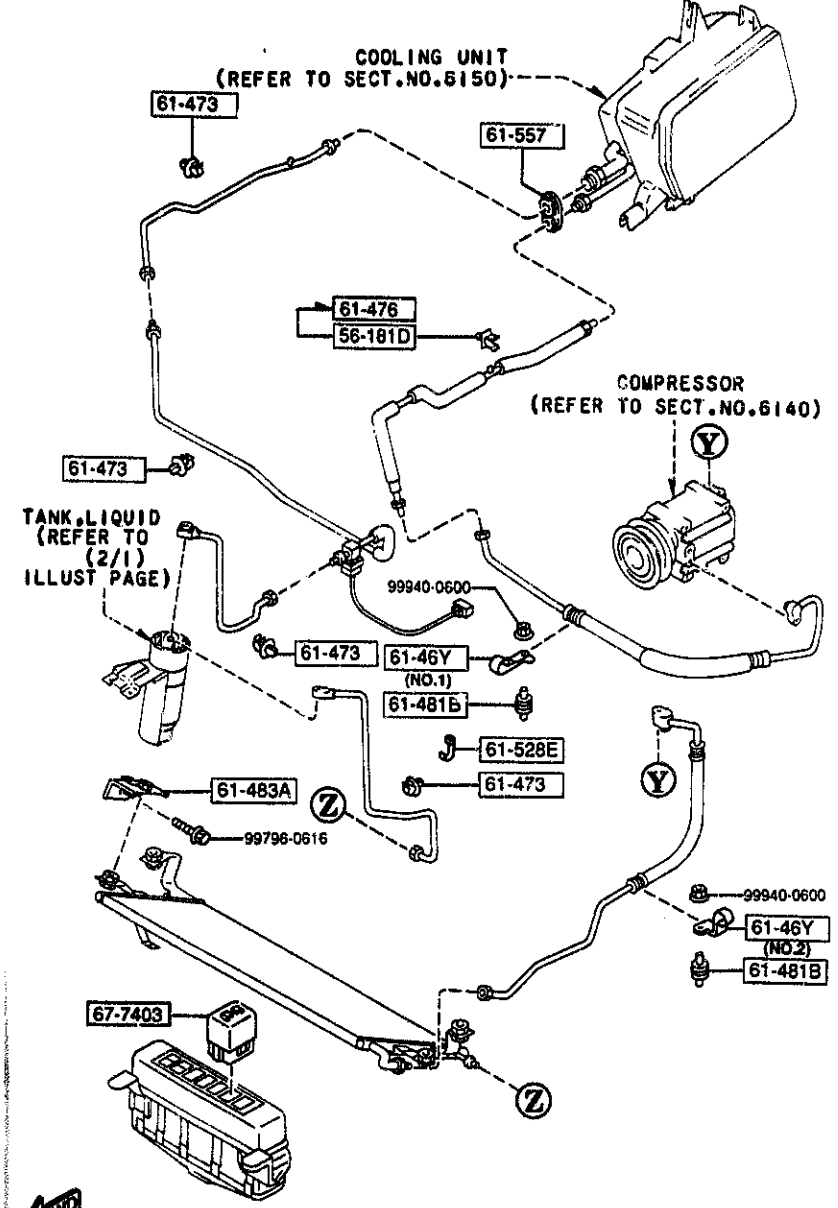
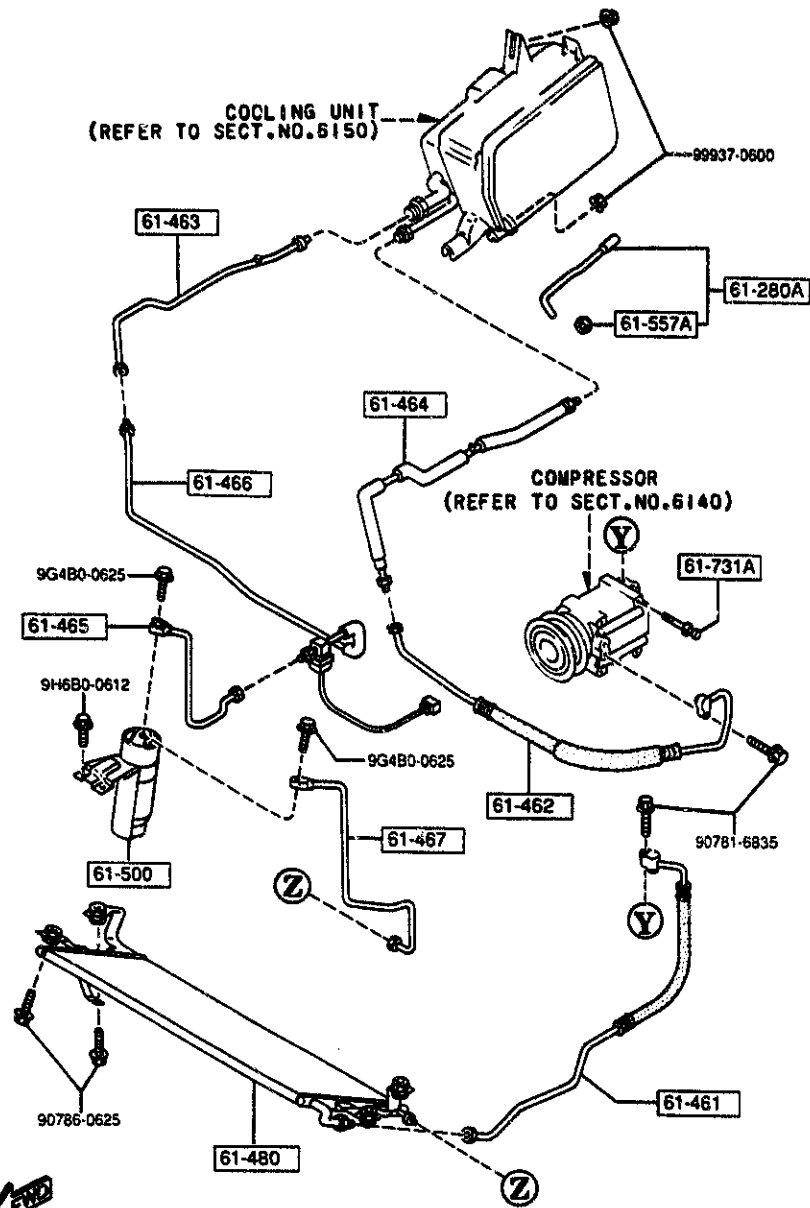


AUFA04

PART NO.	QTY	MODEL/RESTRICTION	MODEL/RESTRICTION	MODEL/RESTRICTION	FROM-TO
CONT'D					
FD04-61-479A	1	(ILLUST. NO.1)			
FD05-61-479	1	(ILLUST. NO.2)			
61-480		CONDENSER			
FD04-61-480	1				
61-481B		RUBBER, INSULATOR			
FD04-61-481	2				3201-
61-483A		BRACKET, CONDENSER			
FD04-61-483A	1				
61-500		TANK, LIQUID			
FD04-61-500	1	(ILLUST. NO.1)			
N001-61-501	1	(ILLUST. NO.2)			
61-502		BRACKET, TANK			
FD04-61-502	1				
61-558		GROMMET, UNIT-COOLING			
LA01-61-558A	1				
61-731A		BOLT, AIR CON.			
FD04-61-731	4	(ILLUST. NO.1)			-2501
B111-61-731	4	(ILLUST. NO.2)			-3201
FD05-61-731	4	(ILLUST. NO.2)			3201-
61-971A		RUBBER, INSULATOR			
FB01-61-731	2				-3201
67-7403		RELAY, N.O.			
H270-67-740	1	30A			
78-834		REFRIGERANT ORUM			
H030-61-834	2	300G			
2501 FD3MXX-205709					

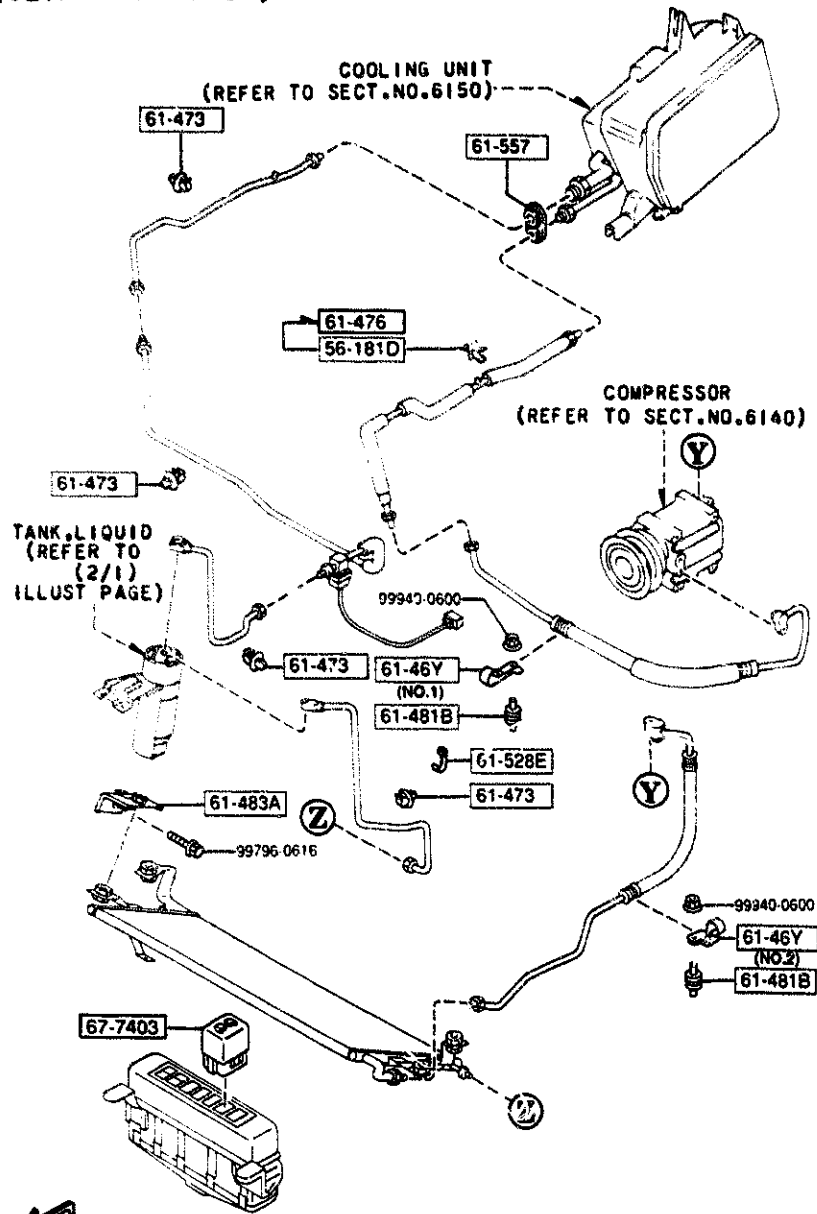
CAT. AUFA04-06

1994-09

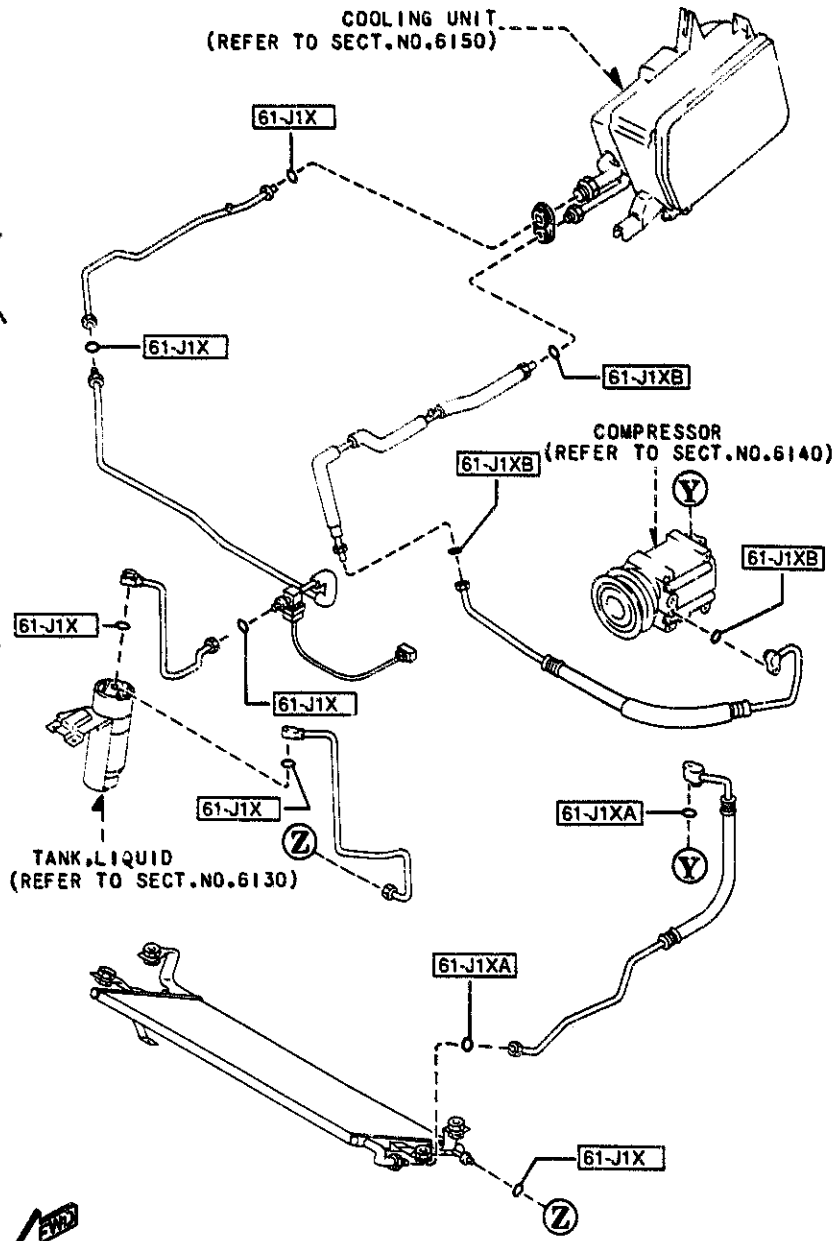


(CLIP & BRACKET)

(THIS ILLUSTRATION CONSISTS OF 2 PAGES)



PART NO.	QTY	MODEL/RESTRICTION	MODEL/RESTRICTION	MODEL/RESTRICTION	FROM-TO
61-476 FD01-61-476	1	CLIP (A)			2101-
61-480 FD01-61-480A	1	CONDENSER (A) (13B)			
61-481B FC20-61-481	2	RUBBER, INSULATOR (A) (13B)			
61-483A FD01-61-483A	1	BRACKET, CONDENSER (A) (13B)			
61-500 FD01-61-500	1	TANK, LIQUID (A) (13B)			
61-528E NA01-61-435	2	BAND (G)			
61-557 M269-61-557	1	GROMMET, REAR COOLER			
61-557A FB04-61-557	1	GROMMET (A)			
61-731A B111-61-731	4	BOLT, AIR CON.			
67-7403 M270-67-740	1	RELAY, N.O. 30A			
2101 FD3MM-200251					

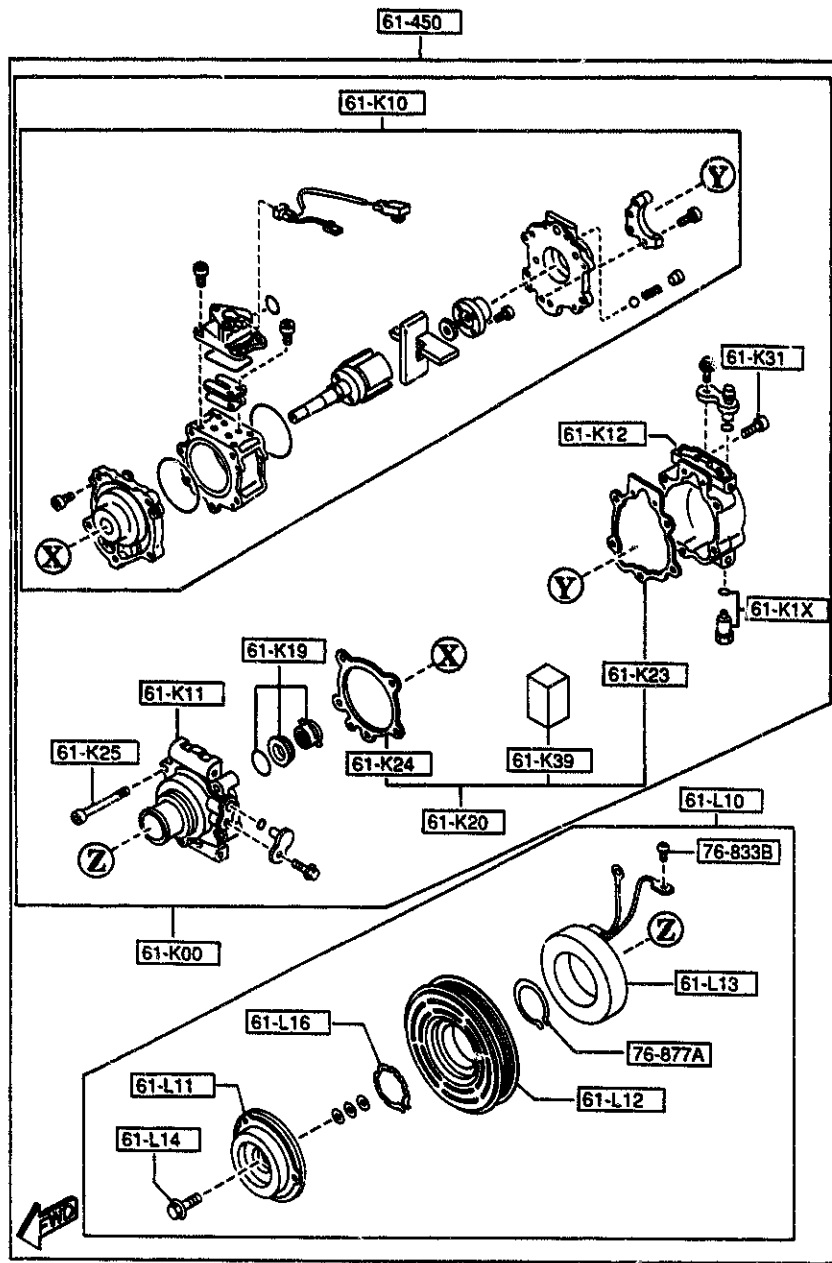


AUFA04

PART NO.	QTY	MODEL/RESTRICTION	MODEL/RESTRICTION	MODEL/RESTRICTION	FROM-TO
61-J1X FCY0-61-J17	6	RING, 'O'-NO.1			
61-J1XA FCY6-61-J17	2	RING, 'O'-NO.2			
61-J1XB FCY1-61-J17	3	RING, 'O'-NO.3			

CAT. AUFA04-06

1994-09

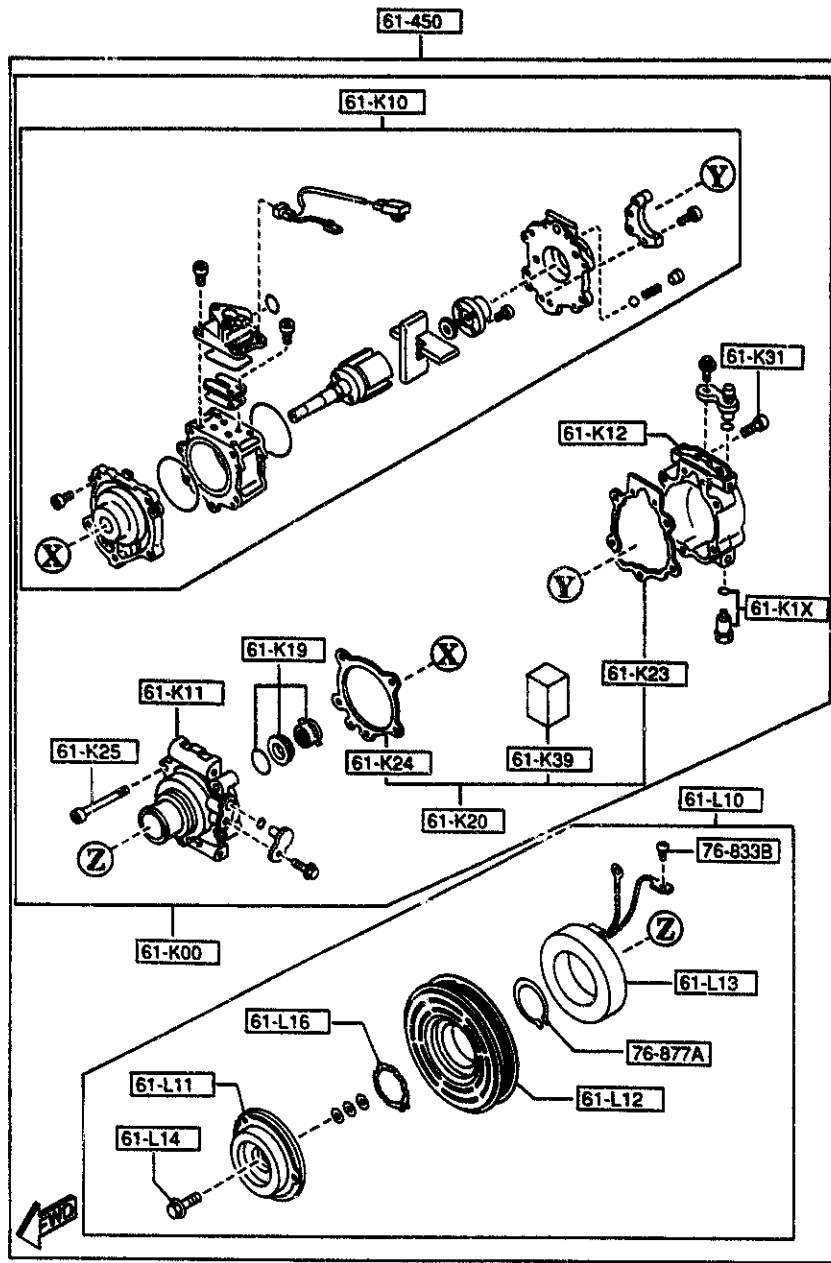


PART NO.	QTY	MODEL/RESTRICTION	MODEL/RESTRICTION	MODEL/RESTRICTION	FROM-TO
61-K00		COMPRESSOR, AIR CON.			
FD05-61-K00 A (FD05-61-K00A)	1				-3301
FD05-61-K00A	1				3301-
61-K1X		VALVE, RELIEF			
FD05-61-K1X	1				
61-K10		SHAFT, CYL -COMPRESSOR			
FD05-61-K10 A (FD05-61-K10A)	1				-3301
FD05-61-K10A	1				3301-
61-K11		HEAD, CYL. -COMPRESSOR			
FD05-61-K11	1				
61-K12		HEAD, CYL. -COMPRESSOR			
FD05-61-K12	1				
61-K19		SEAL, SHAFT-COMPR.			
F065-61-K19	1				-3301
FD05-61-K19	1				3301-
61-K20		GASKET KIT, COMPRESSOR			
FD05-61-K2X	1				
61-K23		PLUG, COMPRESSOR			
FD05-61-K23	1				
61-K24		GASKET, COMPRESSOR			
FD05-61-K24	1				
61-K25		BOLT, COMPRESSOR-AIR CON.			
F065-61-K25	5				
61-K31		BOLT, COMPRESSOR			
F065-61-K31	2				
61-K39		OIL, COMPRESSOR			
FD05-61-K39	1				
3301 FD3***-210620					

AUFA04

CAT. AUFA04-06

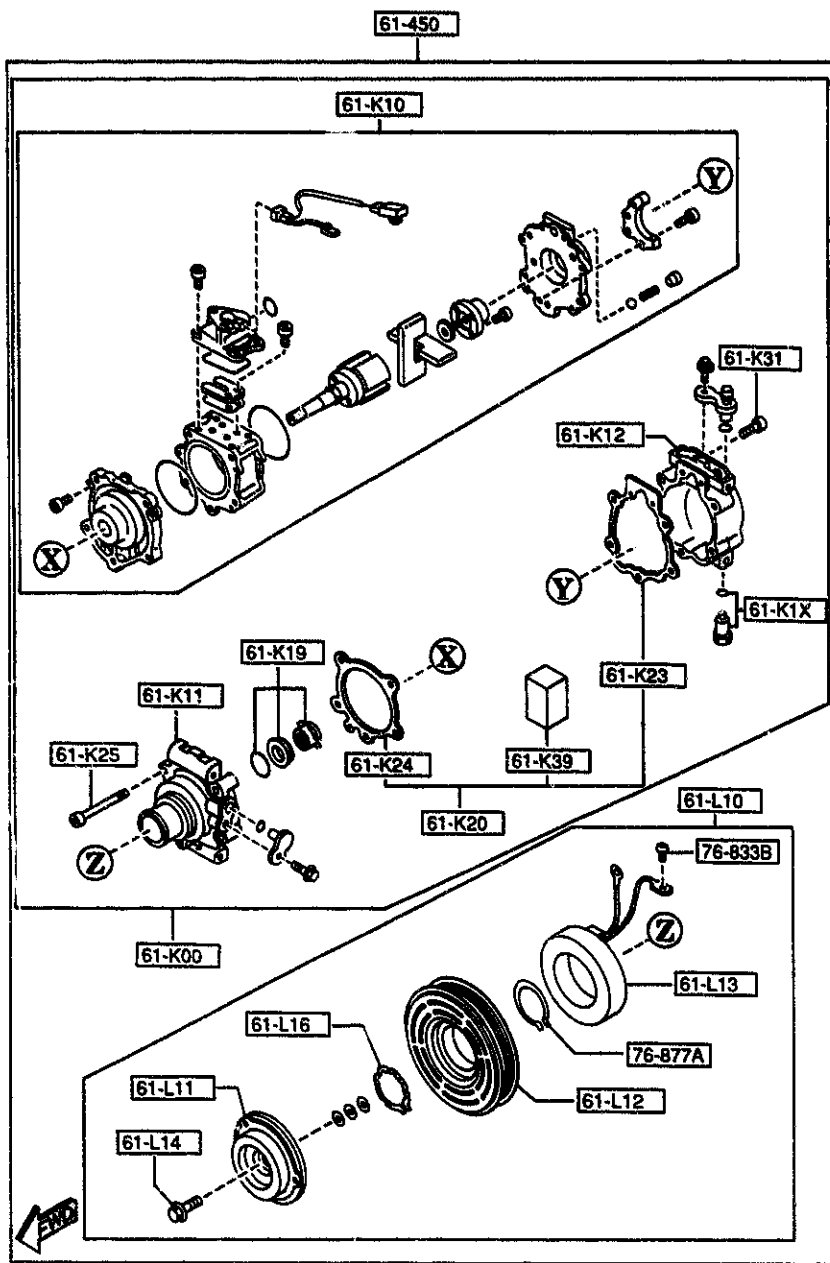
1994-09



PART NO.	QTY	MODEL/RESTRICTION	MODEL/RESTRICTION	MODEL/RESTRICTION	FROM-TO
61-L10		CLUTCH, MAGNET			
FD05-61-L10	1				
61-L11		ARMATURE, MAGNETIC CLUTCH			
F065-61-L11	1				
61-L12		PULLEY, MAGNET CLUTCH			
FD05-61-L12	1				
61-L13		COIL, FIELD-MAGNET CLUTCH			
F065-61-L13	1				
61-L14		BOLT, MAGNET CLUTCH			
F065-61-L14	1				
61-L16		RING, SNAP-MAGNET CLUTCH			
F065-61-L16	1				
61-450		COMPRESSOR			
FD05-61-450	1				-3301
A (FD05-61-450A)					
FD05-61-450A	1				3301-
76-833B		WASHER			
B001-76-734	1				
76-877A		RING, SNAP			
B001-76-725	1				
3301 FD3***-210620					

6140A COMPRESSOR COMPONENTS (AIR CONDITIONER)
(OPTIONAL PARTS)

6140A -1 COMPRESSOR COMPONENTS (AIR CONDITIONER)
(OPTIONAL PARTS)



PART NO.	QTY	MODEL/RESTRICTION	MODEL/RESTRICTION	MODEL/RESTRICTION	FROM-TO
61-K00		COMPRESSOR, AIR CON.			
FD01-61-K00	1	(A)			
61-K1X		VALVE, RELIEF			
FD01-61-K1X	1	(A)			
61-K10		SHAFT, CYL -COMPRESSOR			
FD01-61-K10	1	(A)			
61-K11		HEAD, CYL. -COMPRESSOR			
NA02-61-K11	1	(A)			
61-K12		HEAD, CYL. -COMPRESSOR			
FD01-61-K12	1	(A)			
61-K19		SEAL, SHAFT-COMPR.			
F065-61-K19	1				
61-K20		GASKET KIT, COMPRESSOR			
NA02-61-K2X	1	(A)			
61-K23		PLUG, COMPRESSOR			
NA02-61-K23	1	(A)			
61-K24		GASKET, COMPRESSOR			
NA02-61-K24	1	(A)			
61-K25		BOLT, COMPRESSOR-AIR CON.			
F065-61-K25	5				
61-K31		BOLT, COMPRESSOR			
F065-61-K31	2				
61-K39		OIL, COMPRESSOR			
NA02-61-K39	1	(A)			

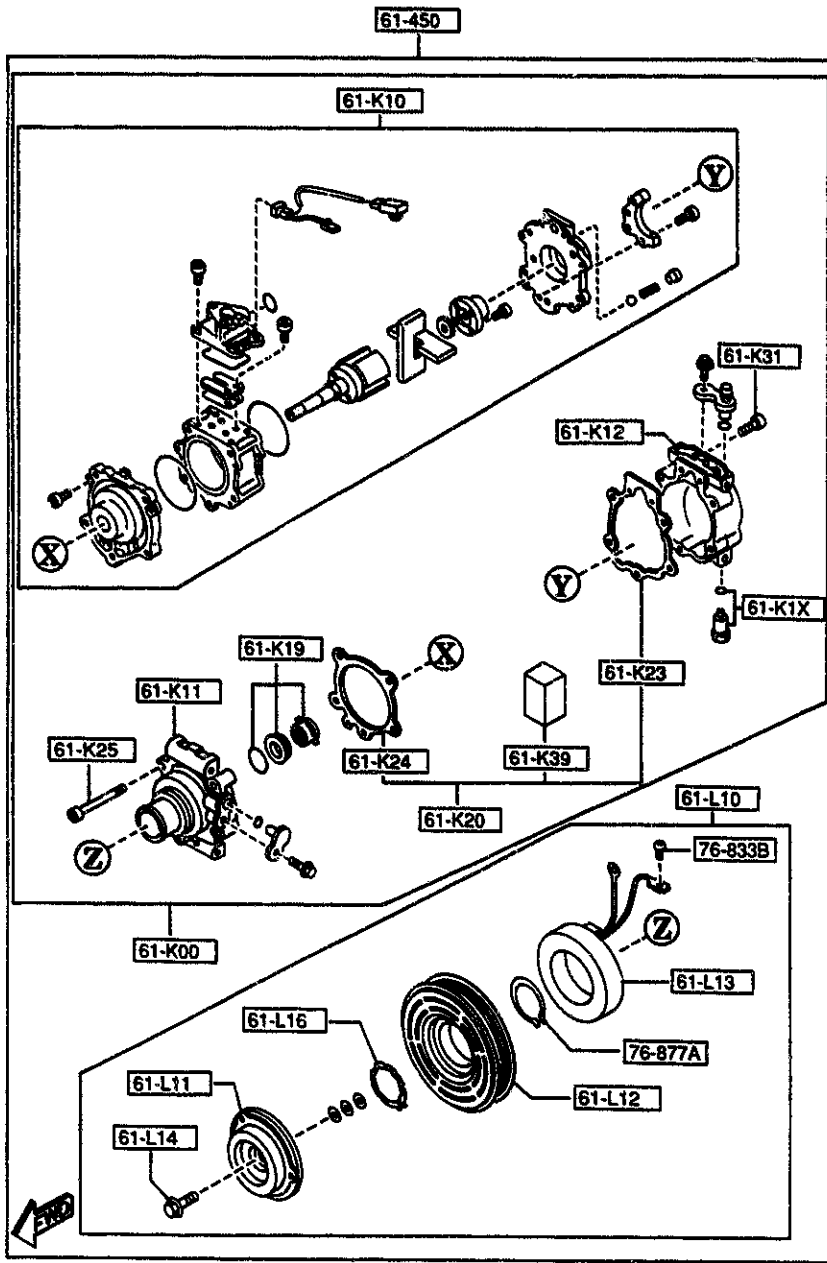
AUFA04

CAT. AUFA04-06

1994-09

6140A COMPRESSOR COMPONENTS (AIR CONDITIONER)
(OPTIONAL PARTS)

6140A -2 M COMPRESSOR COMPONENTS (AIR CONDITIONER)
(OPTIONAL PARTS)



PART NO.	QTY	MODEL/RESTRICTION	MODEL/RESTRICTION	MODEL/RESTRICTION	FROM-TO
61-L10		CLUTCH, MAGNET			
FD01-61-L10	1	(A)			
61-L11		ARMATURE, MAGNETIC CL			
F065-61-L11	1	UTCH			
61-L12		PULLEY, MAGNET CLUTCH			
FD01-61-L12	1	(A)			
61-L13		COIL, FIELD-MAGNET CL			
F065-61-L13	1	UTCH			
61-L14		BOLT, MAGNET CLUTCH			
F065-61-L14	1				
61-L16		RING, SNAP-MAGNET CLU			
F065-61-L16	1	TCH			
61-450		COMPRESSOR			
FD01-61-450	1	(A)			
76-833B		WASHER			
B001-76-734	1				
76-877A		RING, SNAP			
B001-76-725	1				

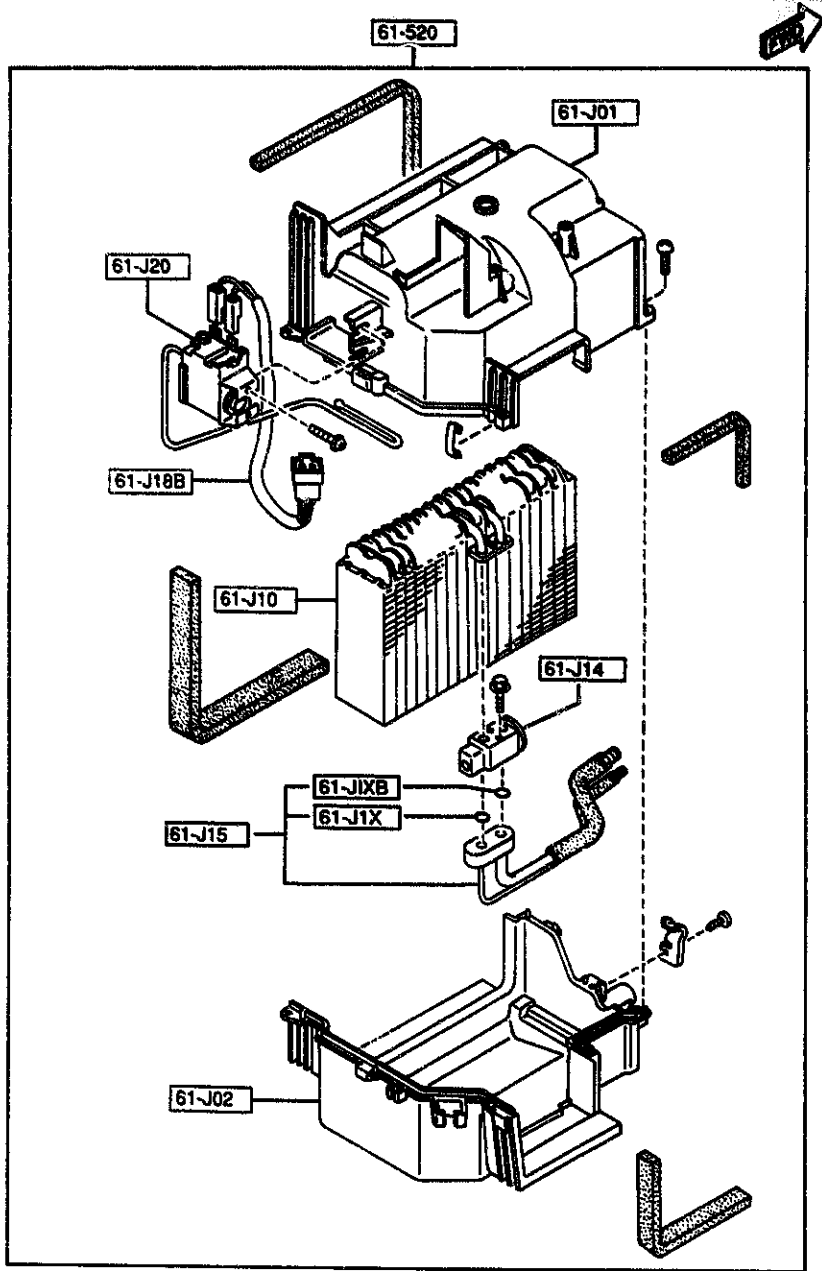
AUFA04

CAT. AUFA04-06

1994-09

6150 COOLING UNIT (AIR CONDITIONER)
(JAPAN MAKE)

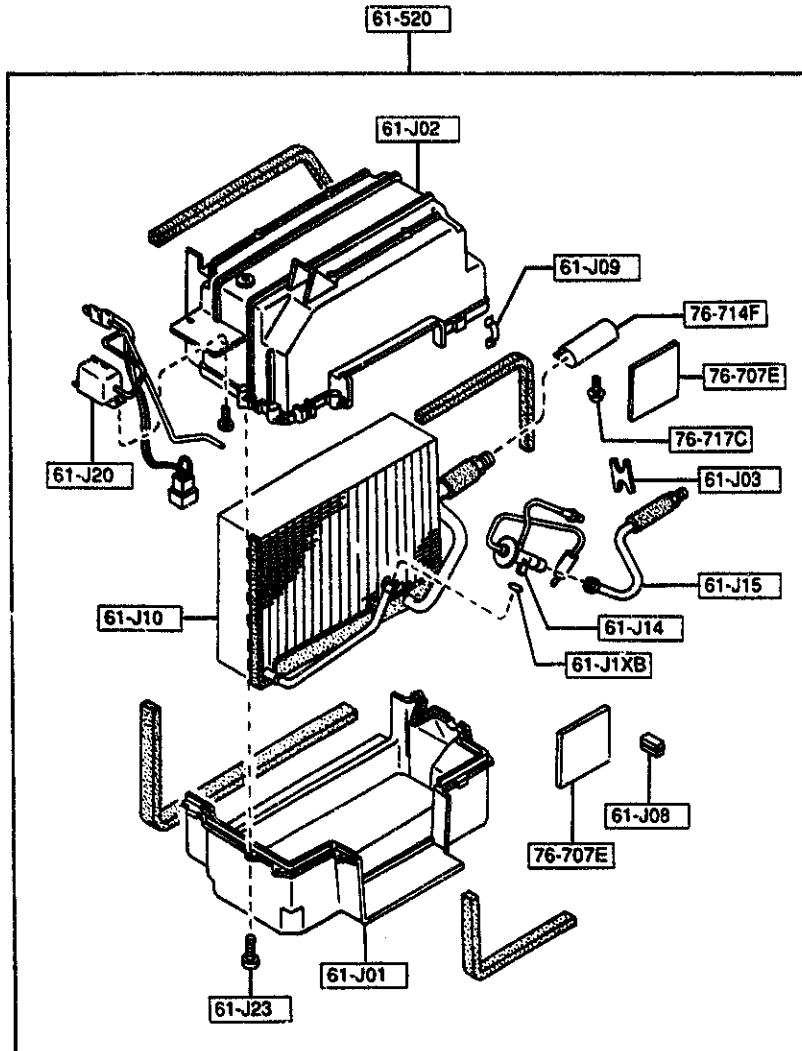
6150 -1 * COOLING UNIT (AIR CONDITIONER)
(JAPAN MAKE)



PART NO.	QTY	MODEL/RESTRICTION	MODEL/RESTRICTION	MODEL/RESTRICTION	FROM-10
61-J01		CASE 'A', COOLING UNIT			
FD04-61-J01	1				
61-J02		CASE 'B', COOLING UNIT			
FD04-61-J02	1				
61-J1X		RING, 'O'-NO.1			
FCY0-61-J17	1				
61-J1XB		RING, 'O'-NO.3			
FCY1-61-J17	1				
61-J10		EVAPORATOR			
FD04-61-J10	1				
61-J14		VALVE, EXPANSION			
FD04-61-J14	1				
61-J15		PIPE, COOLING UNIT			
FD04-61-J15	1				
61-J18B		HARNESS, COOLING UNIT			
F100-61-J43	1				
61-J20		THERMOSTAT, COOLING UNIT			
N001-61-J20	1				
61-520		UNIT, COOLING			
FD04-61-520	1				

6150A COOLING UNIT (AIR CONDITIONER)
(OPTIONAL PARTS)

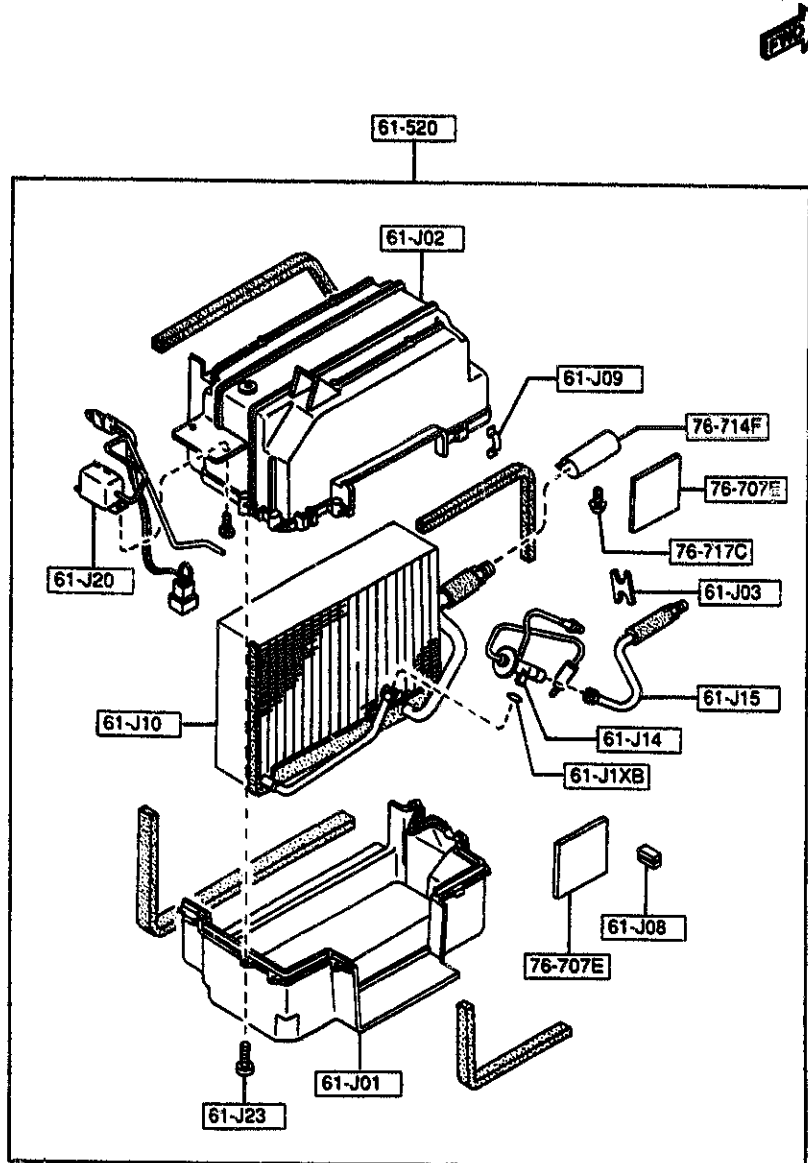
6150A -1 COOLING UNIT (AIR CONDITIONER)
(OPTIONAL PARTS)



PART NO.	QTY	MODEL/RESTRICTION	MODEL/RESTRICTION	MODEL/RESTRICTION	FROM-TO
61-J01 FD01-61-J01	1	CASE 'A', COOLING UNIT (A)			
61-J02 FD01-61-J02	1	CASE 'B', COOLING UNIT (A)			
61-J03 FD01-61-J03	1	CASE 'C', COOLING UNIT (A)			
61-J08 GJ51-61-J08	1	CLIP, COOLING UNIT (G)			
61-J09 G213-61-J09	2	CLIP, COOLING UNIT			
61-J1XB M261-61-J17	1	RING, 'O'-NO.3			
61-J10 FD01-61-J10	1	EVAPORATOR (A)			
61-J14 FD01-61-J14	1	VALVE, EXPANSION (A)			
61-J15 FD01-61-J15	1	PIPE, COOLING UNIT (A)			
61-J20 FD01-61-J20	1	THERMOSTAT, COOLING U NIT			
61-J23 GJ51-61-J23	5	SCREW, COOLING UNIT (G)			
61-520 FD01-61-520A	1	UNIT, COOLING (A)			

6150A COOLING UNIT (AIR CONDITIONER)
(OPTIONAL PARTS)

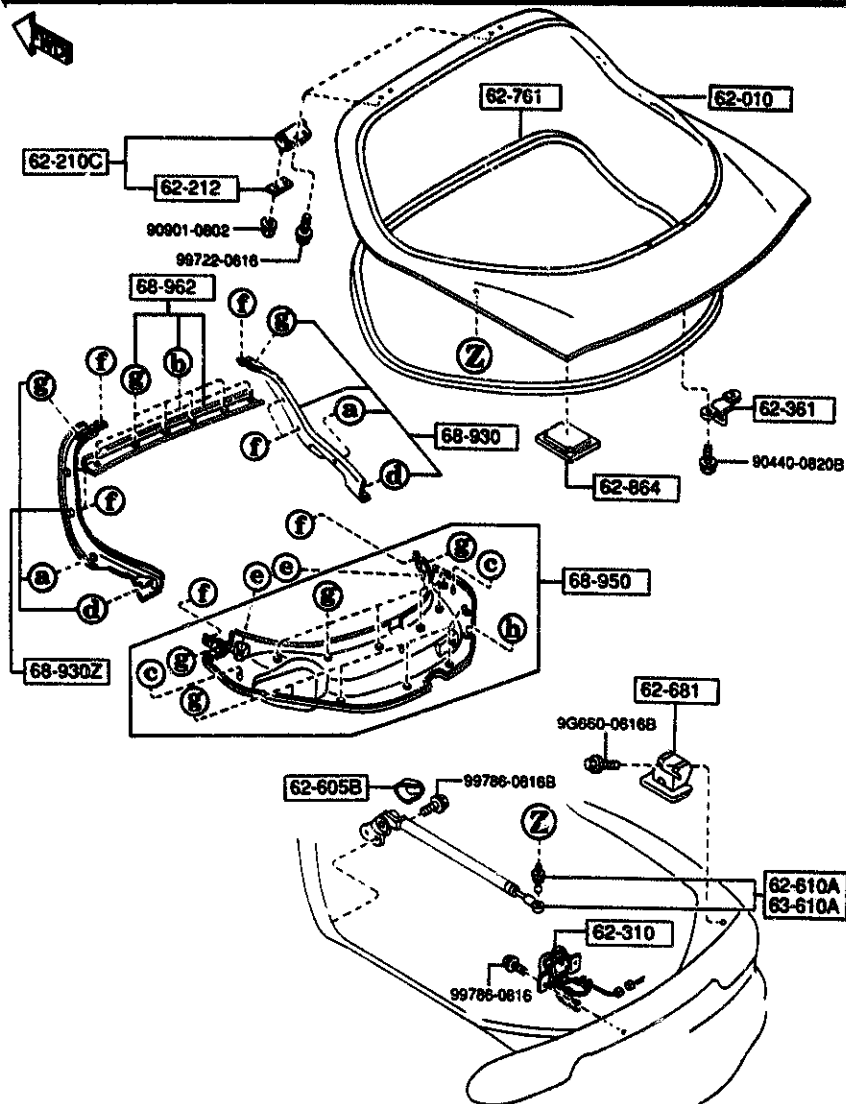
6150A -2 * COOLING UNIT (AIR CONDITIONER)
(OPTIONAL PARTS)



PART NO.	QTY	MODEL/RESTRICTION	MODEL/RESTRICTION	MODEL/RESTRICTION	FROM-TO
76-707E		INSULATOR			
HA14-76-707	2				
76-714F		GLIP			
H001-76-714	1				
76-717C		SCREW			
H001-76-717	1				

6230 LIFT GATE MECHANISMS

6230 -1 LIFT GATE MECHANISMS



a	b	c	d	e	f	g	h
68-AD1	68-AD2	68-D21	68-172H	68-305B	68-865Q	68-865S	68-865U

AUFA04

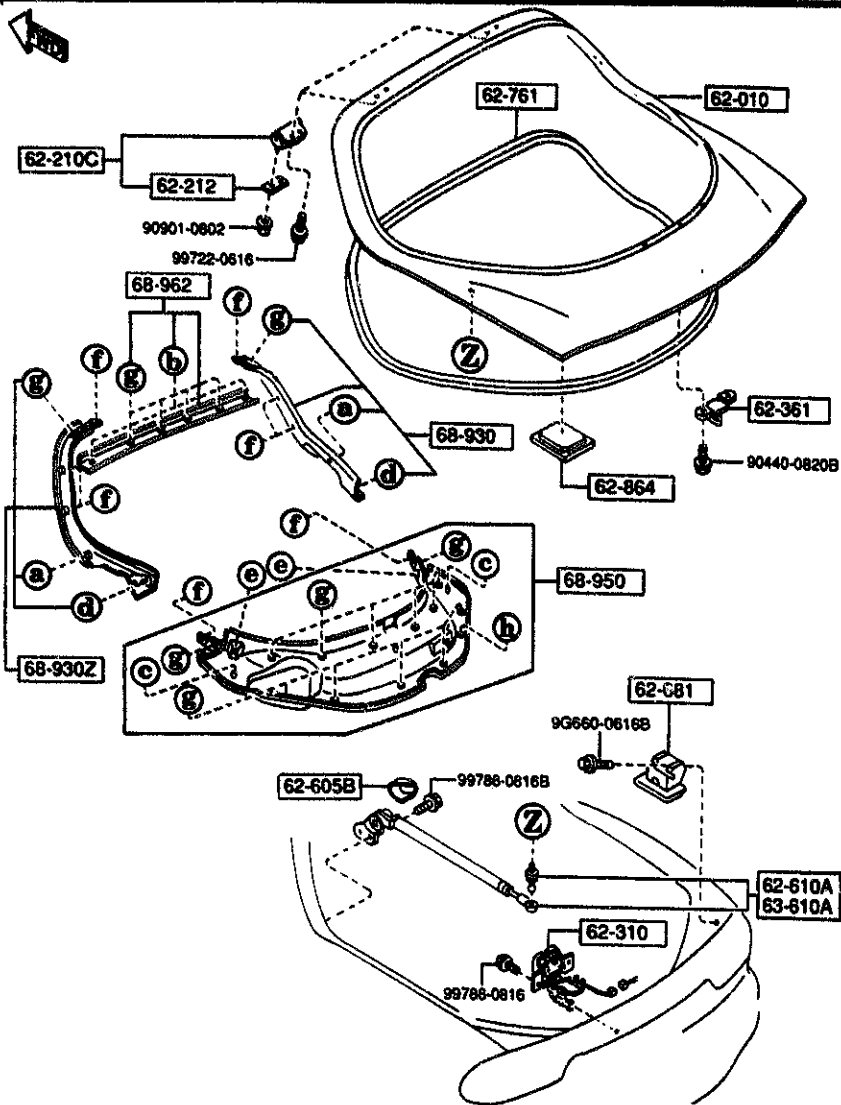
PART NO.	QTY	MODEL/RESTRICTION	MODEL/RESTRICTION	MODEL/RESTRICTION	FROM-TO
62-010		BODY, LIFT GATE			
FD01-62-020A A (FD01-62-020D)	1				-2101
FD03-62-020A A (FD03-62-020D)	1				-2101
FD04-62-020A A (FD04-62-020D)	1				-2101
FD01-62-020D	1	((W/O SUN-RF)>(NOR.S USP))			2101-
FD03-62-020D	1	((W/O SUN-RF)>(HARD SUSP))			2101-
FD04-62-020D	1	(SUNROOF)			2101-
62-210C		HINGE, GLASS HATCH			
FD01-62-210A A (FD01-62-210B)	2				-2820
FD01-62-210B AN(FD01-62-210C)	2				2820-3106
FD01-62-210C	2				3106-
62-212		GASKET, HINGE-LIFT GA TE			
8001-62-212	2				
62-310		LOCK, LIFT GATE			
FD01-62-310	1				
62-361		STRIKER, LOCK			
KA01-62-361	1				
62-605B		COVER, DAMPER STAY			
FB01-62-615	2				
62-610A		STAY(R), DAMPER			
88FA-62-620	1	(SUNROOF) ((W/O SUN-RF)>(HARD SUSP))			
88F9-62-620	1	((W/O SUN-RF)>(NOR.S USP))			
62-681		WEDGE, LIFTGATE			
FD01-62-681A AN(FD01-62-681B)	2				-2C17
FD01-62-681B	2				2C17-
2101 FDSMMR-200251 2820 FDSMMR-210514 2C17 FDSMMR-210552 3106 FDSMMR-210567					

CAT. AUFA04-06

1994-09

6230 LIFT GATE MECHANISMS

6230 -2 LIFT GATE MECHANISMS



a	b	c	d	e	f	g	h
68-AD1	68-AD2	68-D21	68-172H	68-305B	68-865Q	68-865S	68-865U

PART NO.	QTY	MODEL/RESTRICTION	MODEL/RESTRICTION	MODEL/RESTRICTION	FROM-TO
62-761		WTHSTP ,LIFT GATE			
FD01-62-761	1				
62-864		TAPE,PROTECTOR-STOPE			
B467-62-864	2				
63-610A		STAY(L),DAMPER			
88F5-63-620	1	((W/O SUN-RF))<(NDR.S USP)			
88F6-63-620	1	(SUNROOF) (W/O SUN-RF)<(HARD SUSP)			
68-AD1		CLIP,SLIDE			
B499-68-AD1A	2				
68-AD2		CLIP			
B455-68-AD2	2				
68-D21		CLIP,TRIM			
LA10-68-D21	2				
68-172H		FASTENER,CTR.P/UPP.			
B100-68-215A	2				
68-305B		HANGER,STRAP			
FD01-68-301	2				
02	INT-	FE2 FE3 FE4 BLACK			
68-865Q		FASTENER			
GJ21-68-885B	8				
00	INT-	FE2 FE3 FE4 BLACK			
68-865S		CLIP,TRIM			
GJ12-68-865	19				
68-865U		CLIP,TRIM			
GJ21-68-865	1				
68-930		TRIM(R),LIFT GATE-SI			
FD01-68-940B	1	DE			

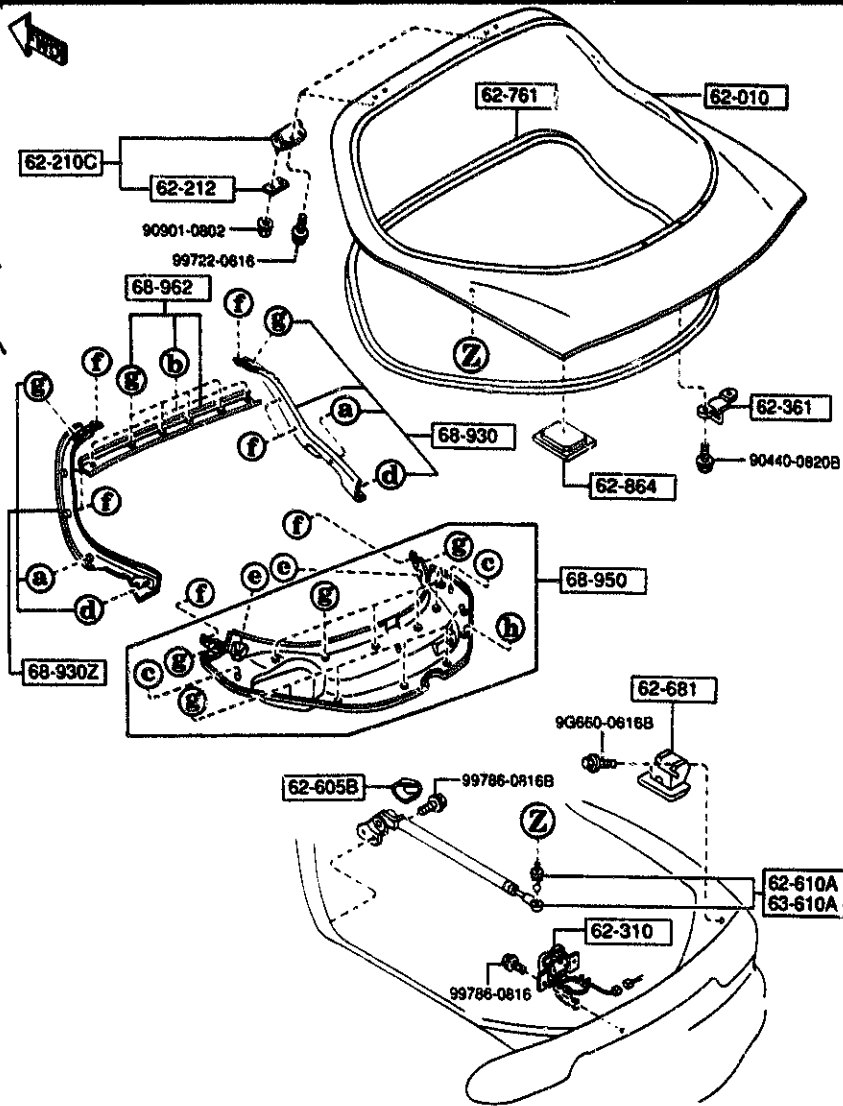
AUFA04

CAT. AUFA04-06

1994-09

6230 LIFT GATE MECHANISMS

6230 -3 M LIFT GATE MECHANISMS



a	b	c	d	e	f	g	h
68-AD1	68-AD2	68-D21	68-172H	68-305B	68-865Q	68-865S	68-865U

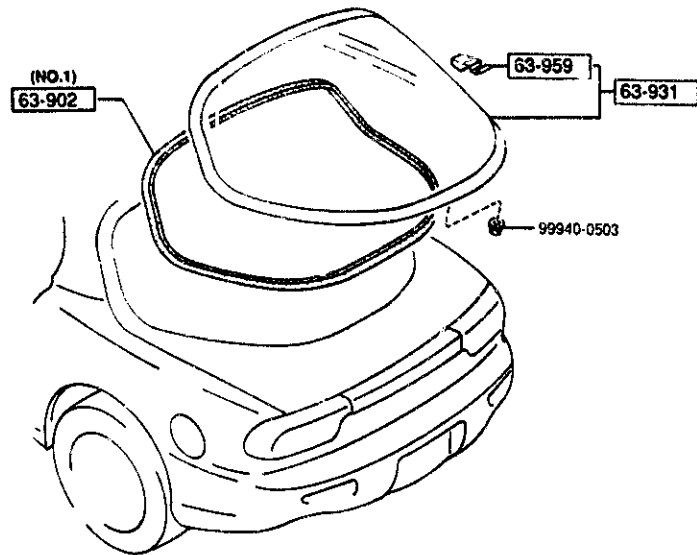
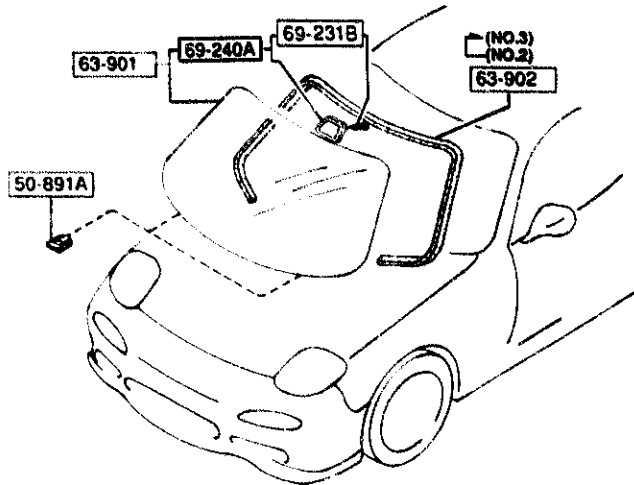
PART NO.	QTY	MODEL/RESTRICTION	MODEL/RESTRICTION	MODEL/RESTRICTION	FRUM-10
CONT'D					
02	INT-	FE2 FE3 FE4 BLACK			
68-930Z		TRIM(L),LIFT GATE-SI			
FD01-68-950B	1	DE			
02	INT-	FE2 FE3 FE4 BLACK			
68-950		TRIM,LIFTGATE-LOWER			
FD01-68-960B	1				-2B02
02	INT-	FE2 FE3 FE4 BLACK			
FD01-68-960C	1				2B02-
02	INT-	FE2 FE3 FE4 BLACK			
68-962		TRIM,LIFTGATE-UPPER			
FD01-68-930A	1				
02	INT-	FE2 FE3 FE4 BLACK			

2B02 FD3***-210514

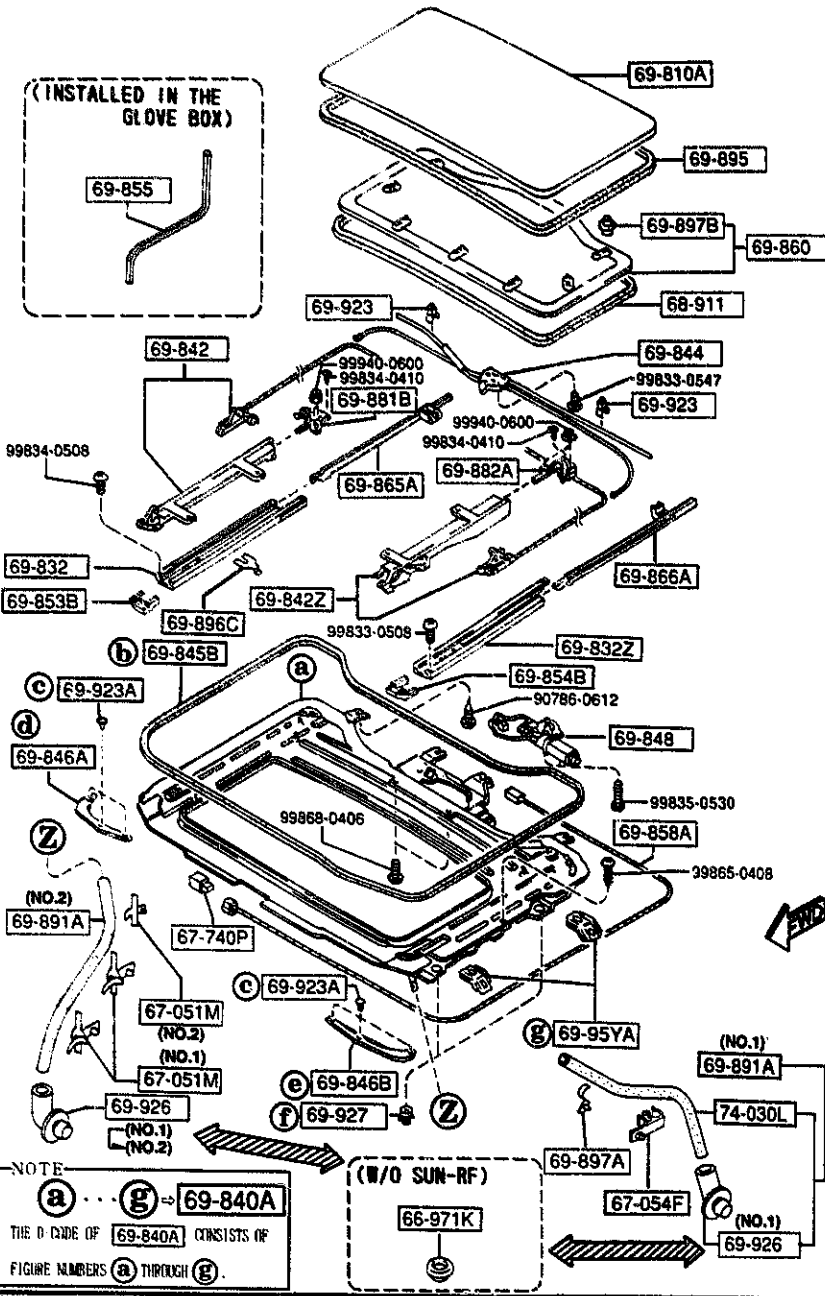
AUFA04

CAT. AUFA04-06

1994-09



PART NO.	QTY	MODEL/RESTRICTION	MODEL/RESTRICTION	MODEL/RESTRICTION	FROM-TO
50-891A B455-50-891	2	SPACER, WINDOW BLACK			-3621
EA01-50-891	2	WHITE			3621-
63-901 FD01-63-900	1	GLASS, WINDSHIELD			
63-902 8545-63-902	1	DAM. FRT. WSHLD GLASS L=3850MM (ILLUST. NO.1)			
B481-50-894	1	L=3120MM (ILLUST. NO.2)			-2123
FD01-50-894	1	L=3120MM (ILLUST. NO.3)			2123-
63-931 FD01-63-930C AN(FD01-63-930D)	1	GLASS, BACK WINDOW			-2716
FD01-63-930D	1				2716-
63-959 FB01-63-959	3	TERMINAL, BACK WIND. GLASS			
69-231B HG30-69-119	2	SCREW			
69-240A HG31-69-240	1	BASE, INTERIOR MIRROR			
2123 FD3MM-201017 2716 FD3MM-209289					

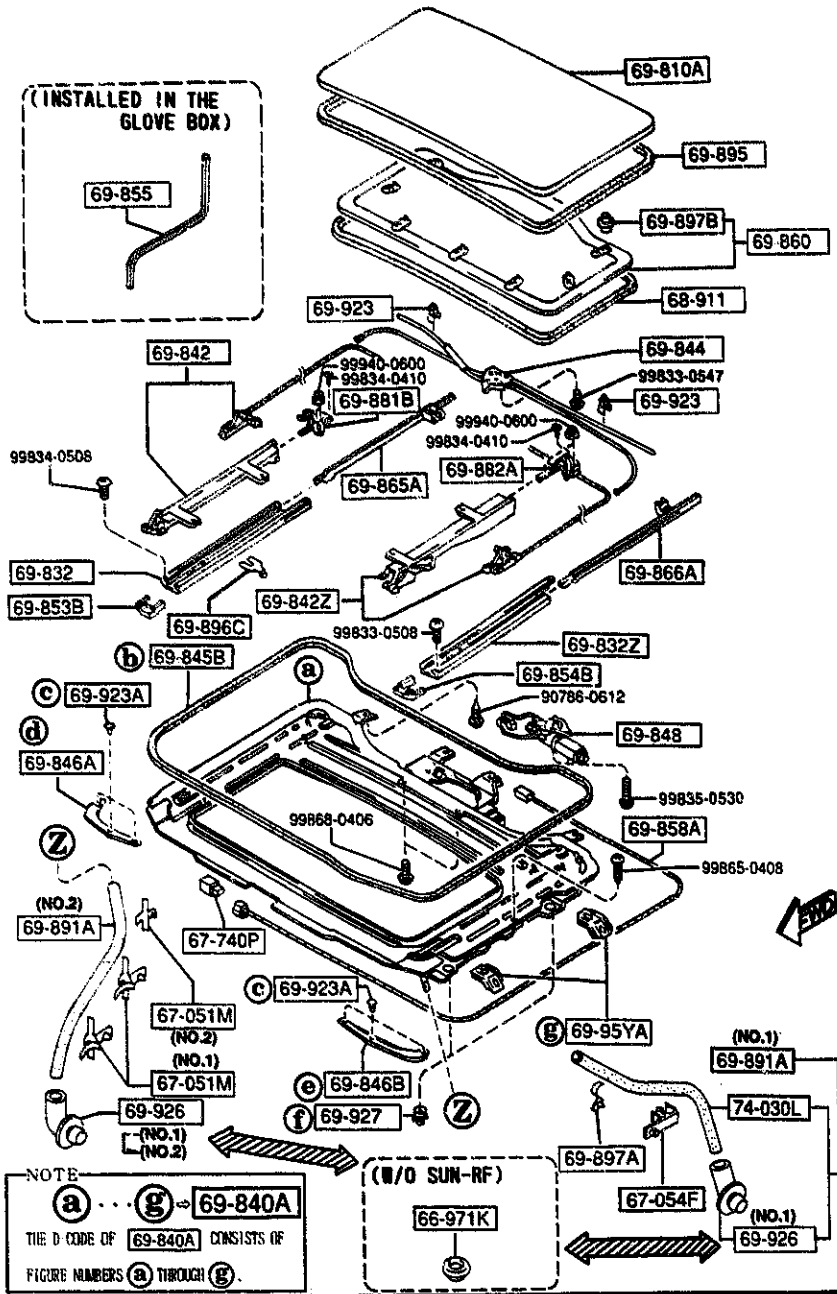


PART NO.	QTY	MODEL/RESTRICTION	MODEL/RESTRICTION	MODEL/RESTRICTION	FROM-TO
66-971K		GROMMET			
0222-66-971	4	(W/O SUN-RF)			
67-051M		CLIP			
B455-67-C31	2	(ILLUST. NO.1)			
GA2A-67-C33	1	(ILLUST. NO.2)			
67-054F		CLIP			
G030-67-052	2				
67-740P		RELAY, SLIDE ROOF			
EA05-69-873	1				
68-911		WELT, SEAMING			
FD01-69-981	1				-2201
02	INT-	FE2 BLACK			
17	INT-	FE4 RED			
33	INT-	FE3 TAN			
FD01-69-981A	1				2201-
02	INT-	FE2 BLACK			
17	INT-	FE4 RED			
33	INT-	FE3 TAN			
69-810A		PANEL, SLIDING ROOF			
FD01-69-810A	1				-2A01
A (FD01-69-810B)					
FD01-69-810B	1				2A01-
69-832		RAIL (R), GUIDE			
FD01-69-851	1				
69-832Z		RAIL (L), GUIDE			
FD01-69-852	1				
69-840A		FRAME, SLIDING ROOF			
FD01-69-840	1				
69-842		GUIDE (R), REAR			
FD01-69-864	1				
2201 FD3MXX-201428					
2A01 FD3MXX-210508					

AUFA04

CAT. AUFA04-06

1994-09

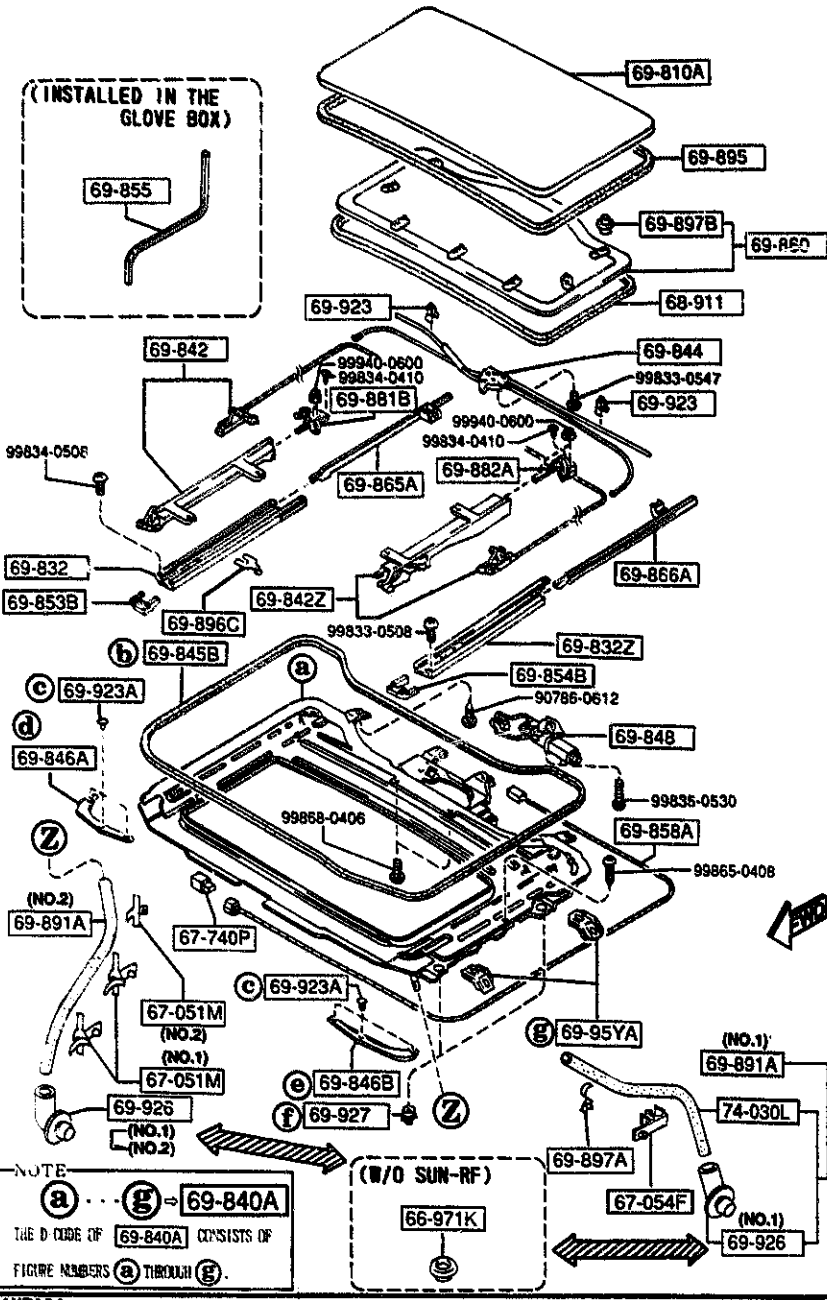


PART NO.	QTY	MODEL/RESTRICTION	MODEL/RESTRICTION	MODEL/RESTRICTION	FROM-TO
69-842Z		GUIDE(L), REAR			
FD01-69-865	1				
69-844		UNIT, DRIVE			
FD01-69-861	1				
69-845B		TAPE, SEAL-SLDG ROOF FRAME			
FD01-69-845	1				
69-846A		COVER 'A', FRAME-SLIDE ROOF			
FD01-69-846	1				
69-846B		COVER 'B', FRAME-SLIDE ROOF			
FD02-69-846	1				
69-848		MOTOR, SLIDING ROOF			
EA05-69-871	1				
69-853B		PLATE(R), POSITION-S. ROOF			
FD01-69-858	1				
69-854B		PLATE(L), POSITION-S. ROOF			
FD01-69-859	1				
69-855		HANDLE, SLIDING ROOF			
EA05-69-924	1				
69-858A		HARNES, SLIDING ROOF			
EA05-69-872	1				
69-860		TRIM, SLIDING ROOF			
FD01-69-960	1				-2201
02	INT-	FE2 BLACK			
17	INT-	FE4 RED			
33	INT-	FE3 TAN			
FD01-69-960A	1				2201-
02	INT-	FE2 BLACK			
17	INT-	FE4 RED			
33	INT-	FE3 TAN			
2201 FD3***-201428					

AUFA04

CAT. AUFA04-06

1994-09



PART NO.	QTY	MODEL/RESTRICTION	MODEL/RESTRICTION	MODEL/RESTRICTION	FROM-TO
69-865A		SHUTTING(R), SLIDING ROOF			
FD01-69-9H1	1				
69-866A		SHUTTING(L), SLIDING ROOF			
FD01-69-9H2	1				
69-881B		PLATE(R), GUIDE			
FD01-69-9H3	1				
69-882A		PLATE(L), GUIDE			
FD01-69-9H4	1				
69-891A		HOSE, DRAIN-SUN ROOF FRONT			
FD04-69-920	2 (ILLUST. NO.1)				
FD01-69-921	2 (ILLUST. NO.2)				
69-895		WEATHERSTRIP, S/ROOF			
FD01-69-825A	1				
69-896C		SHIM, LOWER PANEL FRONT			
FB03-69-896A	4				
69-897A		CLIP			
G034-69-897	2				
69-897B		FASTENER, TRIM-SLIDE ROOF			
FB03-69-897	7				-2201
GA2B-69-897	7				2201-
69-923		CLIP, DRAIN HOSE-SUN ROOF			
FD01-69-929	2				
69-923A		CLIP, DRAIN HOSE-REAR			
FD01-69-923	6				
69-926		JOINT, DRAIN HOSE-REAR			
KA02-69-926	4 (ILLUST. NO.1)				-2701
KA02-69-926	2 (ILLUST. NO.1)				2701-
F100-69-926	2 (ILLUST. NO.2)				2701-3401
AN(F100-69-926A)					
2201 FD3MXX-201428 2701 FD3MXX-208628 3401 FD3MXX-210661					

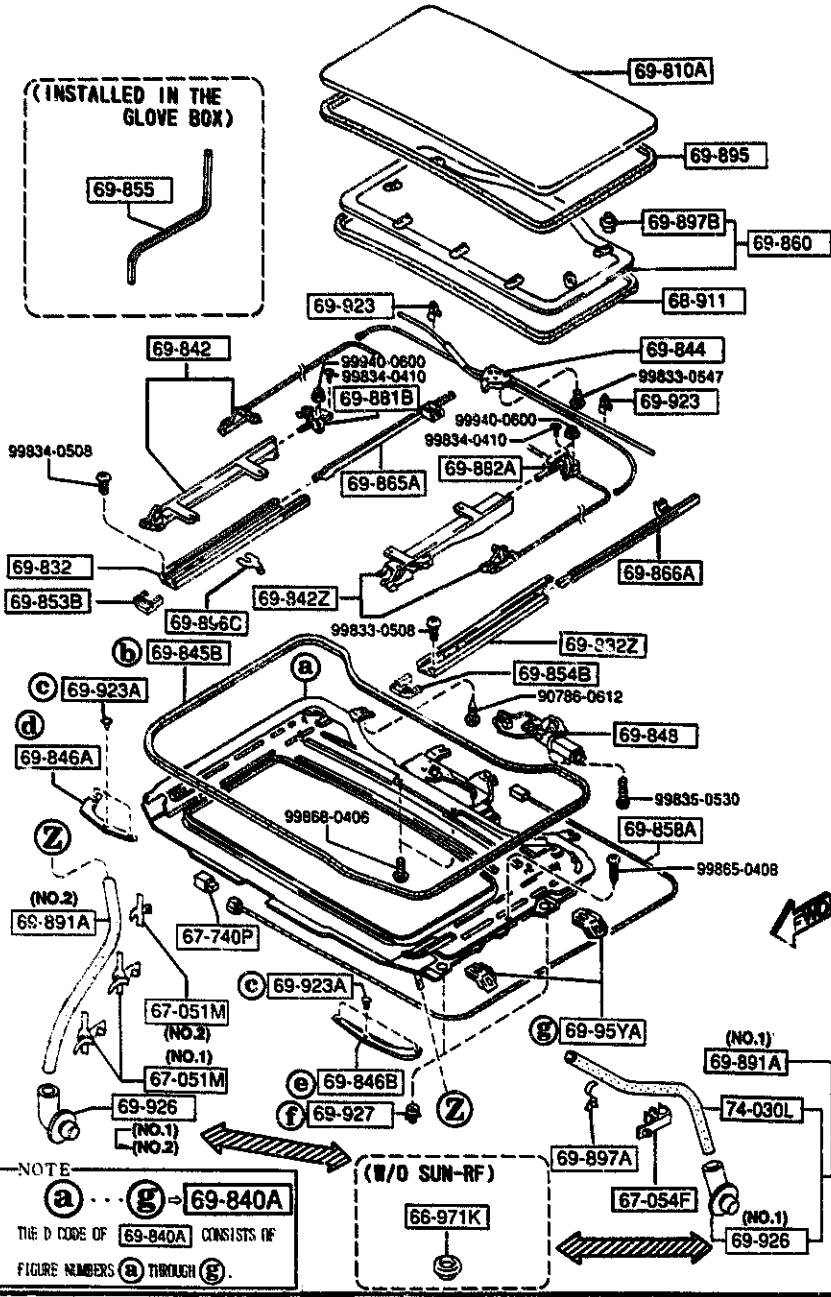
AUFA04

CAT. AUFA04-06

1994-09

6330 SUNROOF

6330 -4 M SUNROOF



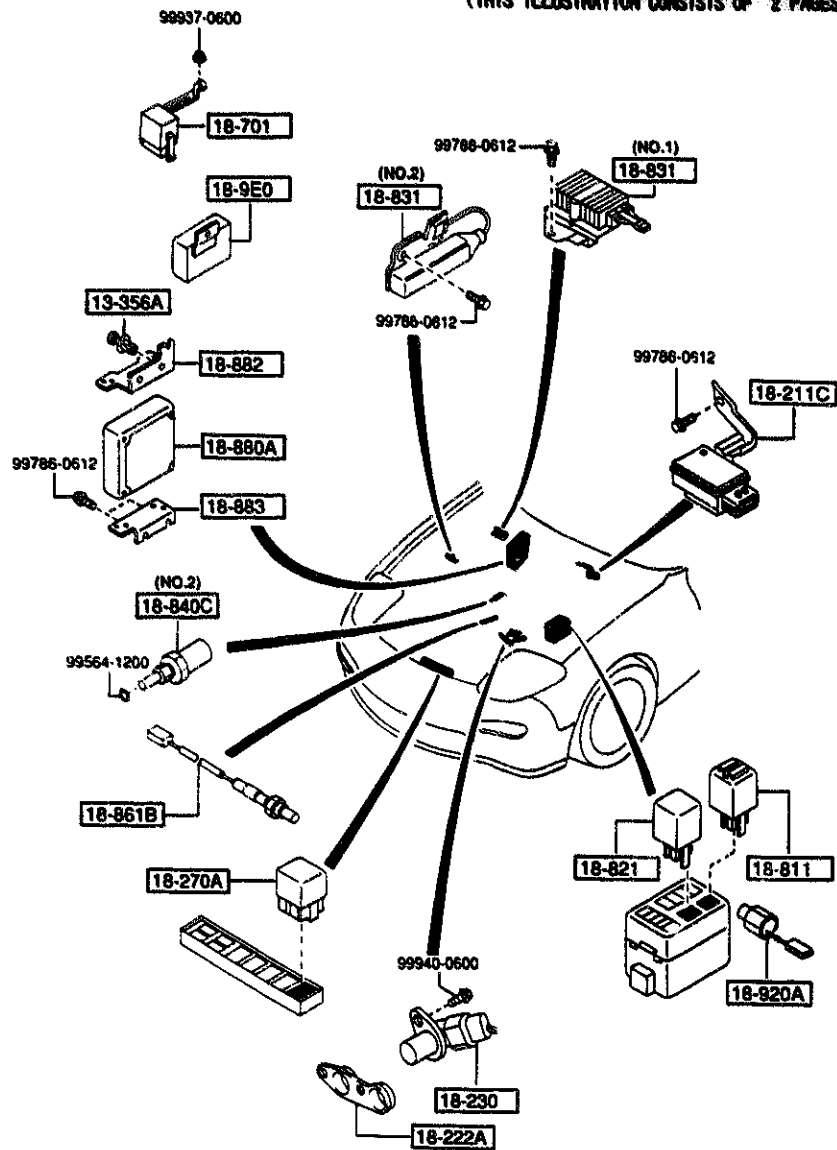
PART NO.	QTY	MODEL/RESTRICTION	MODEL/RESTRICTION	MODEL/RESTRICTION	FROM-TO
CONT'D					
F100-69-926A	2	(ILLUST. NO.2)			3401-
69-927		NUT, ADJUST-S/ROOF FR			
GA2B-69-927	4	AME			
69-95YA		BRACKET, SUN ROOF-FRO			
FD01-69-842	4	NT			
74-030L		HOSE, DRAIN-REAR			
FD04-69-922	2				
3401 FD3MM-210661					

AUFA04

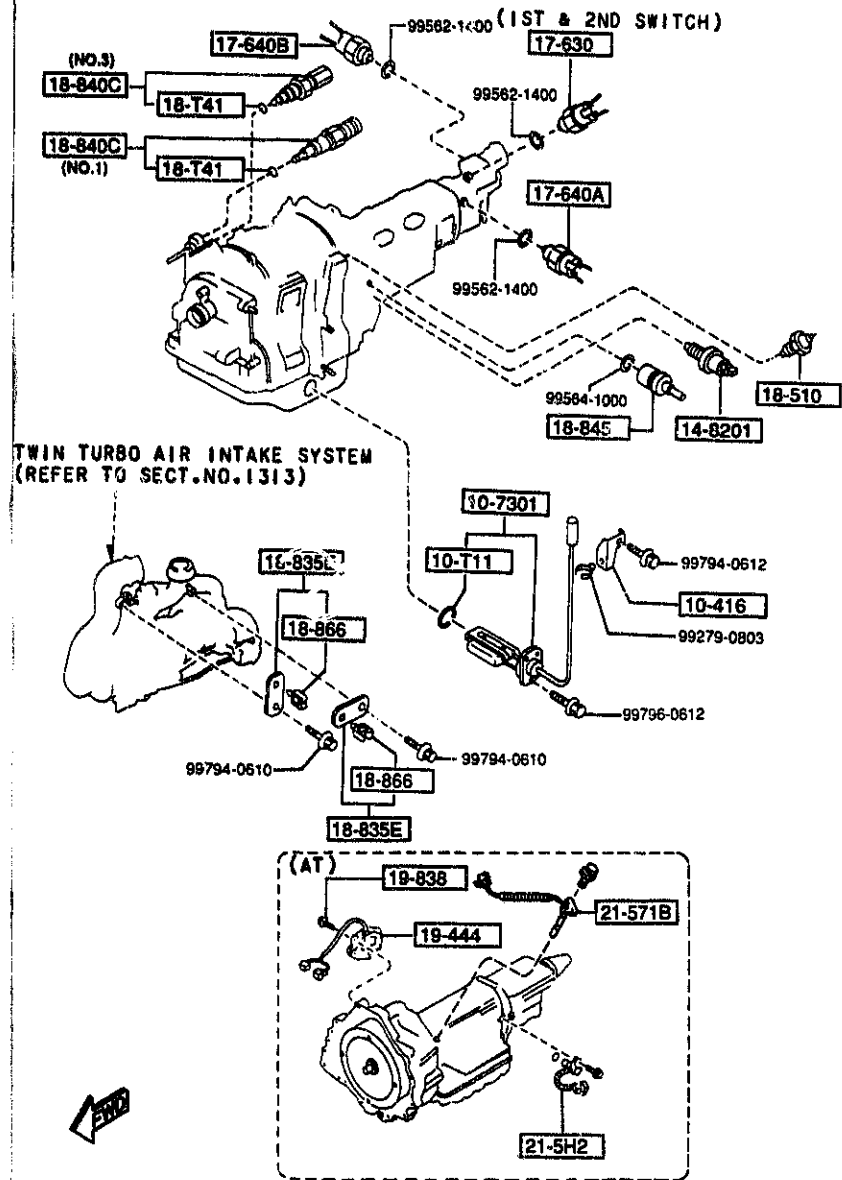
CAT. AUFA04-06

1994-09

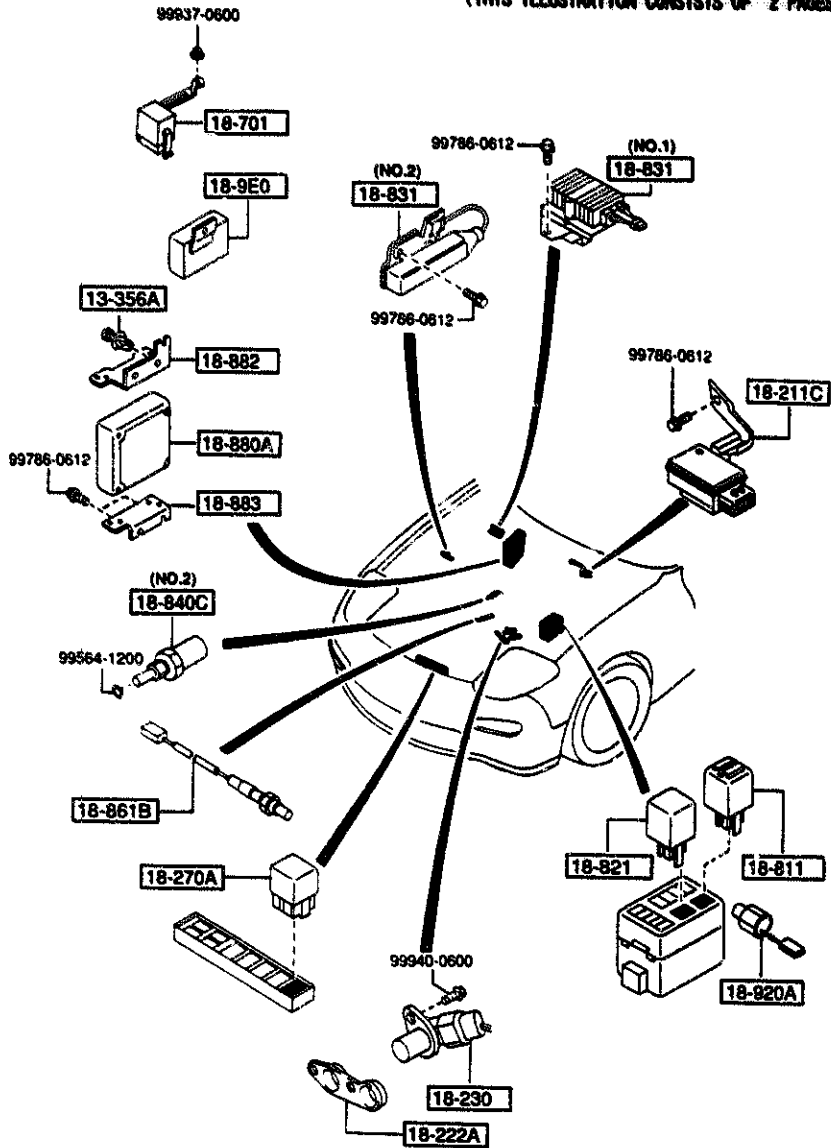
(THIS ILLUSTRATION CONSISTS OF 2 PAGES)



(THIS ILLUSTRATION CONSISTS OF 2 PAGES)

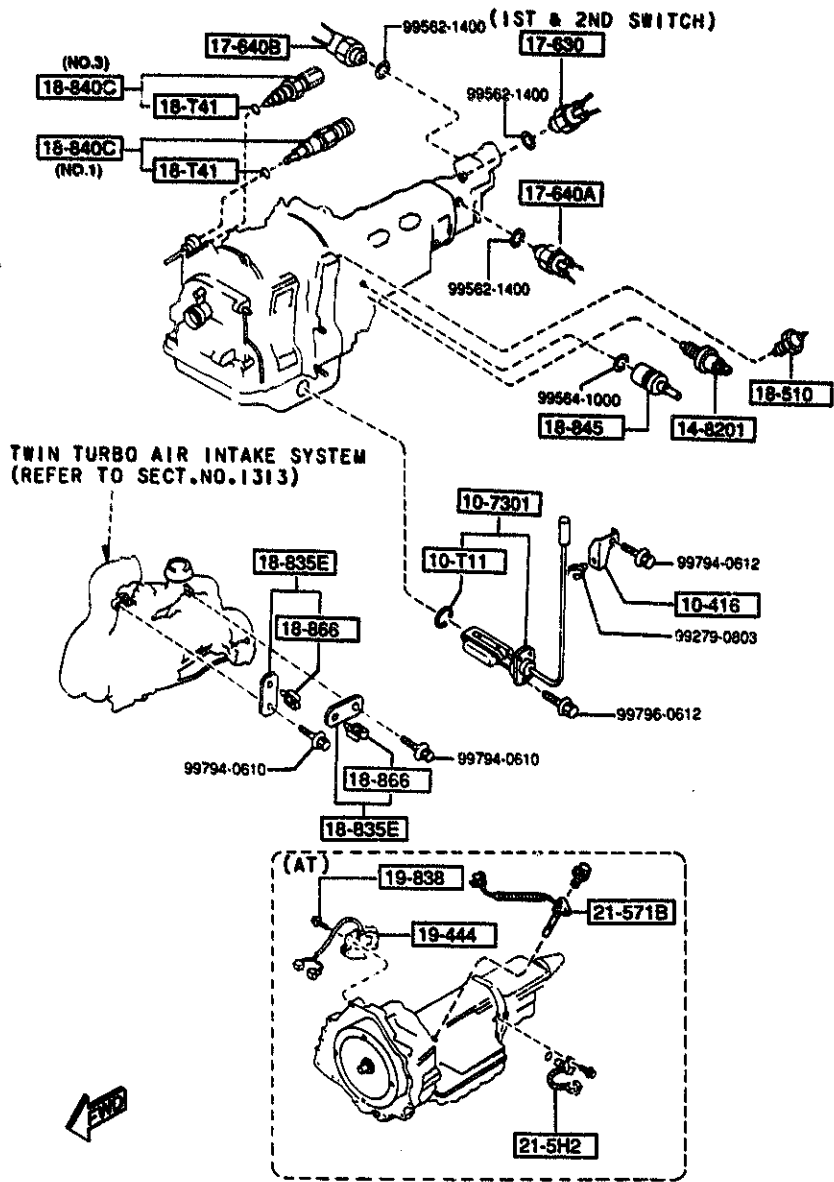


(THIS ILLUSTRATION CONSISTS OF 2 PAGES)



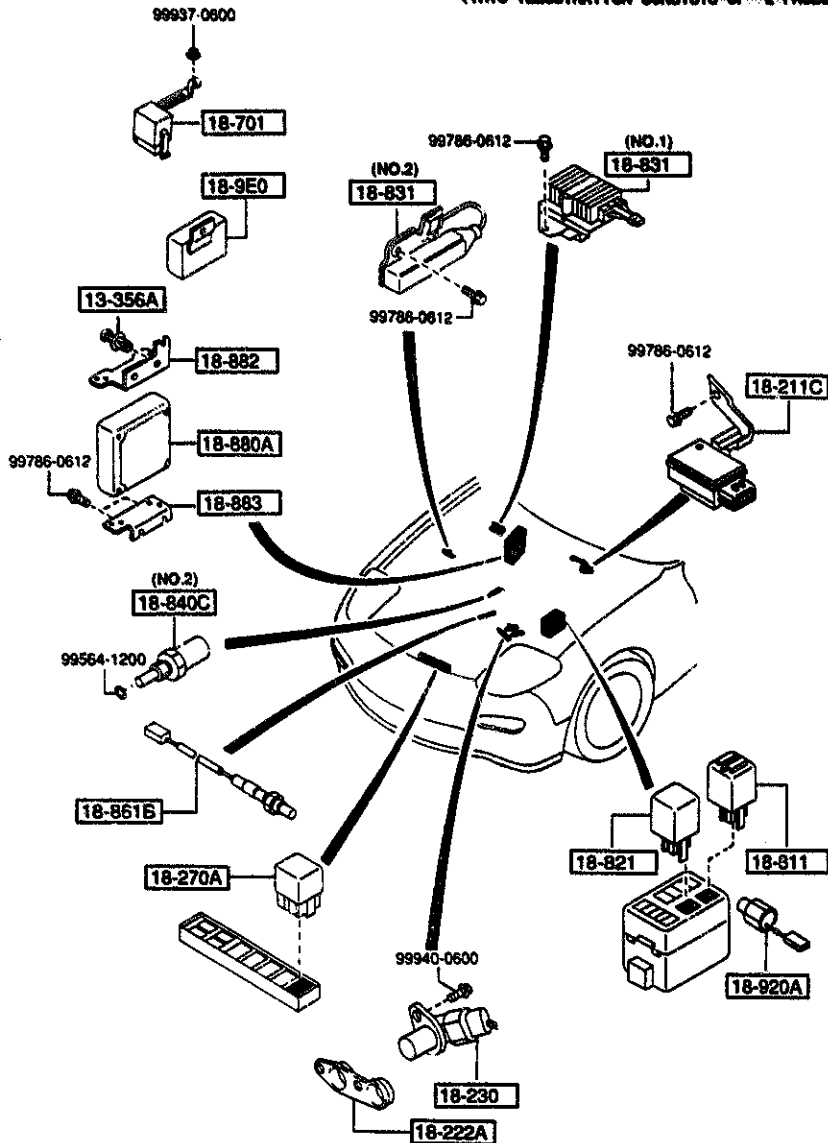
PART NO.	QTY	MODEL/RESTRICTION	MODEL/RESTRICTION	MODEL/RESTRICTION	FROM-TO
10-T11		RING, 'O'-OIL LEVEL S			
NS26-10-T11	1	SENSOR			
10-416		PLATE, LOCKING			
NSA1-10-416	1				
10-7301		SENSOR, OIL LEVEL			
NSA1-10-470	1				
13-356A		RIVET			
NS04-13-356B	1				
14-8201		GAUGE UNIT, OIL PRES.			
NSA1-14-820	1				
17-630		SWITCH			
R506-17-640	1 (MT)				
17-640A		SWITCH, PARK & NEUTRA			
R507-17-640	1 (MT)				
17-640B		SWITCH, BACK UP LAMP			
R508-17-640	1 (MT)				
18-T41		RING, 'O'-WATER THERM			
F885-18-T41	1 (MT)	O SW.			
F885-18-T41	2 (AT)				
18-211C		SENSOR, M.A.P.			
NSA1-18-211	1				
18-222A		PLATE, SENSOR			
NSA1-18-222	1				
18-230		SENSOR, CRANKSHAFT PO			
NSA1-18-221	2	SI.			
18-270A		RELAY, FUEL PUMP			
NF01-18-821	1				

(THIS ILLUSTRATION CONSISTS OF 2 PAGES)



PART NO.	QTY	MODEL/RESTRICTION	MODEL/RESTRICTION	MODEL/RESTRICTION	FROM-TO
18-510		UNIT, HEAT GAUGE			
JE15-18-51X	1	PANASONIC			
KL01-18-51X	1	NIHON THERMOSTAT			3401-
18-701		CONTROL UNIT			
N3A1-18-701	1				
18-811		RELAY, MAIN			
JE16-18-811	1	DENSO			
18-821		RELAY, FUEL PUMP			
NF02-18-821A	1				
18-831		RESISTOR			
N3A1-18-831	1	(ILLUST. NO.1)			
N3A2-18-831A	1	(ILLUST. NO.2) (AT)			
18-835E		BRACKET, BOOST SENSOR			
N3A1-18-835	2				
18-840C		SENSOR, TEMP.-ENG. COOLANT			
F202-18-840A	1	DENSO (ILLUST. NO.1)			
NF02-18-840	1	(ILLUST. NO.2)			
N370-18-840	1	(ILLUST. NO.3) (AT)			
18-845		SENSOR, IN. AIR TEMP			
N3A1-18-845	1				
18-861B		SENSOR, OXYGEN			
N3A1-18-861A	1				
18-866		CLIP			
E5A1-18-867	2				
18-880A		MODULE, POWERTRAIN CONTROL			
N3A1-18-881	1				
A (N3A1-18-881A)					
2709 FD3KXX-208988					
3401 FD3KXX-210661					
-2709					

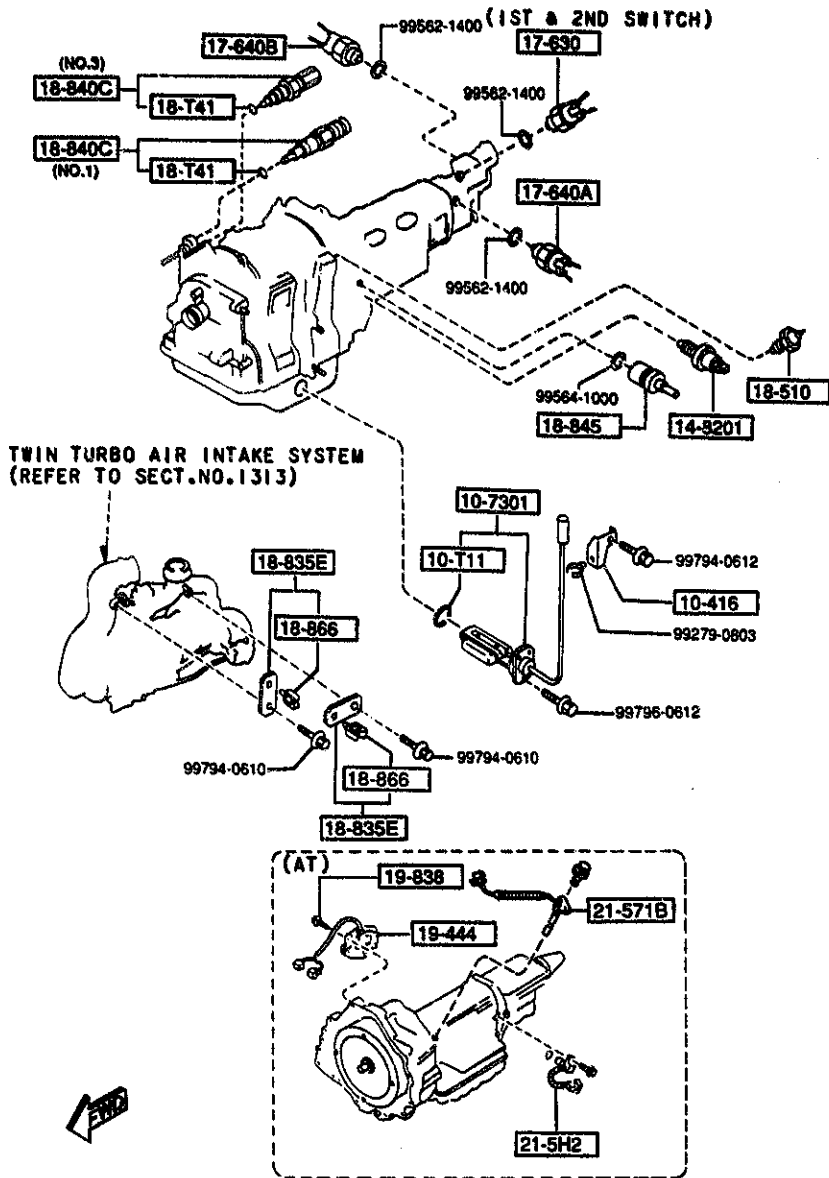
(THIS ILLUSTRATION CONSISTS OF 2 PAGES)



PART NO.	QTY	MODEL/RESTRICTION	MODEL/RESTRICTION	MODEL/RESTRICTION	FROM-TO
CONT'D					
N3A2-18-881	1				-2709
A (N3A2-18-881A)					
N3A3-18-881	1				-2709
A (N3A3-18-881A)					
N3A4-18-881	1				-2709
A (N3A4-18-881A)					
N3A1-18-881A	1	(FED.) (MT)			2709-
N3A3-18-881A	1	(CALIF.) (MT)			2709-
N3A2-18-881A	1				2709-2A23
A (N3A2-18-881B)					
N3A4-18-881A	1				2709-2A23
A (N3A4-18-881B)					
N3A2-18-881B	1	(FED.) (AT)			2A23-
N3A4-18-881B	1	(CALIF.) (AT)			2A23-
18-882		BRACKET, CONTROL UNIT			
N3A2-18-882	1				
18-883		BRACKET, CONTROL UNIT			
N3A2-18-883	1				
18-9E0		MODULE, PWT. CONTROL			
N3A2-18-9E1	1				-1C20
A (N3A2-18-9E1A)					
N3A2-18-9E1A	1				1C20-2511
A (N3A2-18-9E1B)					
N3A2-18-9E1B	1	(AT)			2511-
18-920A		SENSOR, KNOCK			
N3A1-18-921	1				
19-444		SWITCH, INHIBITOR			
BV65-19-444	1				-3301
A (BV65-19-444A)					
BV65-19-444A	1	(AT)			3301-
19-838		BOLT-HEX, HD WASHER			
BV11-19-429	3	(AT)			

1C20 FD3XXX-200104
 2511 FD3XXX-205980
 2709 FD3XXX-208988
 2A23 FD3XXX-210513
 3301 FD3XXX-210620

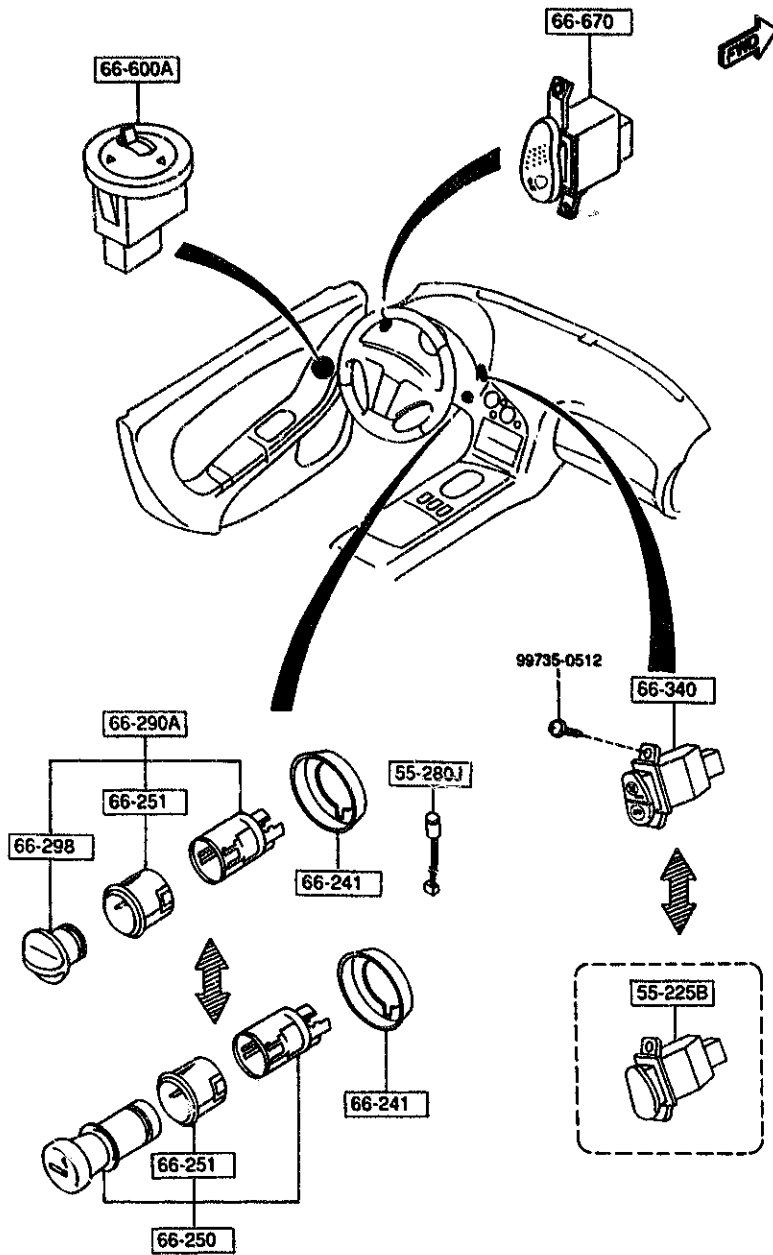
(THIS ILLUSTRATION CONSISTS OF 2 PAGES)



PART NO.	QTY	MODEL/RESTRICTION	MODEL/RESTRICTION	MODEL/RESTRICTION	FROM-TO
21-5H2		SENSOR, REVOLUTION			
BV65-21-5H2	1	(AT)			
21-571B		GENERATOR, SPEED PULS			
BV65-21-5H1	1	(AT)			

6610 DASHBOARD SWITCHES

6610 -1 N DASHBOARD SWITCHES



PART NO.	QTY	MODEL/RESTRICTION	MODEL/RESTRICTION	MODEL/RESTRICTION	FROM-TO
55-225B		COVER, HOLE			
FD03-55-225	1				
00	INT-	FE2 FE3 FE4 BLACK			
55-280J		BULB			
B456-60-223	1				
66-241		PROTECTOR			
FD01-66-241	1				
66-250		LIGHTER, CIGAR			
UB40-66-250	1	(NOR. SUSP)			1C21-
UB40-66-250	1	(HARD SUSP)			
66-251		RING, ILLUMINATION			
UB40-66-251	1				
66-290A		OUTLET			
F104-66-290	1	(HARD SUSP)			-1C21
66-298		CAP, OUTLET			
F104-66-298	1	(HARD SUSP)			-1C21
66-340		SWITCH, MAIN			
FD01-66-340	1	(NOR. SUSP)			
66-600A		SWITCH, RMT. MIRROR			
FD01-66-600A	1				
66-670		SWITCH, RETRACTOR			
FD01-66-670	1				
1C21 FD3MEX-200106					

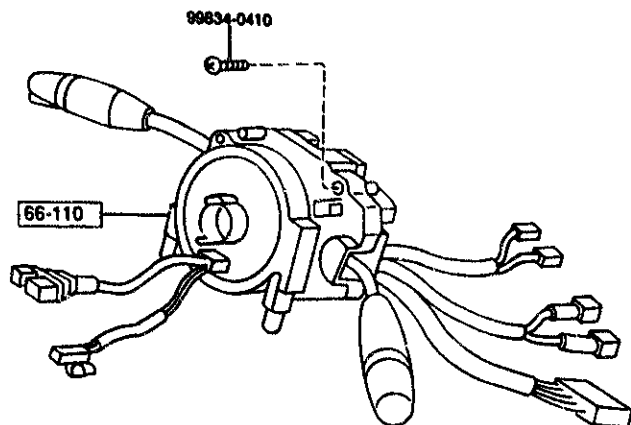
AUFA04

CAT. AUFA04-06

1994-09

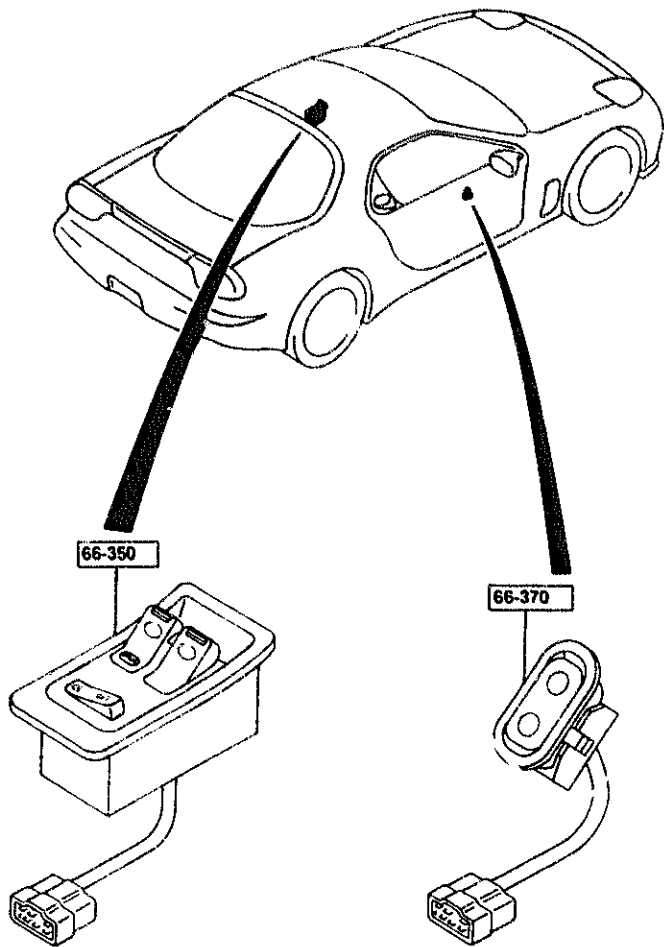
6611 COMBINATION SWITCH

6611 -1 M COMBINATION SWITCH



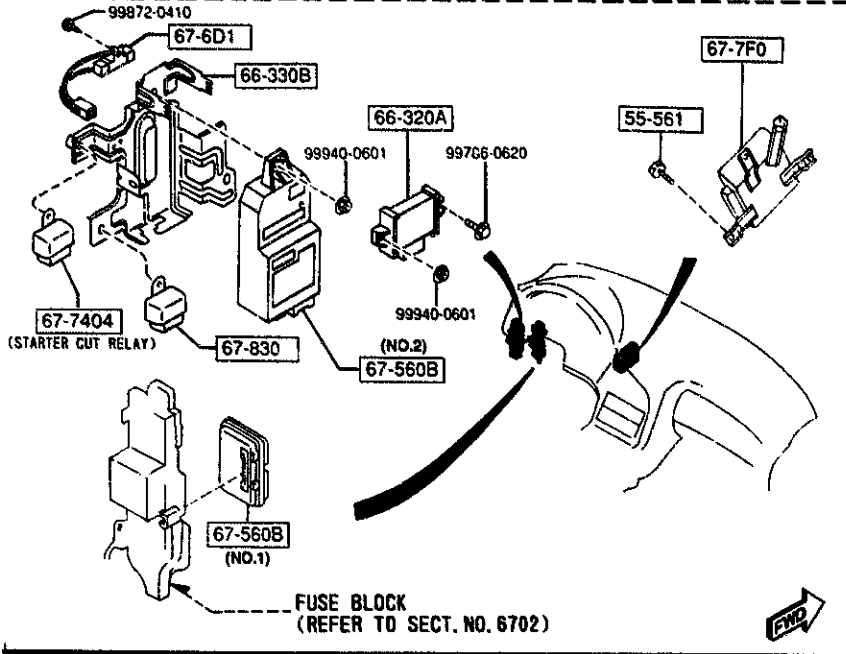
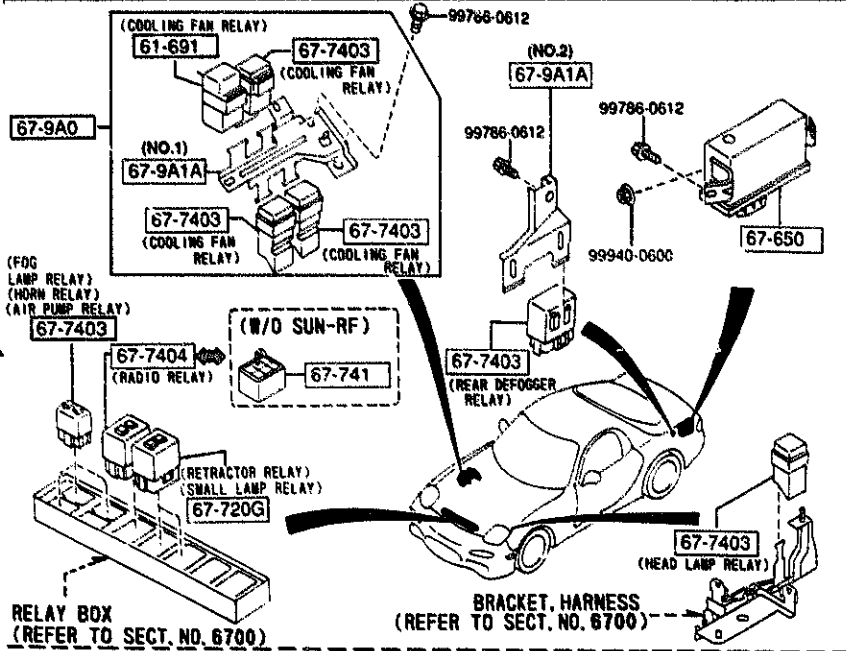
The inner parts of the combination switch with air bag are not serviced separately.

PART NO.	QTY	MODEL/RESTRICTION	MODEL/RESTRICTION	MODEL/RESTRICTION	FROM TO
66-110		SWITCH, COMBINATION			
FD01-66-120C AN(FD01-66-120D)	1				-1C25
FD04-66-120C A (FD04-66-120D)	1				-3401
FD01-66-120D A (FD01-66-120E)	1				1C25-3401
FD01-66-120E	1	(W/O SUN-RF)			3401-
FD04-66-120D	1	(SUNROOF)			3401-
1C25 FD3MM-200147 3401 FD3MM-210661					



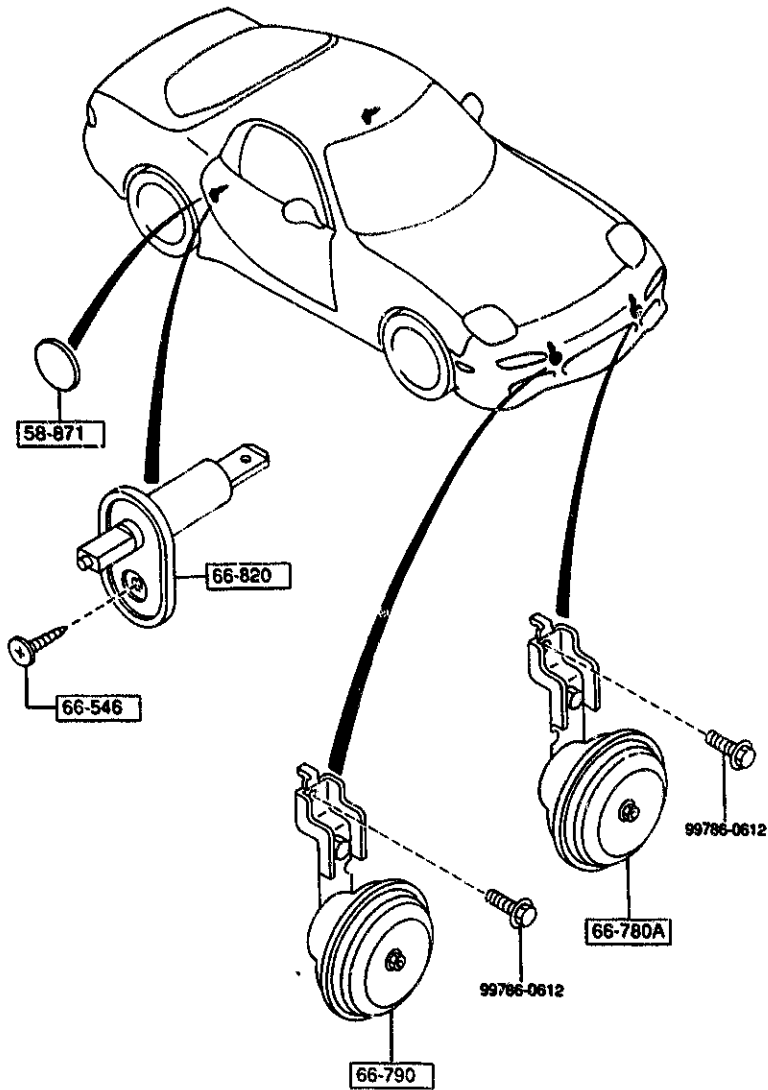
PART NO.	QTY	MODEL/RESTRICTION	MODEL/RESTRICTION	MODEL/RESTRICTION	FROM-TO
66-350 FO01-66-350C	1	SWITCH, POWER WINDOW			
66-370 FO01-66-370A	1	SWITCH, POWER WINDOW			

6630 RELAYS & UNIT (BODY)



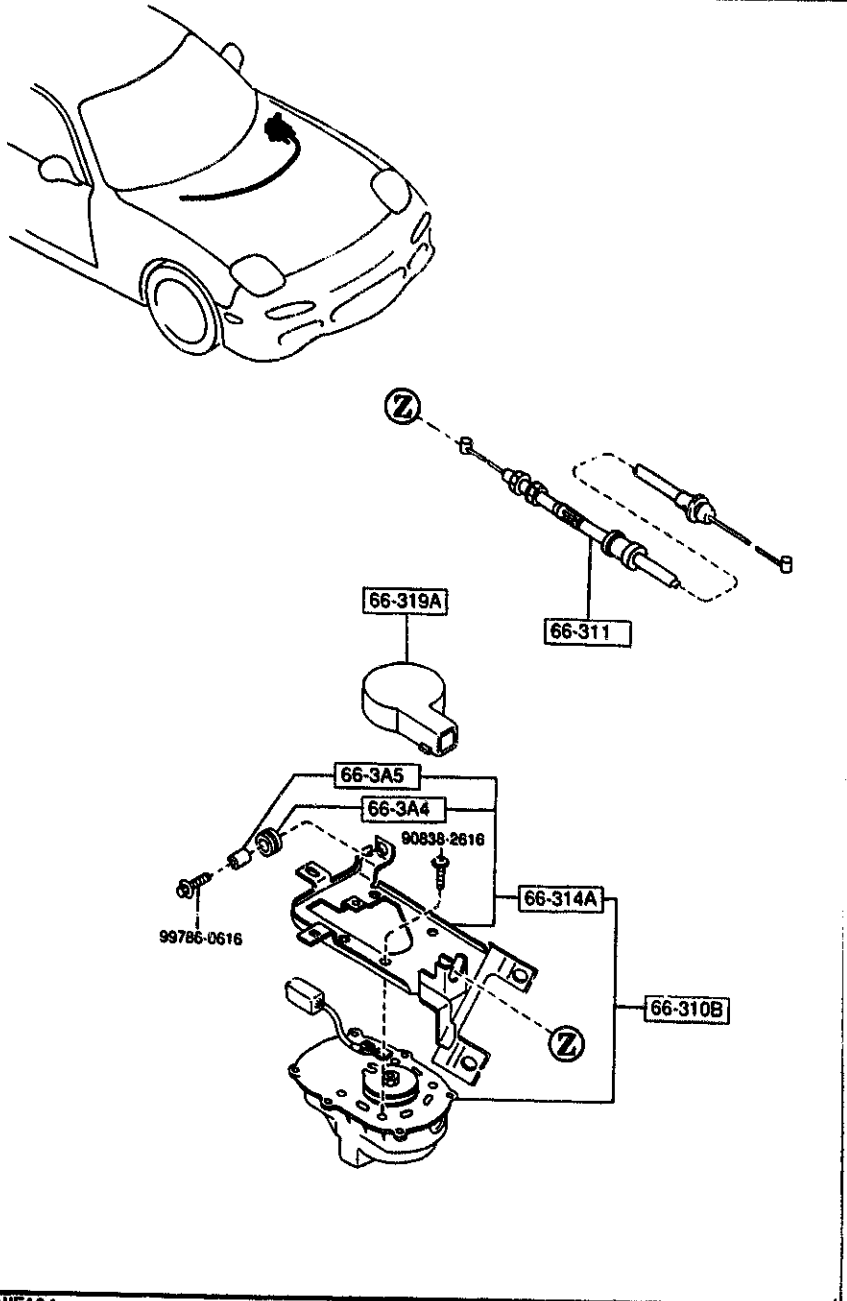
PART NO.	QTY	MODEL/RESTRICTION	MODEL/RESTRICTION	MODEL/RESTRICTION	FROM-TO
55-561		BOLT, INST. PANEL			
B455-55-561	3				
61-691		RELAY			
H380-61-690A	1	(COOLING FAN RELAY)			
66-320A		UNIT, A.C. CONTROL			
FD01-66-320A	1				
66-330B		BRACKET, A.C.C. BOX			
FD01-67-BCX AN(FD01-67-BCXB)	1				-2309
FD01-67-BCXB	1				2309-
67-560B		UNIT, CENTRAL PROCESSING			
FD01-67-580	1	(ILLUST. NO.1) (MT)			
FD02-67-580	1	(ILLUST. NO.1) (AT)			
FD01-67-560 A (FD01-67-560A)	1				-2608
FD01-67-560A	1	(ILLUST. NO.2)			2608-
67-6D1		RESISTOR, INTERLOCK			
M020-67-6D1	1	(AT)			
67-650		BOX, CONTROL-A.B.S.			
FD01-67-650	1				
67-7F0		UNIT, DIAGNOSIS-AIR BAG			
FD01-67-7F0B A (FD01-67-7F0C)	1				-2122
FD01-67-7F0C	1				2122-
67-720G		RELAY, TRANSFER			
KAS2-67-720	2	(SMALL LAMP RELAY) (RETRACTOR RELAY)			
67-7403		RELAY, N.O.			
GE10-67-730	1	(HEAD LAMP RELAY)			
KE10-67-730	3	(COOLING FAN RELAY)			
H270-67-740	30A				

2122 FD3***-200962
 2309 FD3***-203215
 2608 FD3***-207441



PART NO.	QTY	MODEL/RESTRICTION	MODEL/RESTRICTION	MODEL/RESTRICTION	FROM TO
58-871	2	PROTECTOR, DOOR SWITC			
EAD1-66-547 AN(EAD1-66-547A)	2				-2311
EA01-66-547A	2				2311-
66-546	2	SCREW, DOOR SWITCH			
LA01-66-546	2				
66-780A	1	HORN, HIGH TONE			
F100-66-780A	1				
66-790	1	HORN, LOW TONE			
FD01-66-790A	1				
66-820	2	SWITCH, DOGR			
8455-66-540	2				

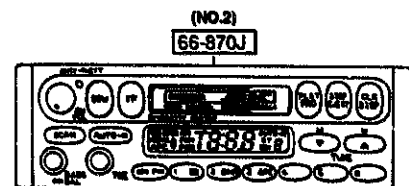

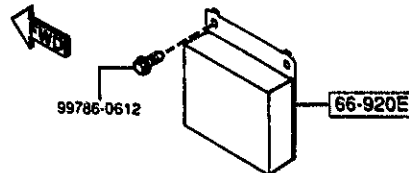
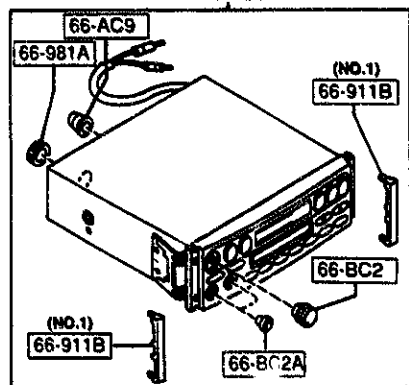
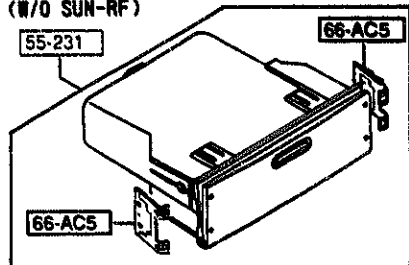
2311 F03MXX-203346




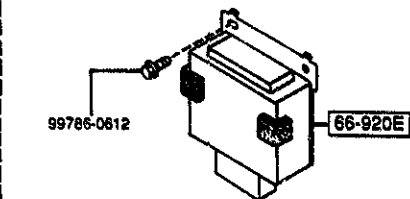
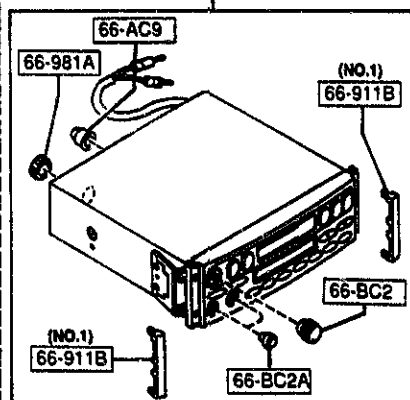
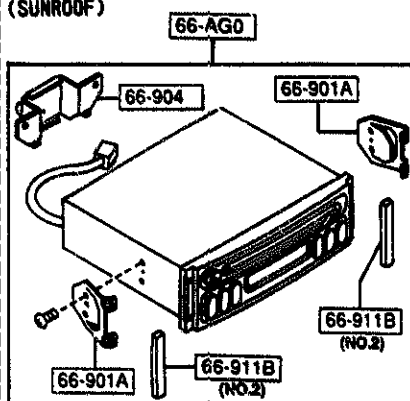
PART NO.	QTY	MODEL/RESTRICTION	MODEL/RESTRICTION	MODEL/RESTRICTION	FROM-TO
66-3A4 UE54-66-3A4	3	GROMMET, ACTUATOR			
66-3A5 UE54-66-3A5	3	SPACER, ACTUATOR			
66-310B FD01-66-310C	1	ACTUATOR, A.C.C.			
66-311 FD01-66-311B	1	WIRE, A.C.C.			
66-314A FD02-66-3AXC	1	BRACKET, A.C.C.			
66-319A GN55-66-319C A (GN55-66-319D)	1	COVER, ACTUATOR			-2701
GN55-66-319D	1				2701-
2701 FD3MMK-208628					

6680 AUDIO SYSTEMS (RADIO & TAPE DECK)

(W/O SUN-RF)



(SUNROOF)



PART NO.	QTY	MODEL/RESTRICTION	MODEL/RESTRICTION	MODEL/RESTRICTION	FROM-TO
55-231		ORNAMENT, STEREO			-2128
FD01-66-9M0C A (FD01-66-9MOD)	1	(W/O SUN-RF)			2128-
FD01-66-9MOD	1	(W/O SUN-RF)			2128-
66-AC5		SPRING, A/DIG			
E016-66-AC5	2	(W/O SUN-RF)			
66-AC9		RUBBER, REAR-ET. & CO MBI.			
FD01-66-AC9	1				
66-AG0		PLAYER, COMPACT DISC			
FD04-66-9G0B	1				
66-BC2		KNOB, VOLUME-TUNER & DECK			
FD01-66-BC1	1				
66-BC2A		KNOB, BASS/TREBLE			
FD01-66-BC2	2				
66-870J		AUDIO SET			
FD01-66-9C0B	1	(ILLUST. NO.1) (W/O SUN-RF)			
FD04-66-9C0B	1	(ILLUST. NO.2) (SUNROOF)			
66-901A		BRACKET(R), TUNER			
FD04-66-AW1	2	(SUNROOF)			
66-904		BRACKET, REAR			
FD04-66-AW6	1	(SUNROOF)			
66-911B		COVER, HOLE			
FD01-66-BC4	2	(ILLUST. NO.1)			
FD04-66-BC4	2	(ILLUST. NO.2) (SUNROOF)			
66-920E		AMP, POWER-FRONT			
FD01-66-920A	1	(W/O SUN-RF)			
FD04-66-920A	1	(SUNROOF)			
2128 FD3MM-201213					

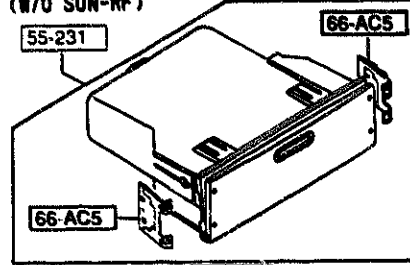
AUFA04

CAT. AUFA04-06

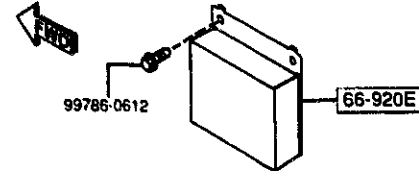
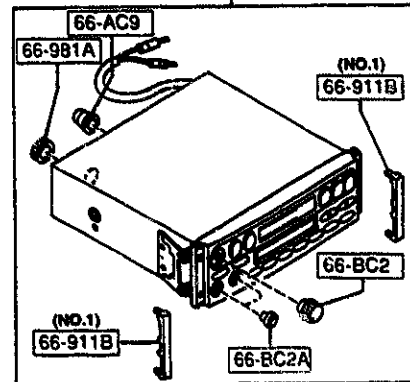
1994-09

6680 AUDIO SYSTEMS (RADIO & TAPE DECK)


(W/O SUN-RF)



66-870J (NO.1)



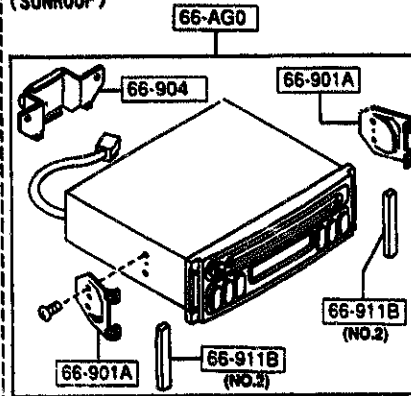
(NO.1)
66-870J



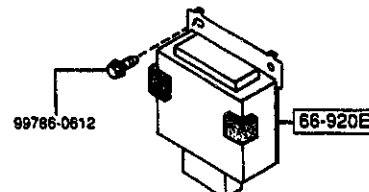
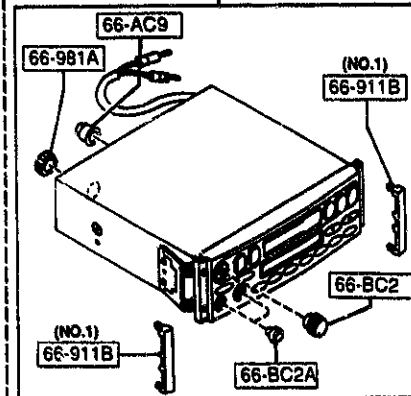
(NO.2)
66-870J




(SUNROOF)



66-870J (NO.2)



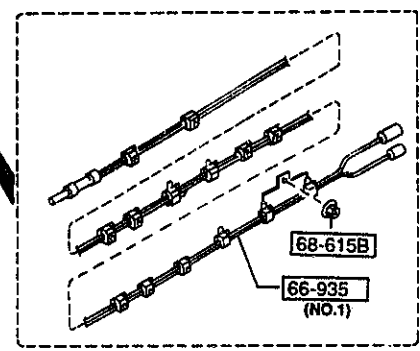
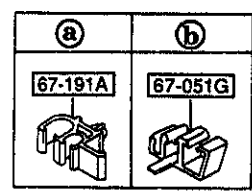
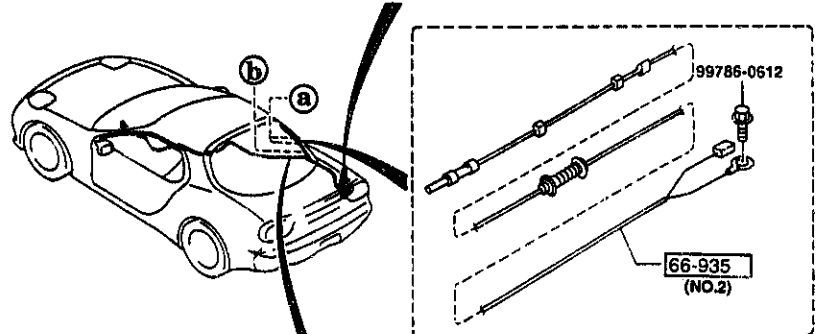
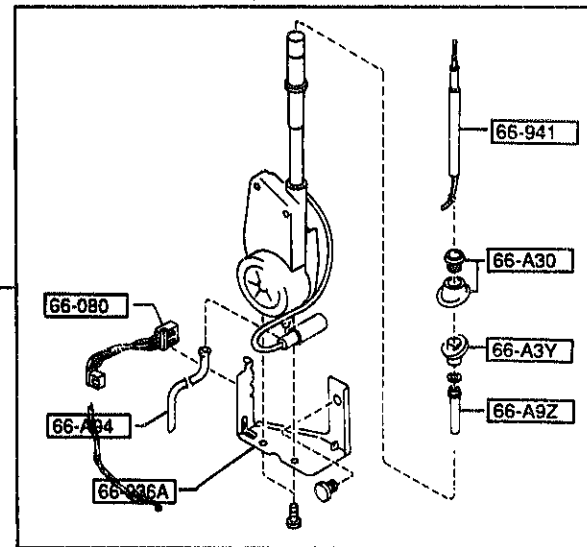
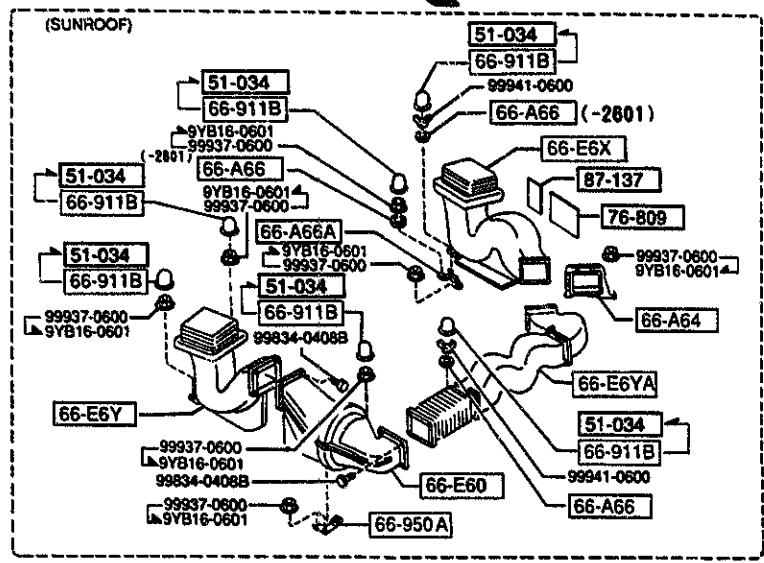
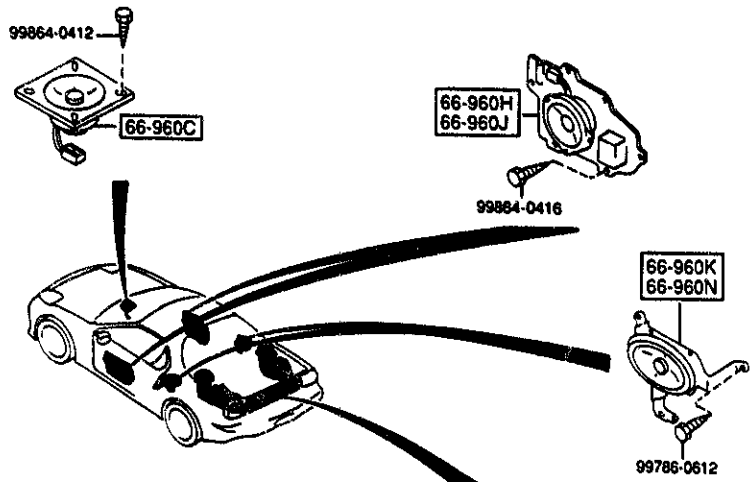
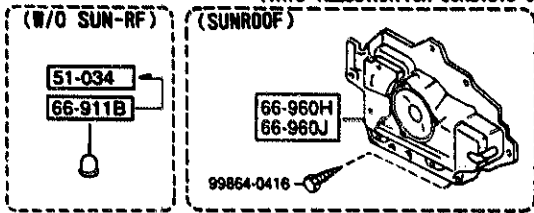
66-AGO



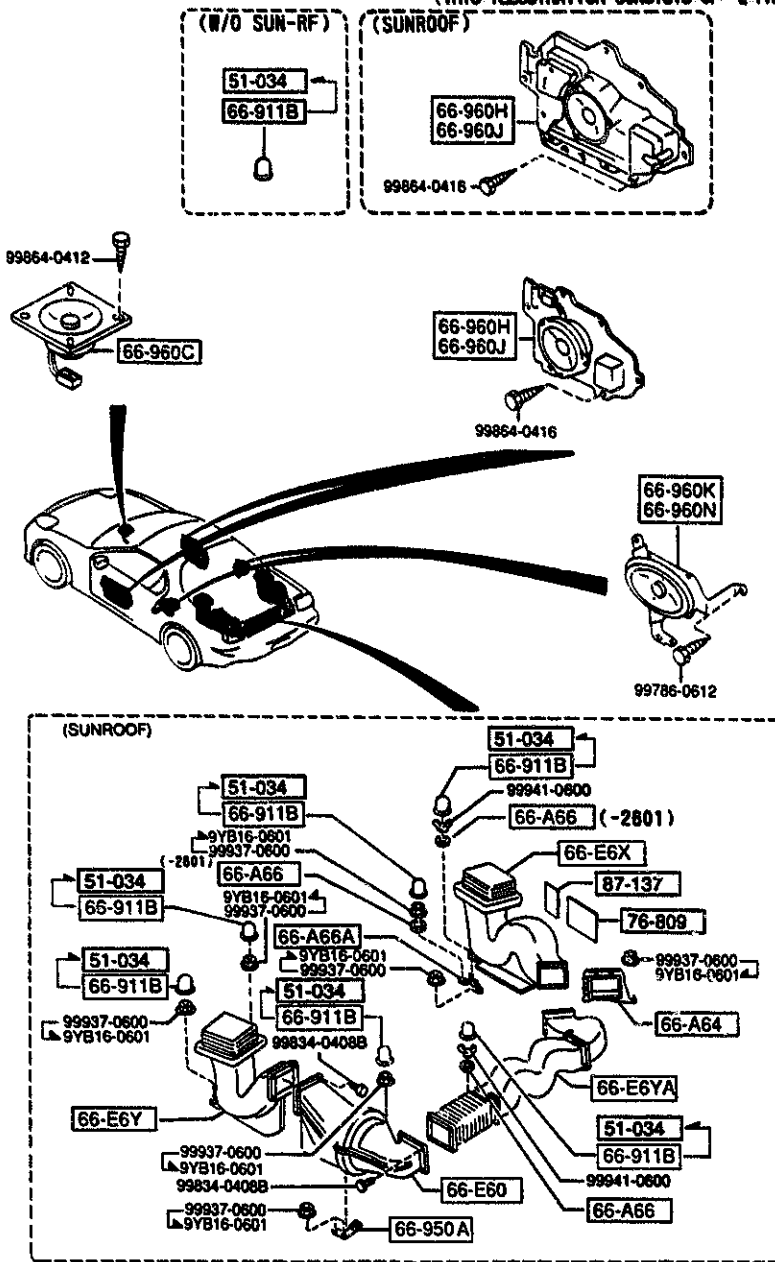
PART NO.	QTY	MODEL/RESTRICTION	MODEL/RESTRICTION	MODEL/RESTRICTION	FROM-TO
66-981A FD01-66-BC9	1	CONNECTOR, SHORT			

(THIS ILLUSTRATION CONSISTS OF 2 PAGES)

(THIS ILLUSTRATION CONSISTS OF 2 PAGES)

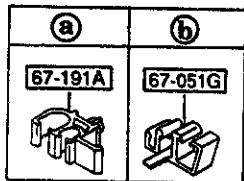
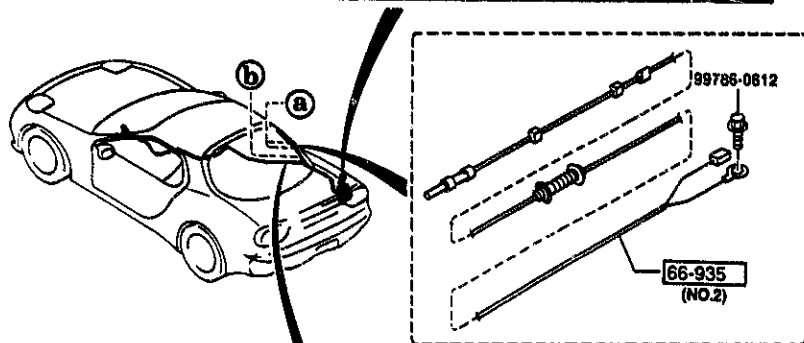
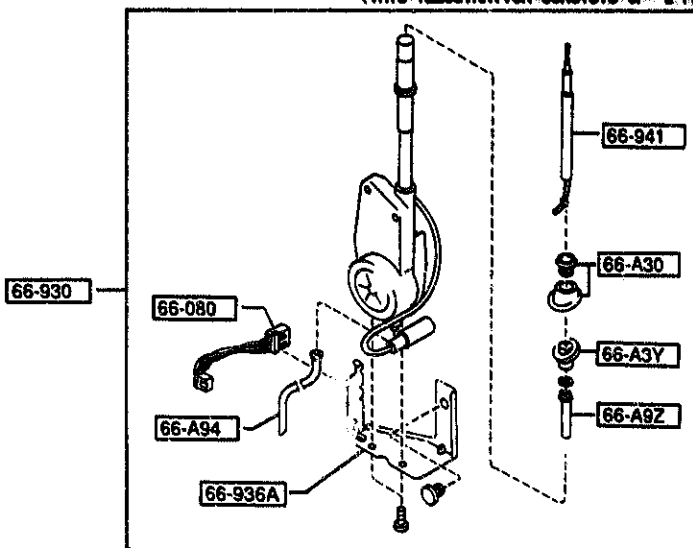


(THIS ILLUSTRATION CONSISTS OF 2 PAGES)

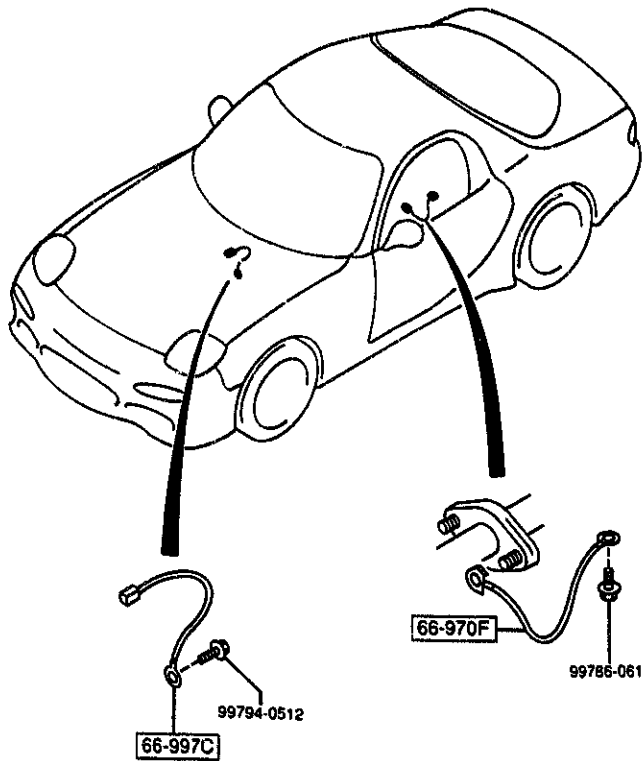


PART NO.	QTY	MODEL/RESTRICTION	MODEL/RESTRICTION	MODEL/RESTRICTION	FROM-TO
51-034		CAP			
H380-51-013	6	(SUNROOF)			2128-
H380-51-013	8	(W/O SUN-RF)			2128-
66-A3Y		PLATE, EARTH-MOTOR AN			
FD01-66-A3Z	1	TENNA			
66-A30		NUT, MOUNTING-ANTENNA			
FD01-66-A9Y	1				
66-A64		BRKT, JOINT-SPEAKER D			
FD10-66-A64A	1	UCT			
		(SUNROOF)			
66-A66		WASHER, SPEAKER			
FD09-66-A66	3	(SUNROOF)			-2601
FD09-66-A66	1	(SUNROOF)			2601-
66-A66A		BRACKET, DUCT SPEAKER			
FD10-66-A66	1	(SUNROOF)			
66-A9Z		INSULATOR, ROD-ANTENN			
FD01-66-A9Z	1	A			
66-A94		PIPE, DRAIN-ANTENNA			
FD01-66-A90	1				
66-E6X		DUCT 'A', REAR SPEAKER			
FD10-66-E6XC	1	(SUNROOF)			
66-E6Y		DUCT 'B', RR SPEAKER			
FD10-66-E6ZB	1				-2601
A (FD10-66-E6ZC)					
FD10-66-E6ZC	1	(SUNROOF)			2601-
66-E6YA		DUCT 'C', RR SPEAKER			
FD10-66-E6YB	1				-2601
A (FD10-66-E6YC)					
FD10-66-E6YC	1	(SUNROOF)			2601-
66-E60		SPEAKER, REAR			
FD10-66-960B	1	(SUNROOF)			
2128 FD3MM-201213					
2601 FD3MM-207062					

(THIS ILLUSTRATION CONSISTS OF 2 PAGES)



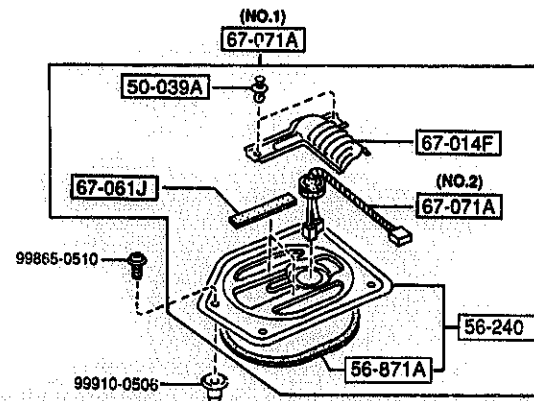
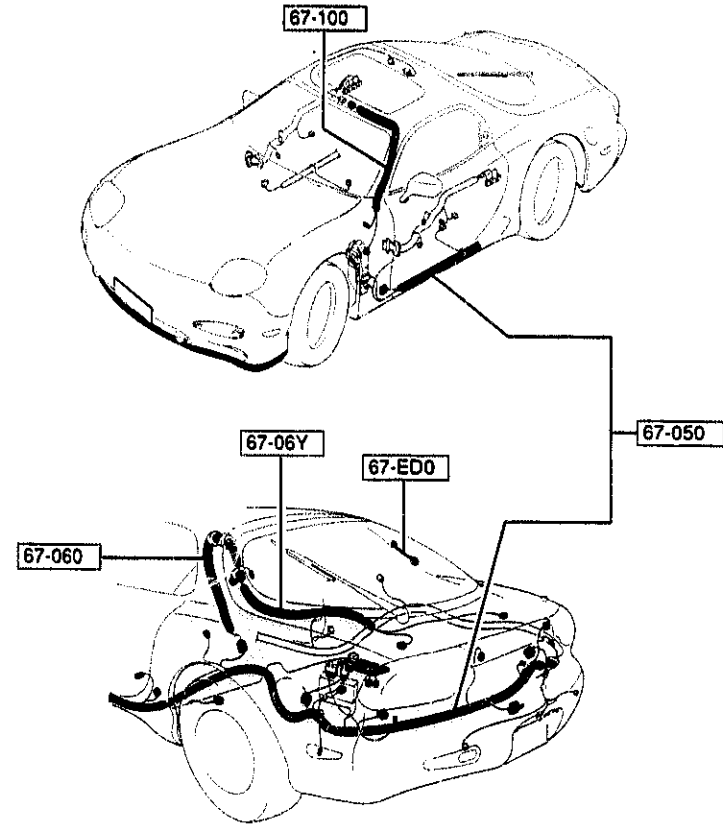
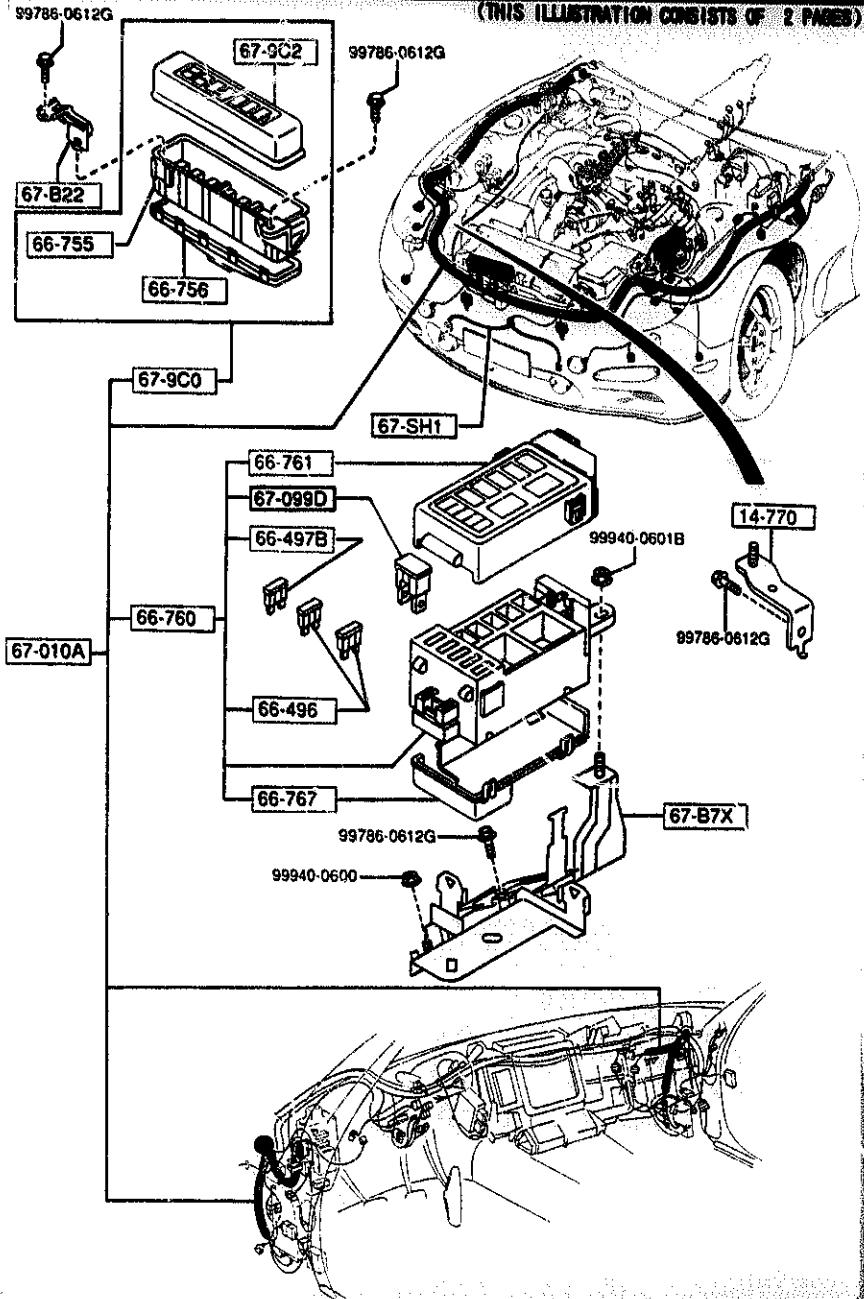
PART NO.	QTY	MODEL/RESTRICTION	MODEL/RESTRICTION	MODEL/RESTRICTION	FROM-TO
66-080		CORD			
FD01-66-D10	1				
66-911B		COVER, HOLE			
FD01-66-FE4	6	(SUNROOF)			-2128
FD01-66-FE4	8	(W/O SUN-RF)			-2128
66-930		ANTENNA, RADIO			
FD01-66-930B	1				
66-935		FEEDER-ANTENNA			
FD01-66-940B	1	(ILLUST. NO.1)			
FD02-66-940C	1	(ILLUST. NO.2)			
66-936A		BRKT, MOTOR-ANTENNA			
FD01-66-A9X	1				
66-941		POLE, ANTENNA			
FD01-66-A3X	1				
66-950A		BRACKET(L), SPEAKER			
FD10-66-A65A	1	(SUNROOF)			
66-960C		SPEAKER, FRONT			
FD01-66-960A	1	(W/O SUN-RF)			
FD04-66-960A	1	(SUNROOF)			
66-960H		SPEAKER(R), LOUD-DOOR			
FD02-66-96XC	1				-2222
A (FD02-66-96XD)					
FD09-66-960A	1				-2A01
A (FD09-66-960C)					
FD02-66-96XD	1	(W/O SUN-RF)			2222-
FD09-66-960C	1	(SUNROOF)			2A01-
66-960J		SPEAKER(L), LOUD-DOOR			
FD02-66-96YC	1				-2222
A (FD02-66-96YD)					
FD08-66-960A	1				-2A01
A (FD08-66-960C)					
FD02-66-96YD	1	(W/O SUN-RF)			2222-
2128 FD3MXX-201213 2222 FD3MXX-202524 2A01 FD3MXX-210508					



PART NO.	QTY	MODEL/RESTRICTION	MODEL/RESTRICTION	MODEL/RESTRICTION	FROM-TO
66-970F FD01-66-997A	1	CORD, EARTH			
66-997C FD02-66-997A	1	CORD, EARTH-RADIO			

(THIS ILLUSTRATION CONSISTS OF 2 PAGES)

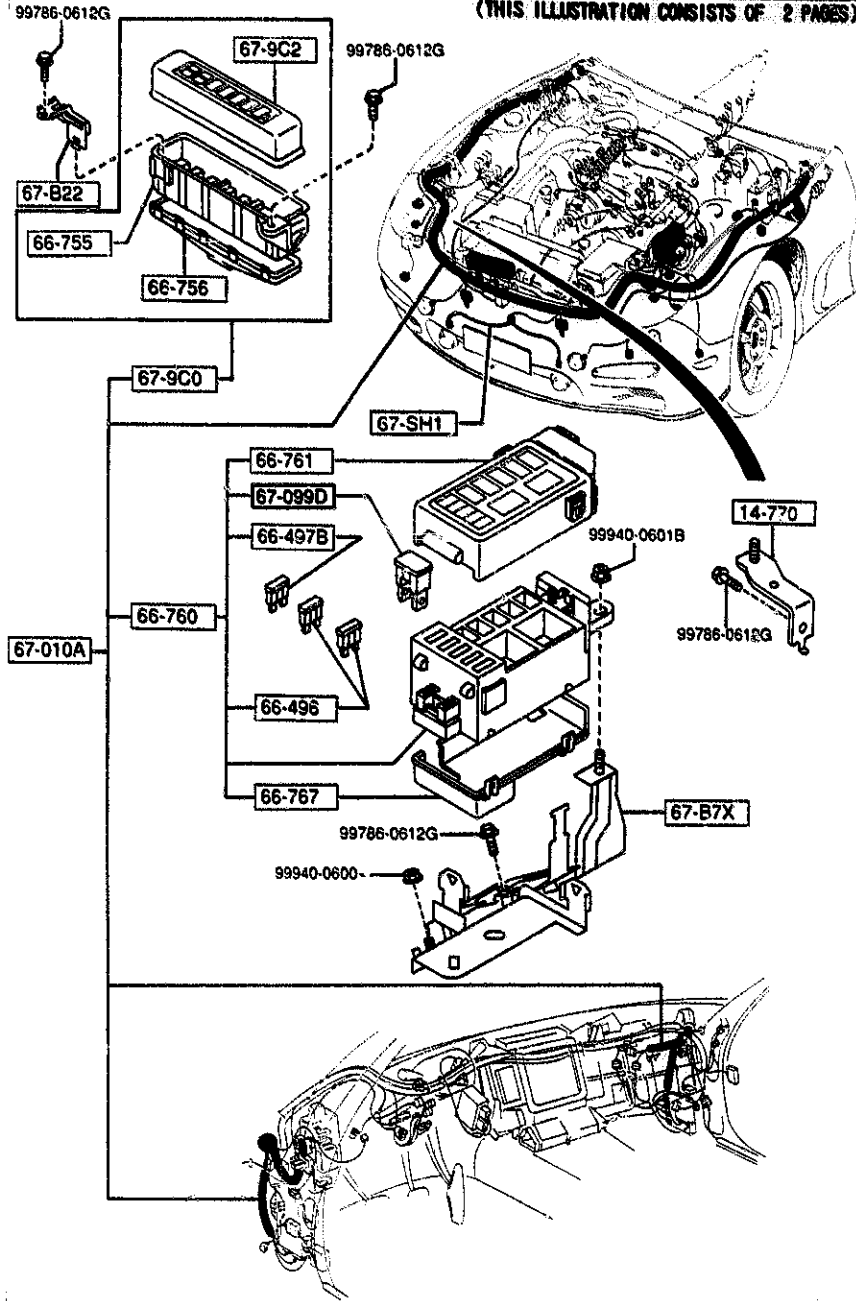
(THIS ILLUSTRATION CONSISTS OF 2 PAGES)



6700 WIRING HARNESSES(FRONT & REAR)

(1/2)

(THIS ILLUSTRATION CONSISTS OF 2 PAGES)



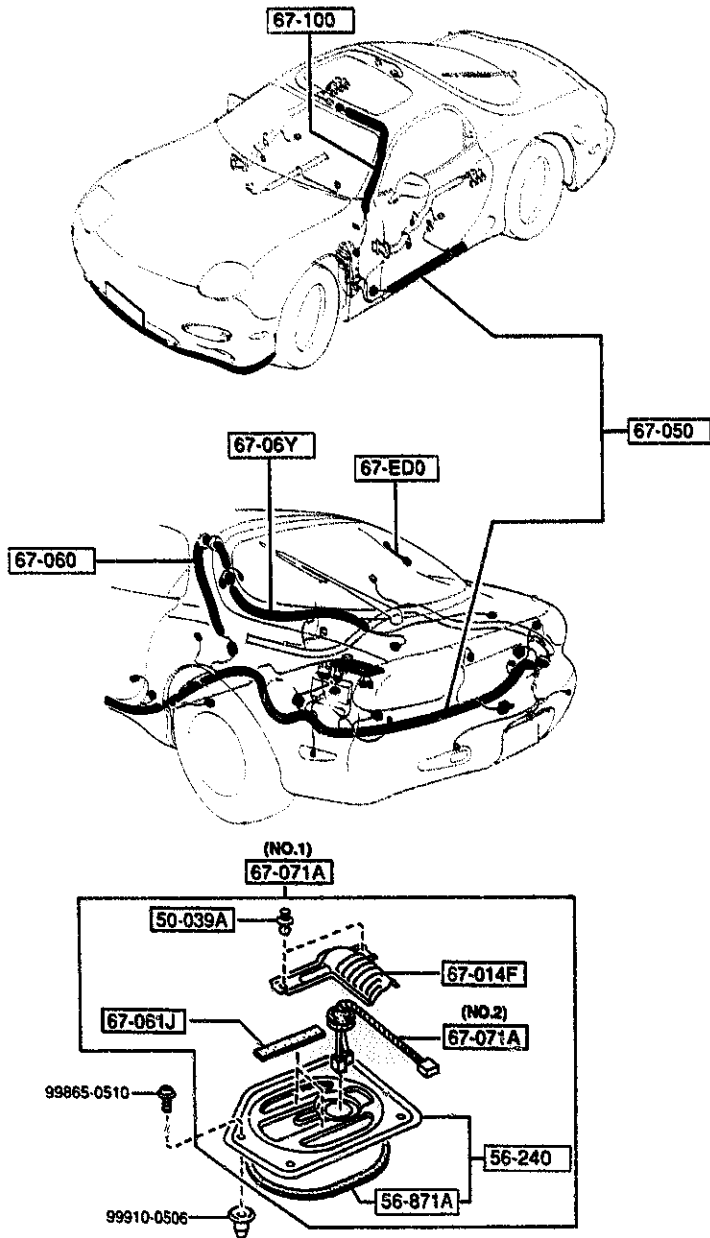
6700 -1 WIRING HARNESSES(FRONT & REAR)

PART NO.	QTY	MODEL/RESTRICTION	MODEL/RESTRICTION	MODEL/RESTRICTION	FROM-TO
14-770		BRACKET,OIL COOLER			
NSA2-14-770A A (NSA2-14-770B)	1				-2401
NSA2-14-770B	1	(MT)			2401-
50-039A		CLIP,PROTECTOR			
F100-67-CH1	2				
56-240		COVER			
FD01-56-06XA	1				
56-871A		RUBBER, SEAL			
FD01-56-062	1				
66-496		FUSE(15A)			
99705-1115	2				
66-497B		FUSE(30A)			
99705-1130	1				
66-755		CASE,RELAY BOX			
FD01-66-755B AN(FD01-66-755C)	1				-2401
FD01-66-755C	1				2401-
66-756		COVER,UNDER-RELAY BOX			
FD01-66-756	1				
66-760		BLOCK,MAIN FUSE			
FD01-66-760B	1				
66-761		COVER,MAIN FUSE BLOCK			
FD01-66-761B	1				
66-767		COVER,UNDER-MAIN FUSE BLK			
FD01-66-767	1				
67-B22		BRACKET, HARNESS			
FD01-67-B12	1				
67-B7X		BRACKET, HARNESS			
2401 FD3MMX-204313					

6700 WIRING HARNESSSES(FRONT & REAR)

(2/2)

(THIS ILLUSTRATION CONSISTS OF 2 PAGES)



6700 -2 WIRING HARNESSSES(FRONT & REAR)

PART NO.	QTY	MODEL/RESTRICTION	MODEL/RESTRICTION	MODEL/RESTRICTION	FROM-TO
CONT'D					
FD05-67-B7X	1				-2101
FD05-67-B7XC A (FD05-67-B7XD)	1				2101-2201
FD05-67-B7XD A (FD05-67-B7XE)	1				2201-2707
FD05-67-B7XE	1				2707-
67-ED0		WIRE, EARTH-REAR DEFF OGER			
FD01-67-ED0A	1				
67-SH1		CORD, SHORT			
F100-67-SH0C	1	(SUNROOF)			
67-010A		HARNESS, FRONT			
FD01-67-010E A (FD01-67-010J)	1				-2401
FD02-67-010E A (FD02-67-010J)	1				-2401
FD01-67-010J	1	(MT)			2401-
FD02-67-010J	1	(AT)			2401-
67-014F		PROTECTOR, HARNESS			
F100-67-PS1	1				
67-050		HARNESS, REAR			
FD01-67-050D	1	(W/O SUN-RF)			
FD04-67-050D	1	(SUNROOF)			
67-06Y		HARNESS NO. 3, REAR			
FD01-67-06YD	1	(W/O SUN-RF)			
FD04-67-06YE	1	(SUNROOF)			-3320
FD04-67-06YF	1	(SUNROOF)			3320-
67-060		HARNESS NO. 2, REAR			
FD01-67-060D A (FD01-67-060E)	1				-2101
FD04-67-060C A (FD04-67-060D)	1				-2101
FDD1-67-060E	1	(W/O SUN-RF)			2101-
FD04-67-060D	1	(SUNROOF)			2101-
2101 FD3MXX-200251 2201 FD3MXX-201428 2401 FD3MXX-204313 2707 FD3MXX-208875					

AUFA04

CAT. AUFA04-06

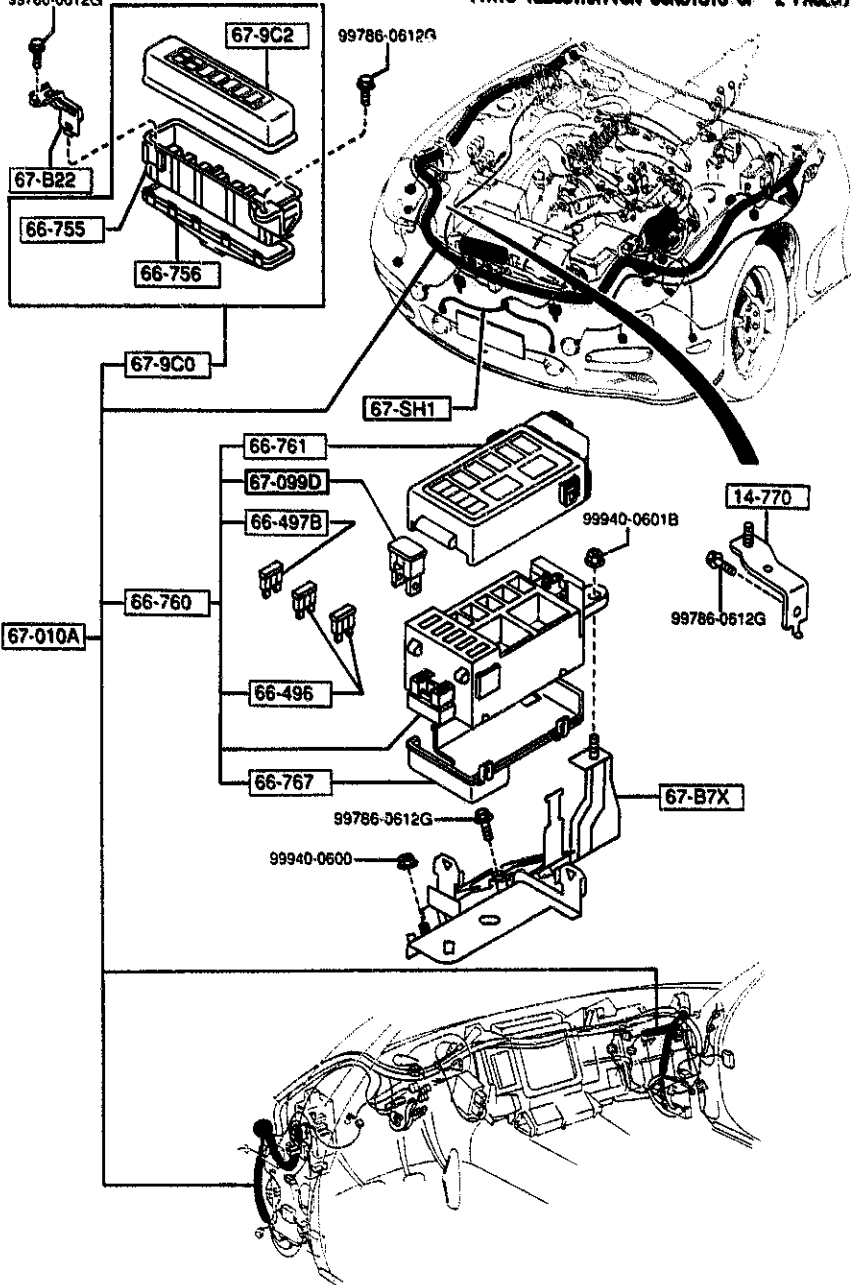
1994-09

6700 WIRING HARNESSSES(FRONT & REAR)

(1/2)

6700 -3 M WIRING HARNESSSES(FRONT & REAR)

99786-0612G (THIS ILLUSTRATION CONSISTS OF 2 PAGES)



PART NO.	QTY	MODEL/RESTRICTION	MODEL/RESTRICTION	MODEL/RESTRICTION	FROM-TO
67-061J		PAD, PROTECTOR-HARNES			
F100-67-PP1	2				
67-071A		CORD			
F100-67-071E	1	(ILLUST. NO.2)			
F100-67-270A	1	(ILLUST. NO.1)			
67-099D		FUSE (60A)			
FB01-67-099	4	60A			
67-100		HARNES, INT. LAMP			
FD01-67-100C	1	(W/O SUN-RF)			-3415
FD04-67-100C	1	(SUNROOF)			3415-
FD04-67-100D	1	(SUNROOF)			
67-9C0		BOX, RELAY-FRONT HARN			
FD01-66-750B	1	ESS			-2401
AN(FD01-66-750C)					
FD01-66-750C	1				2401-
67-9C2		COVER, RELAY BOX-F. HA			
FD01-66-752	1	RNESS			

2401 FD3XXX-204313
3415 FD3XXX-210662

AUFA04

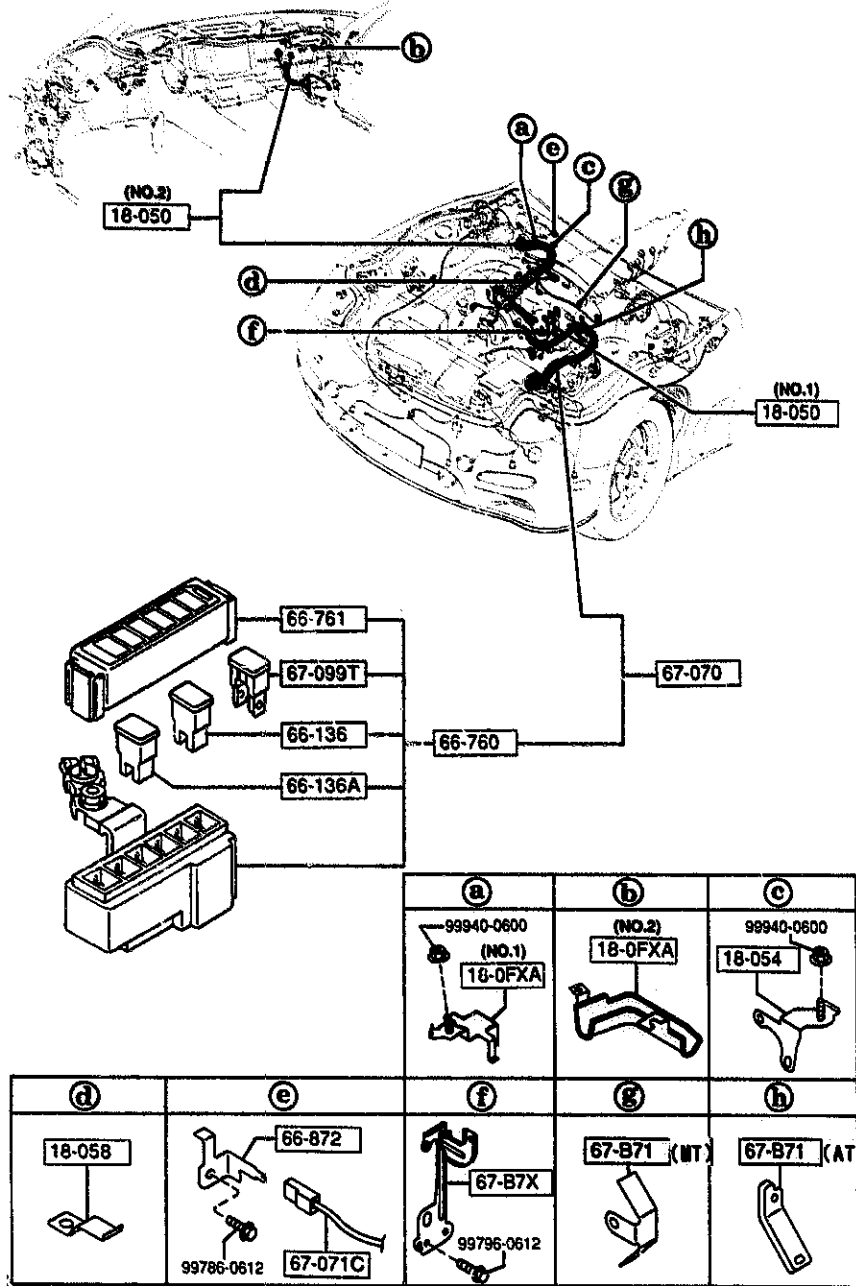
(CONT'D)

CAT. AUFA04-06

1994-09

6701 WIRING HARNESSSES(ENGINE & T/MISSION)

6701 -1 WIRING HARNESSSES(ENGINE & T/MISSION)



AUFA04

PART NO.	QTY	MODEL/RESTRICTION	MODEL/RESTRICTION	MODEL/RESTRICTION	FROM-TO
18-0FXA NSA1-18-0FXA	1	BRACKET, ENGINE HARNESS (ILLUST. NO.1)			
NSA2-18-0FX AN(NSA2-18-0FXA)	1				-2401
NSA2-18-0FXA	1	(ILLUST. NO.2)			2401-
18-050 NSA3-18-05Z	1	WIRING, ENGINE (ILLUST. NO.1)			
NSA1-18-05ZC AN(NSA1-18-05ZD)	1				-2401
NSA2-18-05ZD AN(NSA2-18-05ZE)	1				-2401
NSA2-18-05ZE A (NSA2-18-05ZF)	1				2401-2901
NSA1-18-05ZD A (NSA1-18-05ZE)	1				2401-3527
NSA2-18-05ZF A (NSA2-18-05ZG)	1				2901-3527
NSA1-18-05ZE	1	(ILLUST. NO.2) (MT)			3527-
NSA2-18-05ZG	1	(ILLUST. NO.2) (AT)			3527-
18-054 NSA1-18-0FY	1	BRACKET, HOLE-ENG. WIRING			
18-058 NSA2-18-054	1	BRACKET, ENGINE HARNESS			
66-136 H115-67-099	3	FUSE (30A)			
66-136A H116-67-099	1	FUSE (40A)			
66-760 FD02-66-760C	1	BLOCK, MAIN FUSE			
66-761 FD02-66-762A	1	COVER, MAIN FUSE BLOCK			
66-872		TAB, EARTH			

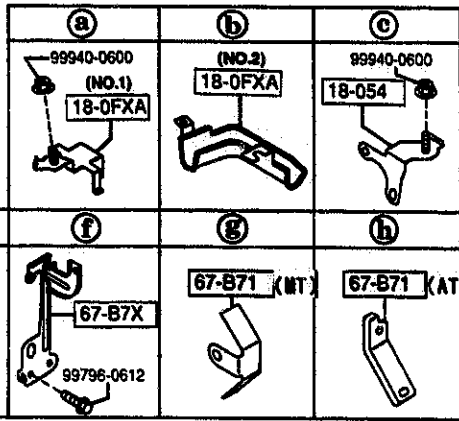
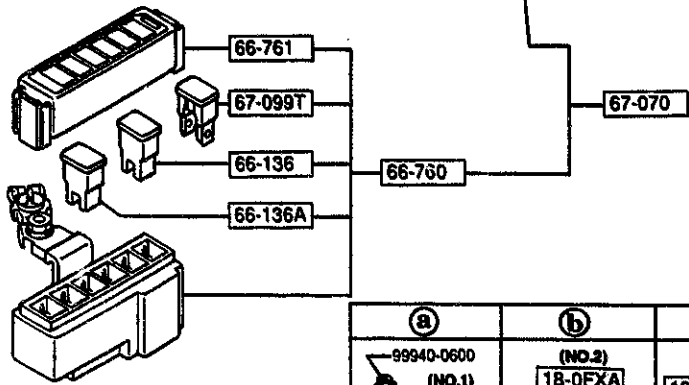
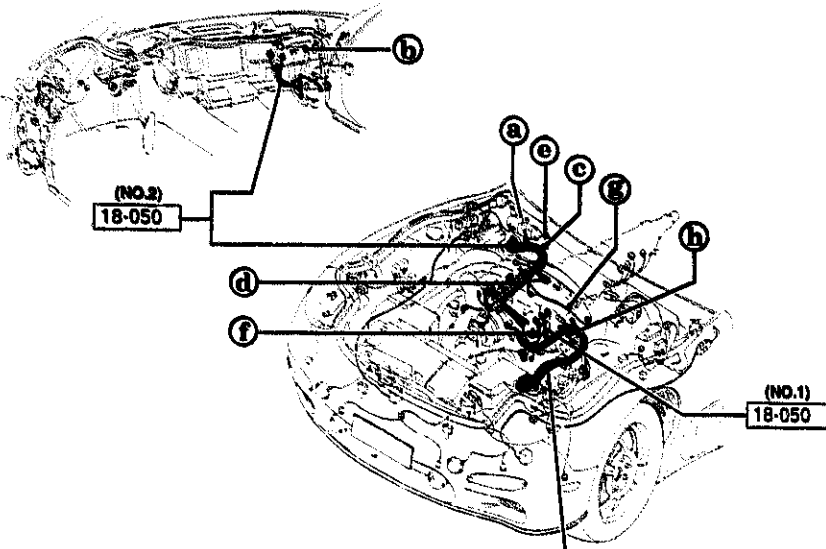
2401 FDSMKN-204313
2901 FDSMKN-210499
3527 FDSMKN-210664

CAT. AUFA04-06

1994-09

6701 WIRING HARNESSSES(ENGINE & T/MISSION)

6701 -2 * WIRING HARNESSSES(ENGINE & T/MISSION)



PART NO.	QTY	MODEL/RESTRICTION	MODEL/RESTRICTION	MODEL/RESTRICTION	FROM-TO
CONT'D					
FD01-67-TE1C	1				
67-B7X		BRACKET, HARNESS			
FD03-67-B7XC A (FD03-67-B7XD)	1				-2707
FD03-67-B7XD	1				2707-
67-B71		BRACKET, HARNESS			
FD02-67-B71A	1	(AT)			
FD01-67-B71A A (FD01-67-B71B)	1				-2201
FD01-67-B71B	1	(MT)			2201-
67-070		HARNESS, ENGINE			
FD01-67-070E A (FD01-67-070G)	1				-1C21
FD01-67-070G A (FD01-67-070H)	1	(AT)			1C21-2901
FD01-67-070G A (FD01-67-070H)	1				1C21-2801
FD02-67-070 AN(FD02-67-070A)	1				2901-2802
FD01-67-070H AN(FD01-67-070J)	1				2801-2802
FD01-67-070J	1	(MT)			2802-
FD02-67-070A	1	(AT)			2802-
67-071C		WIRE, EARTH			
FD01-67-E70A	1				
67-099T		FUSE(120A)			
J001-67-099	1				
1C21 FD3MXX-200106 2201 FD3MXX-201428 2707 FD3MXX-208875 2901 FD3MXX-210499 2801 FD3MXX-210514 2802 FD3MXX-210514					

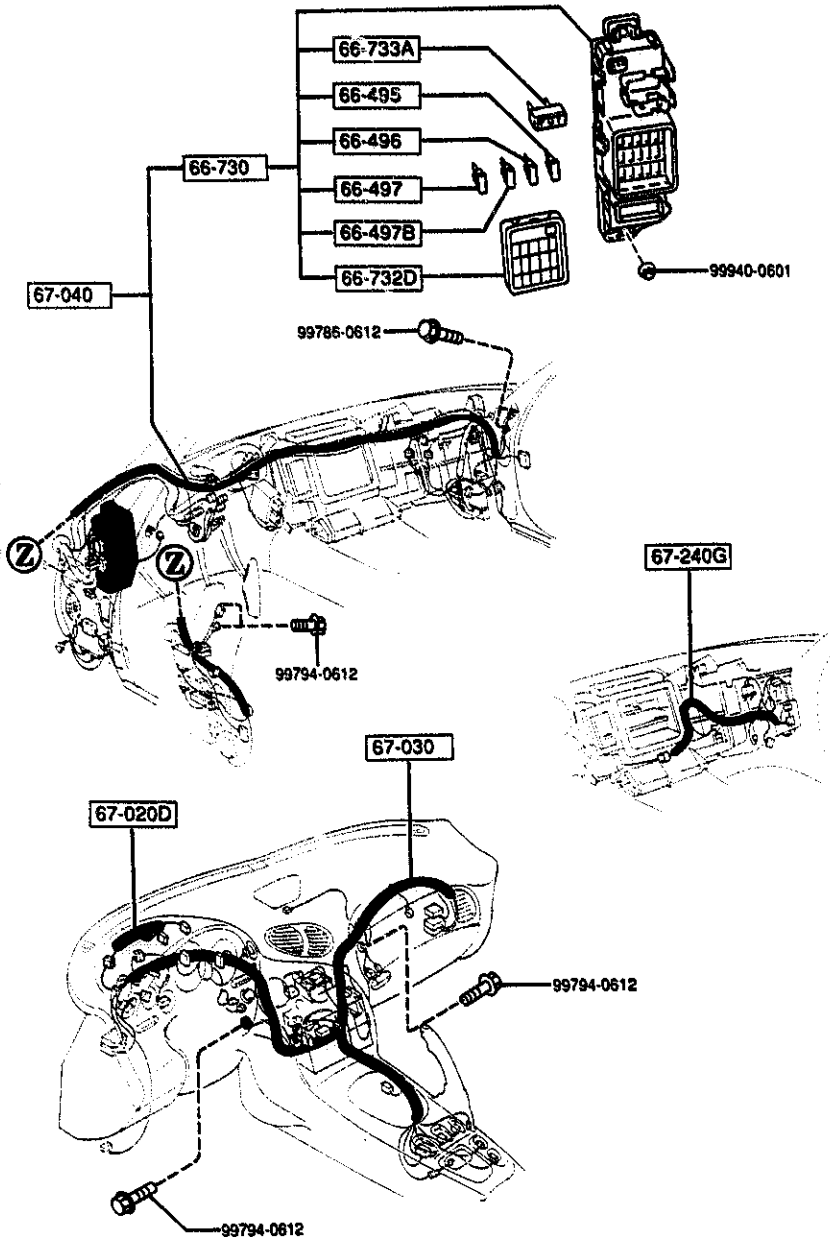
AUFA04

CAT. AUFA04-06

1994-09

6702 -1 WIRING HARNESSES(DASHBOARD)

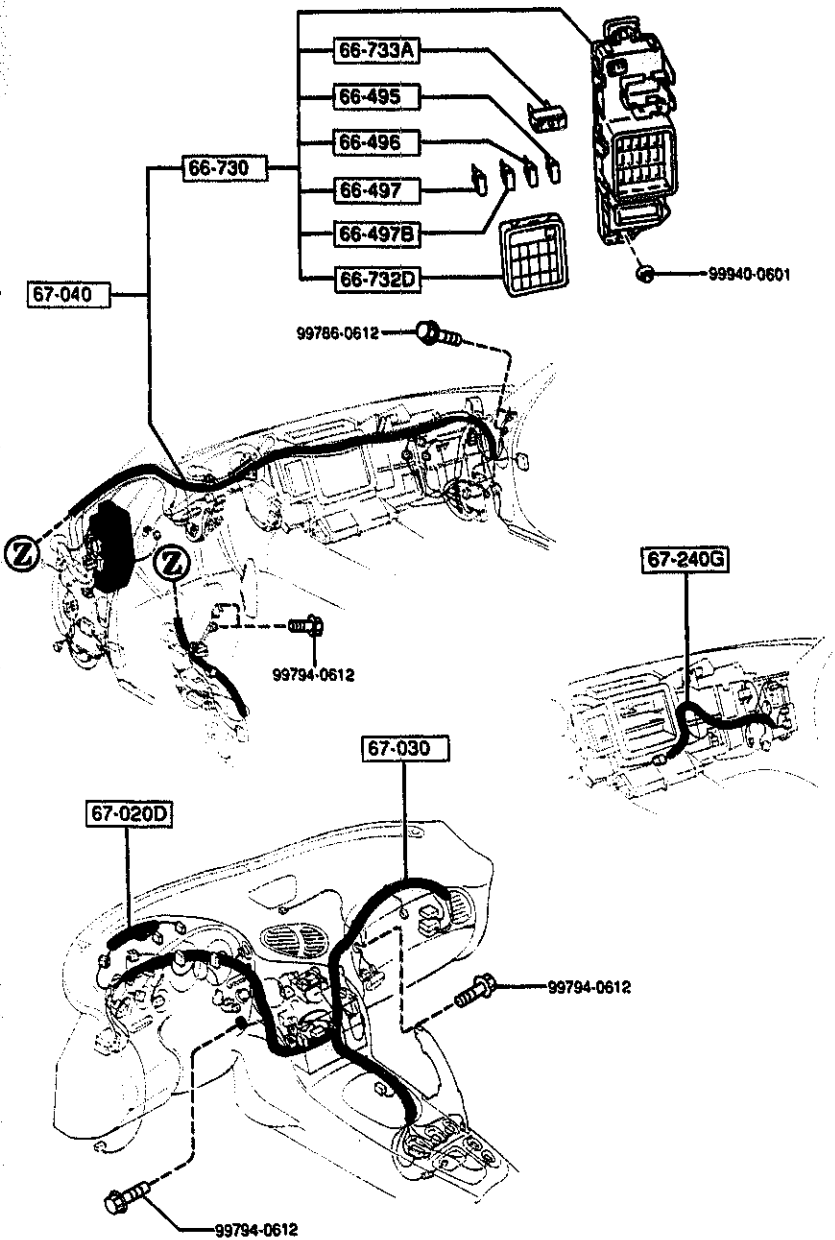
6702 WIRING HARNESSES(DASHBOARD)



PART NO.	QTY	MODEL/RESTRICTION	MODEL/RESTRICTION	MODEL/RESTRICTION	FROM-TO
66-495		FUSE(10A)			
99705-1110	5				
66-496		FUSE(15A)			
99705-1115	7				
66-497		FUSE(20A)			
99705-1120	4				
66-497B		FUSE(30A)			
99705-1130	1				
66-730		BLOCK,FUSE			
FD01-66-730A	1				
66-732D		COVER,FUSE BLOCK			
FD01-66-731A	1				
66-733A		BREAKER			
H001-66-733	1				
67-020D		HARNESS, INST.			
FD01-67-032A	1				
67-030		HARNESS, INSTRUMENT			
FD01-67-030D	1				-2501
A (FD01-67-030F)					
FD02-67-030D	1				-2501
A (FD02-67-030F)					
FD04-67-030D	1				-2501
A (FD04-67-030F)					
FD05-67-030D	1				-2501
A (FD05-67-030F)					
FD01-67-030F	1	((W/O SUN-RF))>(MT)			2501-
FD02-67-030F	1	((W/O SUN-RF))>(AT)			2501-
FD04-67-030F	1	((SUNROOF))>(MT)			2501-
FD05-67-030F	1	((SUNROOF))>(AT)			2501-
67-040		HARNESS,DASHBOARD			
FD01-67-040E	1				-2401
A (FD01-67-040F)					

2401 FDSMXX-204313
2501 FDSMXX-203709

6702 WIRING HARNESSSES(DASHBOARD)



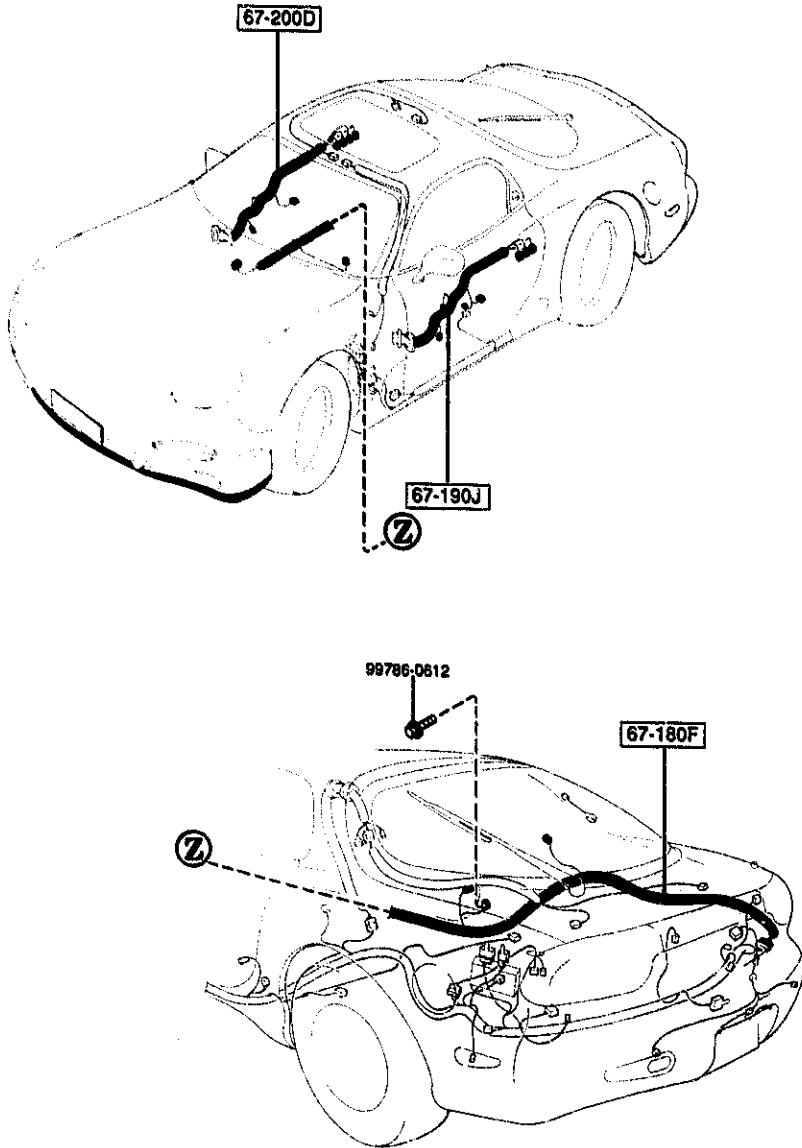
6702 -2 M WIRING HARNESSSES(DASHBOARD)

PART NO.	QTY	MODEL/RESTRICTION	MODEL/RESTRICTION	MODEL/RESTRICTION	FROM-TO
CONT'D					
FD02-67-040E	1				-2401
A (FD02-67-040F)					
FD04-67-040E	1				-2401
A (FD04-67-040F)					
FD05-67-040E	1				-2401
A (FD05-67-040F)					
FD01-67-040F	1	<<W/O SUN-RF>>(MT)			2401-
FD02-67-040F	1	<<W/O SUN-RF>>(AT)			2401-
FD04-67-040F	1	<<SUNROOF>>(MT)			2401-
FD05-67-040F	1	<<SUNROOF>>(AT)			2401-
		┌-----┐			
		67-240G			
		└-----┘			
FD01-67-240E	1	HARNESS, LOGICAL CONTROL			

2401 FD3MM-204313

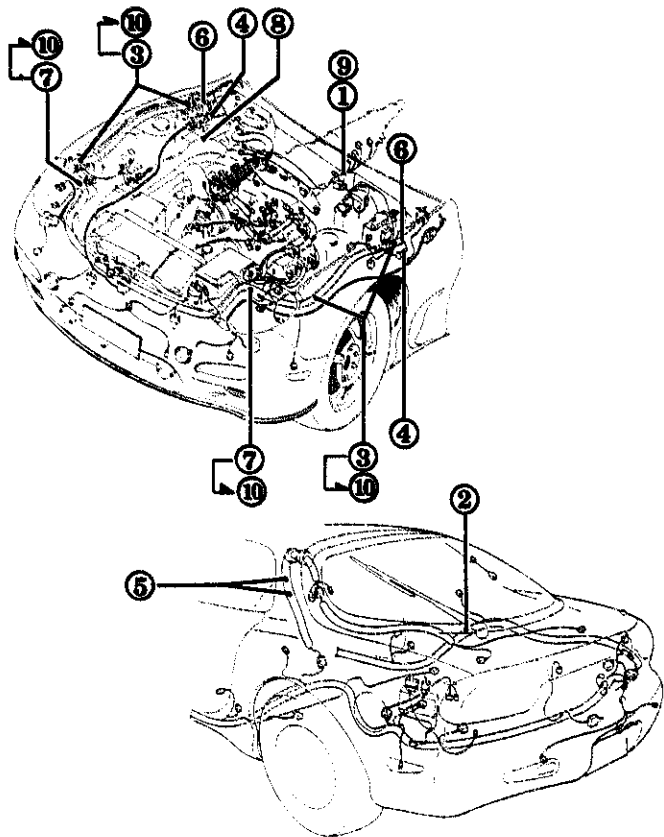
6703 -1 M WIRING HARNESES(DOOR,FLOOR/CEILING)

6703 WIRING HARNESES(DOOR,FLOOR/CEILING)



PART NO.	QTY	MODEL/RESTRICTION	MODEL/RESTRICTION	MODEL/RESTRICTION	FROM-TO
67-180F		WIRING,FLOOR			
FD04-67-180D	1				
67-190J		HARNESS,DOOR-DRIVER SIDE			
FD01-67-190C AN(FD01-67-190D)	1				-2201
FD04-67-190C AN(FD04-67-190D)	1				-2201
FD04-67-190D	1	(SUNROOF)			2201-
FD01-67-190D	1	(W/O SUN-RF)			2201-3410
FD01-67-190E	1	(W/O SUN-RF)			3410-
67-200D		HARNESS,DOOR-PASSENGER SIDE			
FD01-67-200C AN(FD01-67-200D)	1				-2201
FD04-67-200C AN(FD04-67-200D)	1				-2201
FD01-67-200D	1	(W/O SUN-RF)			2201-
FD04-67-200D	1	(SUNROOF)			2201-

2201 FD3MM-201428
3410 FD3MM-210662



⑦ 18-141	⑧ 45-961B	⑨ 67-013A (NO.1)	⑩ 67-CC1 (NO.2)		
① 66-941A	② 67-CC1 (NO.1)	③ 67-013A (NO.2)	④ 67-013D	⑤ 67-191A	⑥ 67-CT1

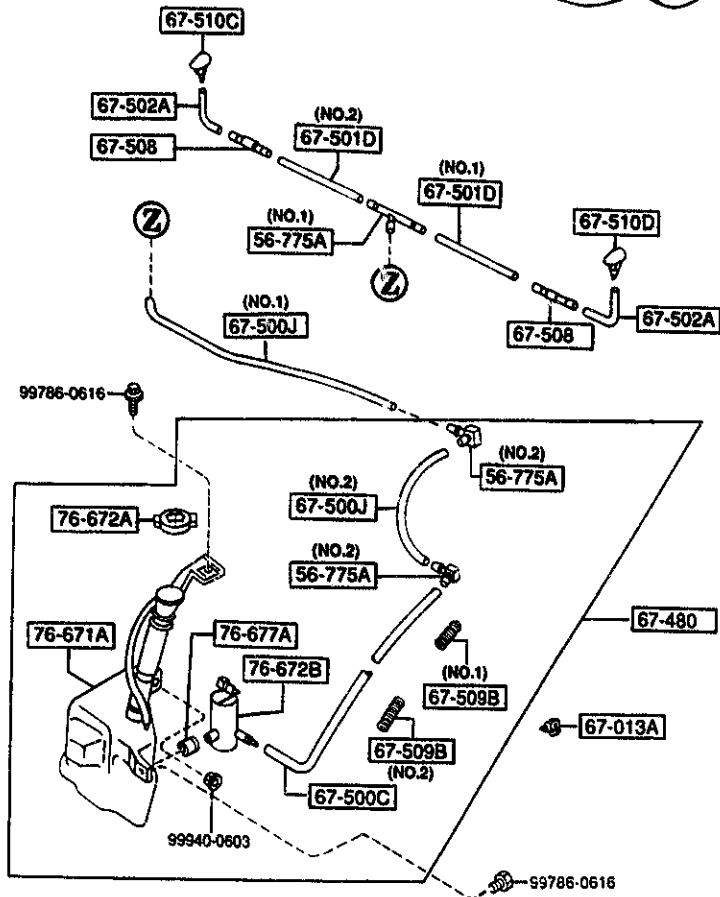

AUFA04

PART NO.	QTY	MODEL/RESTRICTION	MODEL/RESTRICTION	MODEL/RESTRICTION	FROM-TO
18-141		SUPPORTER			
JF03-18-141A	2				-2401
45-961B		CAP			
H002-45-961	1				
66-941A		CLIP			
FB01-66-945	1 (MT)				
67-CC1		CLIP, HARNESS			
F100-67-C41	1 (ILLUST. NO.1)				2401-
FD01-67-CC1	6 (ILLUST. NO.2)				
67-CT1		CLIP, HARNESS			
FD01-67-CD1	2				
67-013A		CLIP			
UB42-67-013	1 (ILLUST. NO.1) (AT)				-2401
B092-67-013A	4 (ILLUST. NO.2)				
67-013D		PROTECTOR, HARNESS			
FD01-67-P13	2				
67-191A		CLIP			
B467-67-CE1	2				

2401 FDSMKK-204313

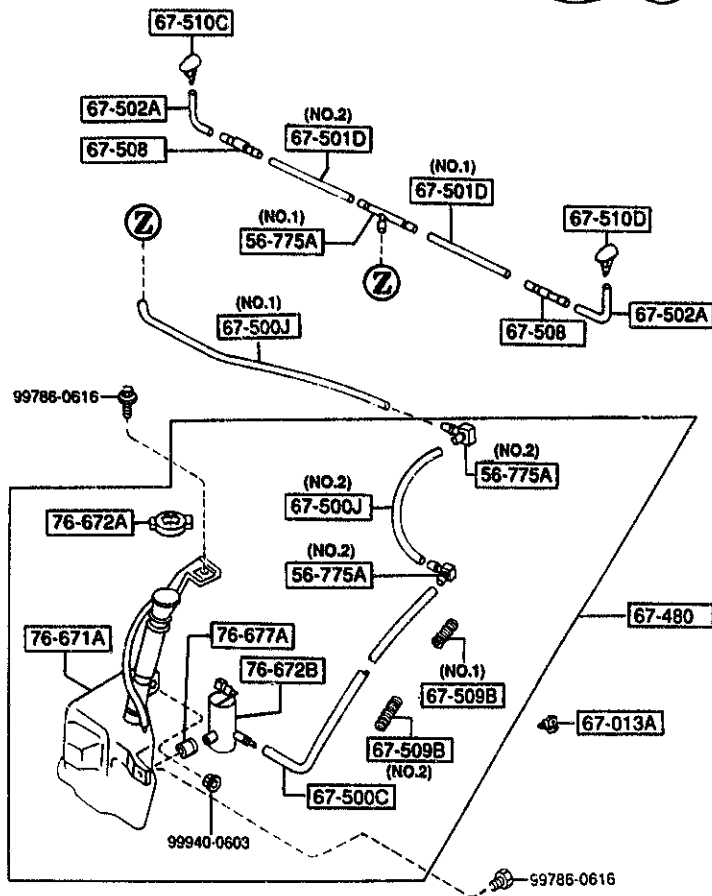

CAT. AUFA04-06

1994-09



PART NO.	QTY	MODEL/RESTRICTION	MODEL/RESTRICTION	MODEL/RESTRICTION	FROM-TO
56-775A		CLIP, WASHER HOSE			
D061-67-505	1	(ILLUST. NO.1)			
LA01-67-505B	2	(ILLUST. NO.2)			
67-013A		CLIP			
H045-67-013	1				
67-480		TANK, WASHER-FRONT			
FD01-67-480B	1				
67-500C		PIPE, SCREEN WASHER			
FD05-67-501	1				
67-500J		PIPE, SCREEN WASHER			
FD03-67-501	1	(ILLUST. NO.1)			
FD04-67-501A	1	(ILLUST. NO.2)			
67-501D		PIPE, WASHER-FRONT WITH PER			
FD01-67-501	1	(ILLUST. NO.1)			
FD02-67-501	1	(ILLUST. NO.2)			
67-502A		JOINT, HOSE			
FD01-67-502	2				
67-508		VALVE, CHECK			
FD01-67-508	2				
67-509B		TUBE, CORRUGATE			
FD01-67-509	1	(ILLUST. NO.1)			
FD02-67-509	1	(ILLUST. NO.2)			
67-510C		NOZZLE (R), WASHER			
FD02-67-510	1				
J9	EXT-	J9 COMPETITION YELLOW 0			
NU	EXT-	NT NU VINTAGE RED			
03	EXT-	GU M8 PX PZ SX UC 2A 3L 4G BLACK			
67-510D		NOZZLE (L), WASHER			

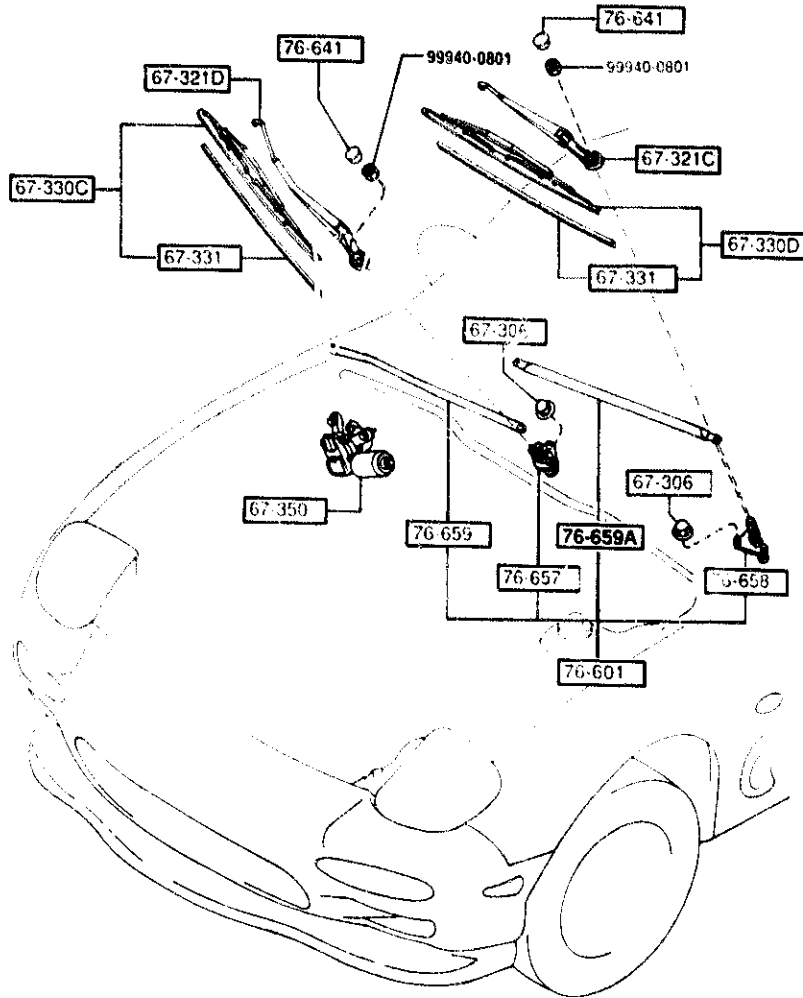
6720 WINDSHIELD WASHER



PART NO.	QTY	MODEL/RESTRICTION	MODEL/RESTRICTION	MODEL/RESTRICTION	FROM-TO
CONT'D					
FD01-67-510	1				
J9	EXT-	J9	COMPETITION YELLOW 0		
NU	EXT-	NT NU	VINTAGE RED		
03	EXT-	GU M8 PX PZ SX UC 2A	3L 4G BLACK		
76-671A		TANK, WASHER-RR WIPER			
FD01-67-481A	1				
76-672A		CAP, TANK			
FD01-67-483	1				
76-672B		PUMP, WASHER			
FD01-67-482	1				
76-677A		GROMMET, WASHER TANK			
S084-76-677	1				

6730 WINDSHIELD WIPERS

6730 -1 WINDSHIELD WIPERS

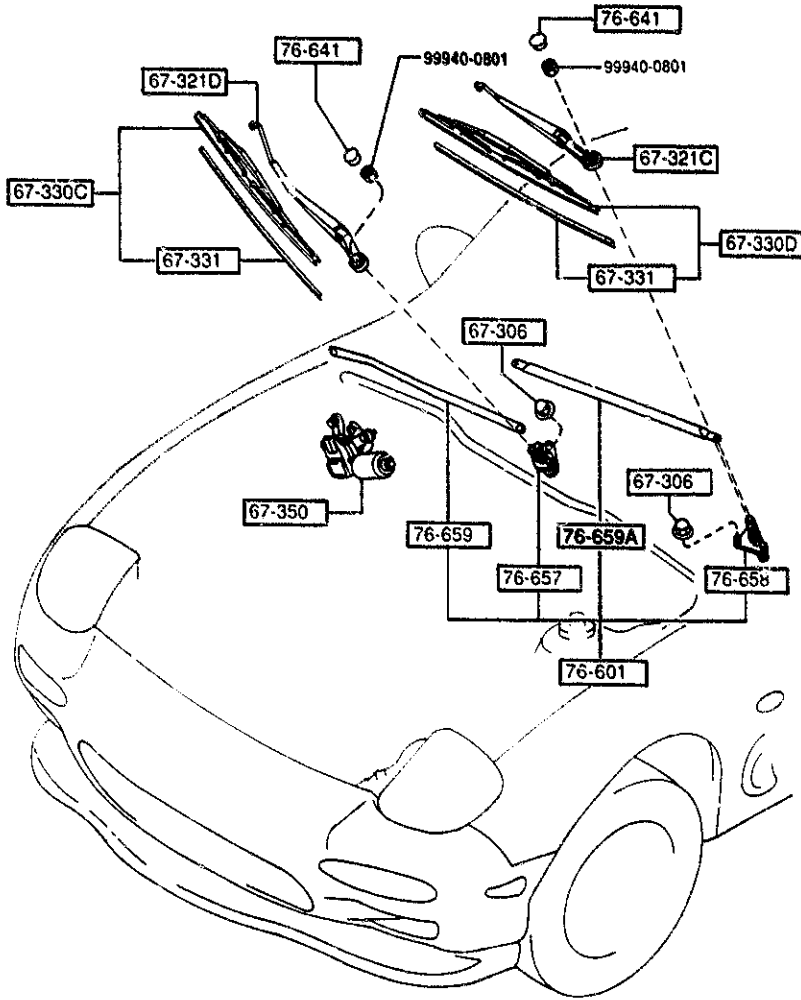


PART NO.	QTY	MODEL/RESTRICTION	MODEL/RESTRICTION	MODEL/RESTRICTION	FROM TO
67-306		NUT, WIPER LINK			
GJ21-67-306	5				
67-321C		ARM, WIPER-DRIVER SIDE			
FD01-67-321	1				
67-321D		ARM, WIPER-CO DRIVER SIDE			
FD02-67-321	1				
67-330C		BLADE (R), WIPER-FRONT			
HG31-67-330	1				-2923
A (GA7D-67-330)					
GA7D-67-330	1				2923-
67-330D		BLADE (L), WIPER-FRONT			
FD01-67-330	1				-2923
AN(FD01-67-330A)					
FD01-67-330A	1				2923-
67-331		RUBBER, BLADE-FRONT			
FD01-67-331	1				-2923
A (F100-67-331)					
LA02-67-331A	1				-2923
AN(CH381-67-331)					
F100-67-331	1	(FOR LEFT)			2923-
H381-67-331	1	(FOR RIGHT)			2923-
67-350		MOTOR, WIPER			
FD01-67-340	1	(STD)			
FD02-67-340	1	(COLD SPEC.)			
76-601		LINK, WIPER			
FD01-67-360	1	(STD)			
FD02-67-360	1	(COLD SPEC.)			
76-641		COVER, WIPER ARM-FRONT			
LA01-67-395A	2				
76-657		SHAFT, DRIVE NO.1			
FD01-67-363	1	(STD)			
FD02-67-363	1	(COLD SPEC.)			

2923 FD3MM-210505

6730 WINDSHIELD WIPERS

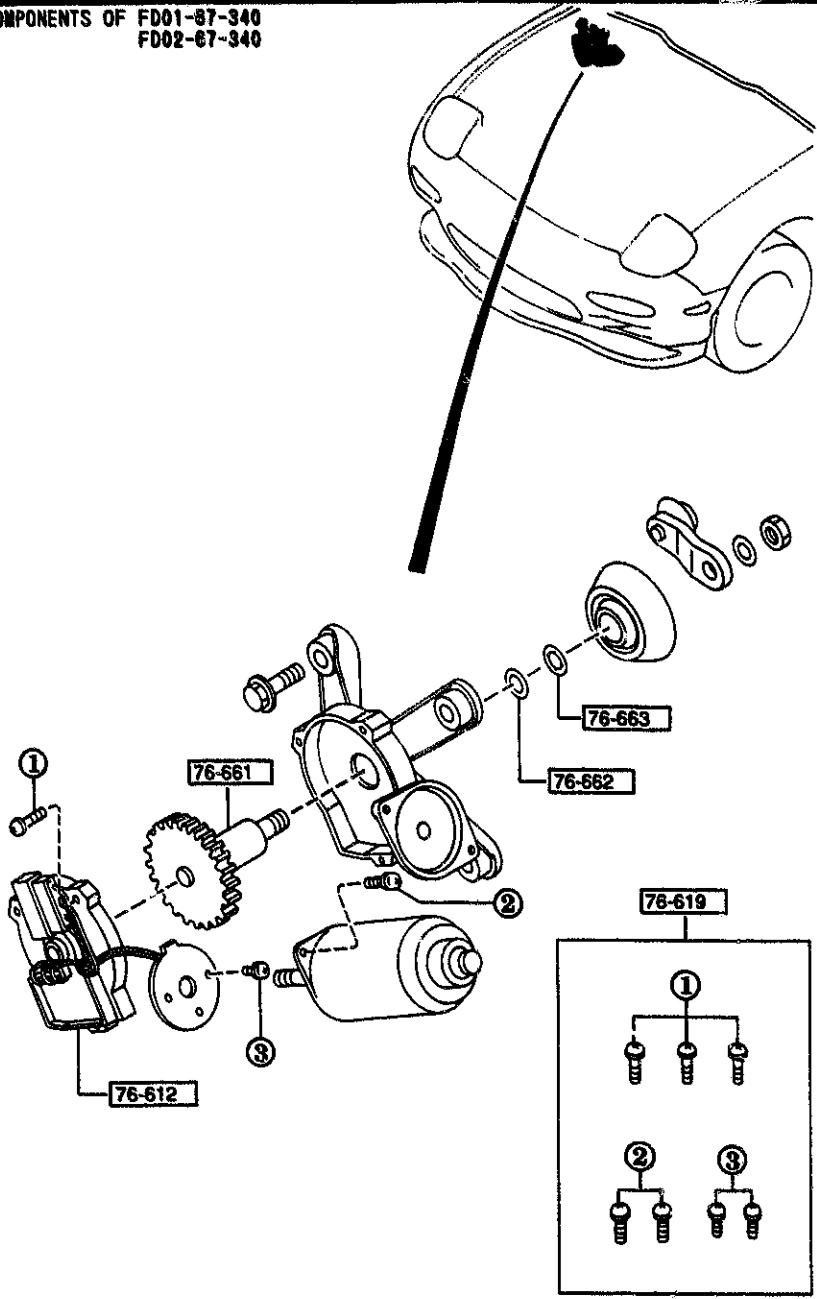
6730 -2 M WINDSHIELD WIPERS



PART NO.	QTY	MODEL/RESTRICTION	MODEL/RESTRICTION	MODEL/RESTRICTION	FROM-TO
76-658		SHAFT,DRIVE NO.2			
FD01-67-364	1	(STD)			
FD02-67-364	1	(COLD SPEC.)			
76-659		ARM NO.1, LINK			
FD01-67-361	1				
76-659A		ARM NO.2, LINK			
FD01-67-362	1				

6740 WIPER MOTOR COMPONENTS(FRONT)

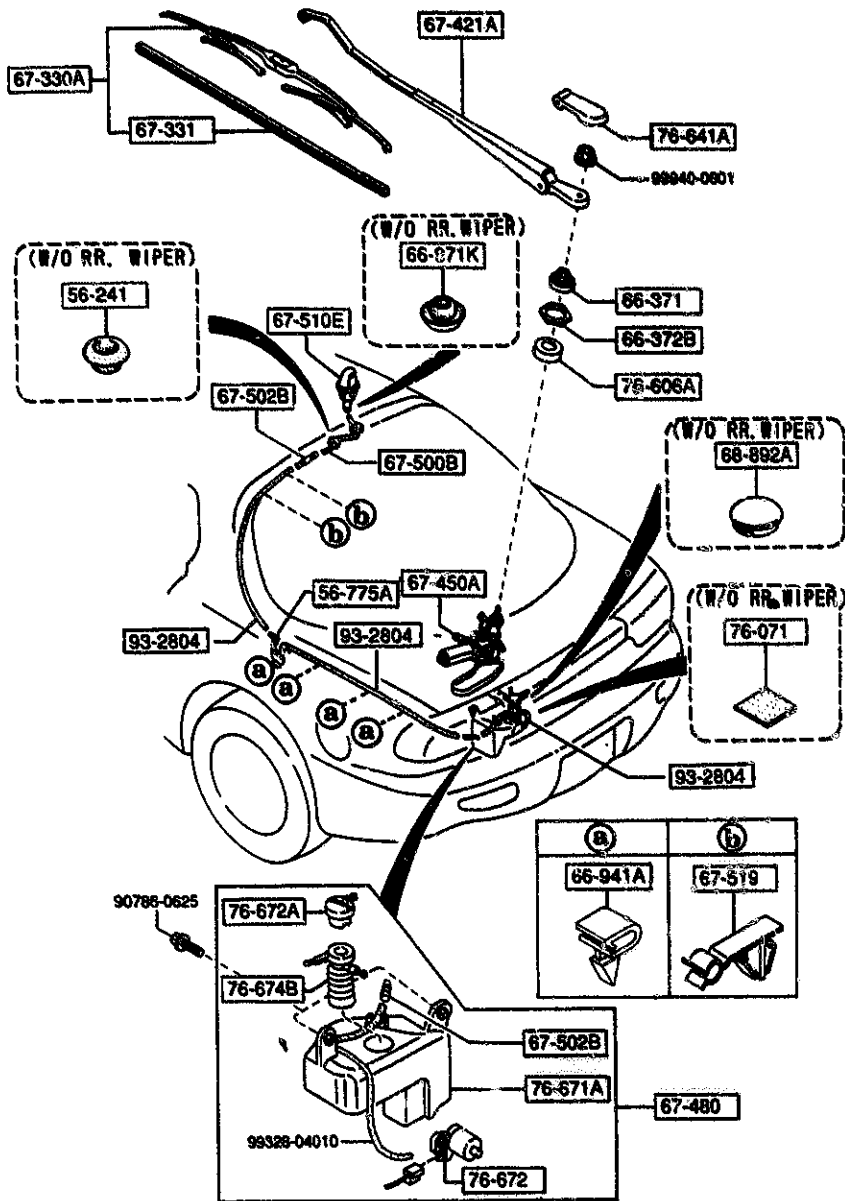
COMPONENTS OF FD01-87-340
FD02-67-340



6740 -1 * WIPER MOTOR COMPONENTS(FRONT)

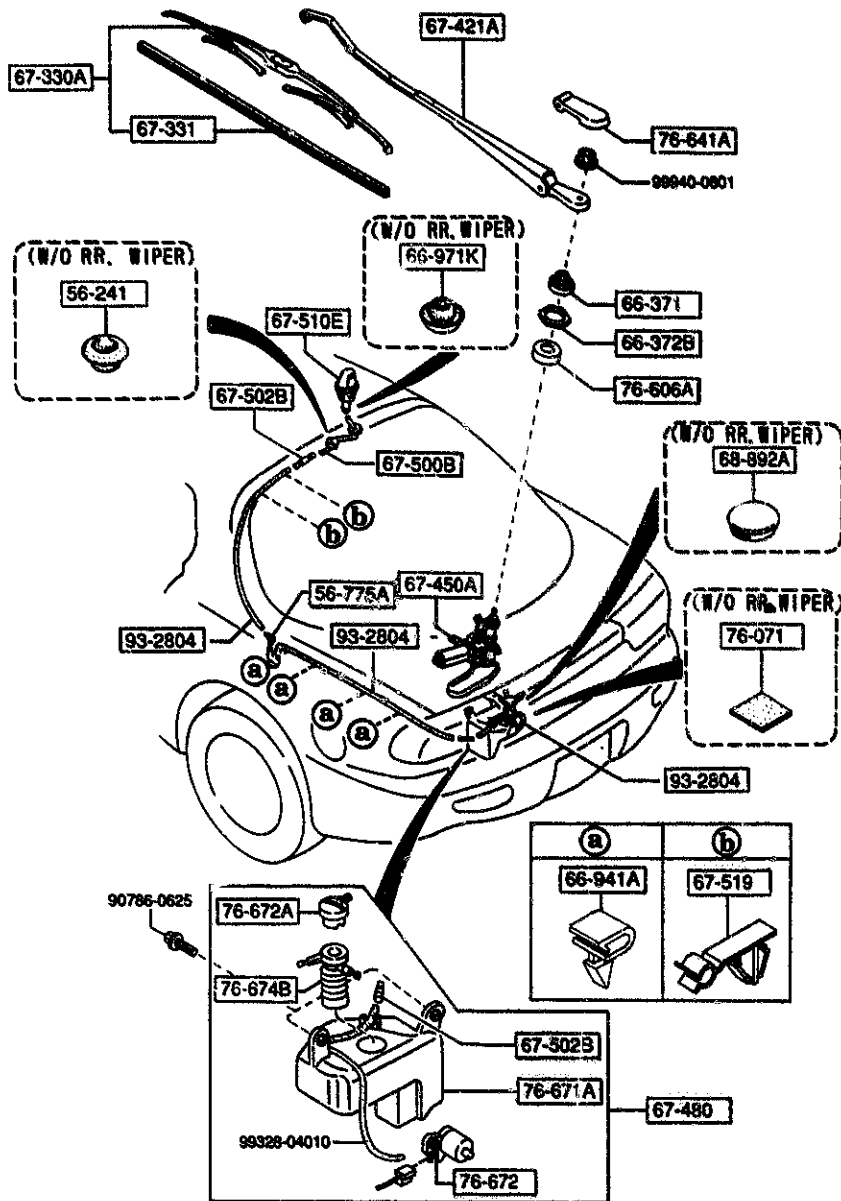
PART NO.	QTY	MODEL/RESTRICTION	MODEL/RESTRICTION	MODEL/RESTRICTION	FROM-TO
76-612		PLATE, HOLDER-BRUSH			
FD01-67-351	1	(STD)			
FD02-67-351	1	(COLD SPEC.)			
76-619		PARTS SET			
H043-76-619A	1				
76-661		GEAR, SHAFT			
FD01-67-354	1				
76-662		WASHER			
B094-76-662	1				
76-663		WASHER, TOOTHED			
B094-76-663	1				

6750 WINDOW WIPER & WASHER (REAR)



PART NO.	QTY	MODEL/RESTRICTION	MODEL/RESTRICTION	MODEL/RESTRICTION	FROM-TO
56-241		PLUG, DRAIN			
0116-56-241	1	(W/O RR. WIPER)			
56-775A		CLIP, WASHER HOSE			
LA01-67-505B	1				
66-371		CAP, SEAL			
FD01-67-366	1				
66-372B		NUT			
8093-76-609	1				
66-941A		CLIP			
GB08-66-941	4				
66-971K		GROMMET			
0222-66-971	1	(W/O RR. WIPER)			
67-330A		BLADE, WIPER-REAR			
FD03-67-330	1				
67-331		RUBBER, BLADE-FRONT			
B461-67-331	1				
67-422A		ARM, WIPER			
FD01-67-421	1				
67-450A		MOTOR			
FD01-67-450A	1				
67-480		TANK, WASHER-FRONT			
FD02-67-480	1				
67-500B		PIPE, REAR WASHER-PIPE			
FD04-67-500	1				
67-502B		JOINT, NOSE			
4116-67-502	2				
67-510E		NOZZLE, WASHER			
FD03-67-510	1				

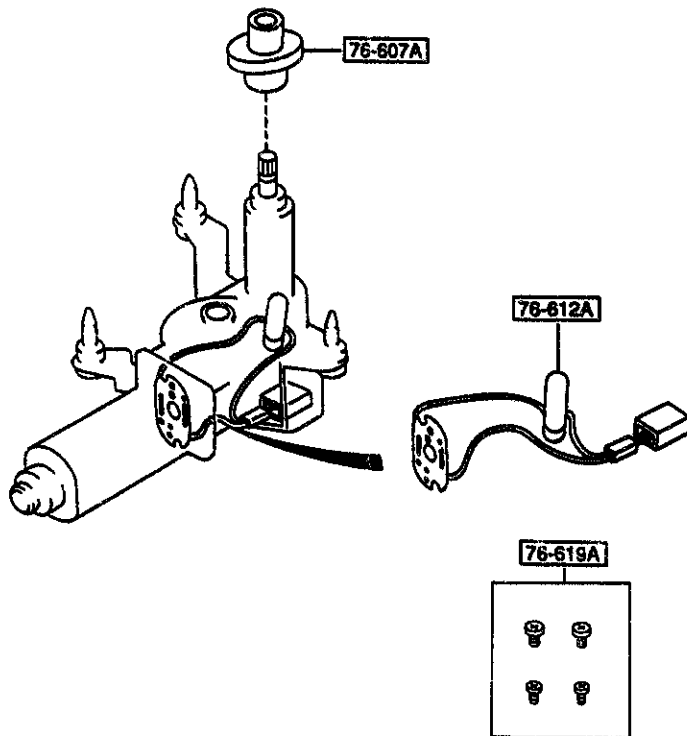

6750 WINDOW WIPER & WASHER (REAR)



PART NO.	QTY	MODEL/RESTRICTION	MODEL/RESTRICTION	MODEL/RESTRICTION	FROM-TO
67-519		CLIP, PIPE			
B499-67-519	2				
68-892A		COVER, HOLE-RR WIPER			
FD01-67-492	1	(W/O RR. WIPER)			
76-071		SILENCER, FLOOR			
0208-76-071	1	30CMX30CM (W/O RR. WIPER)			
76-606A		BUSH, OUTER			
FD01-67-407	1				
76-641A		COVER, WIPER ARM-REAR			
B093-76-641	1				
76-671A		TANK, WASHER-RR WIPER			
FD02-67-481	1				
76-672		PUMP, WASHER			
FD02-67-482	1				
76-672A		CAP, TANK			
FD02-67-483	1				
76-674B		FANNEL			
FD02-67-484	1				
93-2804		PIPE, VINYL			
99328-04010	1	L=1.0M			

6760 -1 M WINDOW WIPER MOTOR COMPONENTS (REAR)

6760 WINDOW WIPER MOTOR COMPONENTS (REAR)
 COMPONENTS OF FD01-67-450A

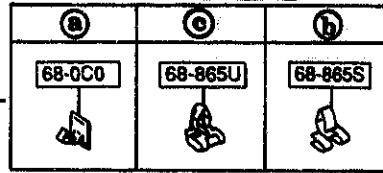
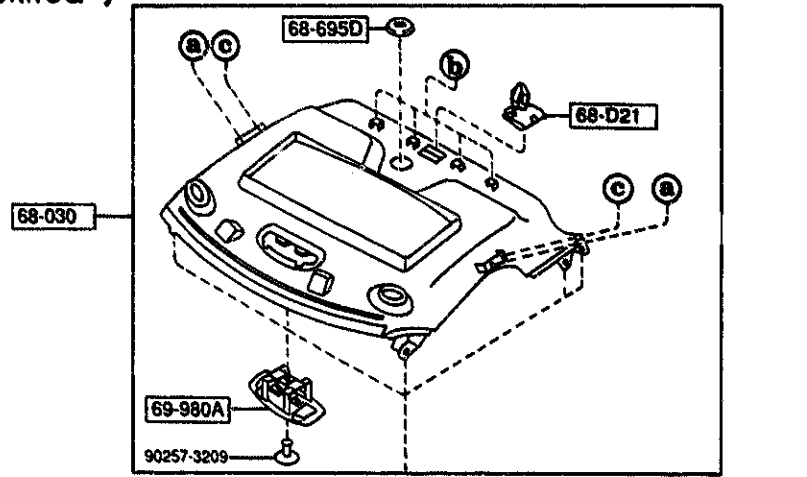


PART NO.	QTY	MODEL/RESTRICTION	MODEL/RESTRICTION	MODEL/RESTRICTION	FROM-10
76-607A FD01-67-402	1	BUSH, INNER			
76-612A FD01-67-451	1	PLATE, HOLDER-BRUSH			
76-619A B002-76-619A	1	PARTS SET			

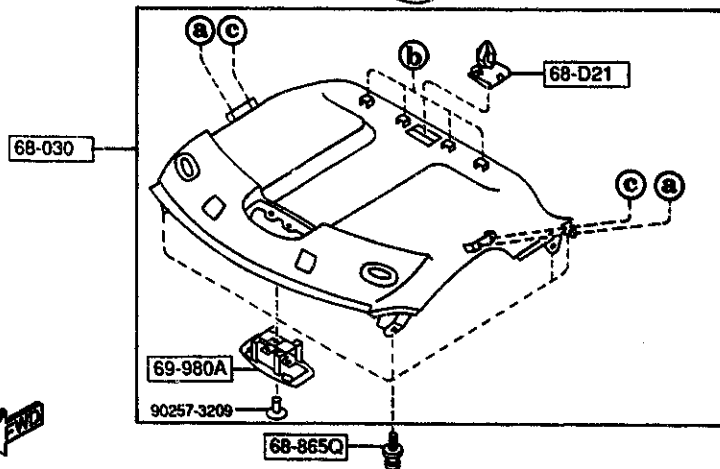
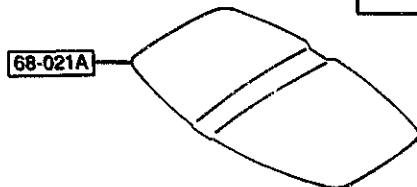
6800 -1 CEILING TRIMS

6800 CEILING TRIMS

(SUNROOF)



(W/O SUN-RF)



PART NO.	QTY	MODEL/RESTRICTION	MODEL/RESTRICTION	MODEL/RESTRICTION	FROM-TO
68-D21		CLIP, TRIM			
GA2A-68-D21	1				
68-0C0		CLIP, TOP CEILING			
M001-68-0C0A	2				
68-021A		INSULATOR, ROOF			
FD01-68-021	1	(W/O SUN-RF)			
68-030		CEILING, TOP			
FD01-68-030B	1	(SUNROOF)			-2201
02	INT-	FE2 BLACK			
17	INT-	FE4 RED			
33	INT-	FE3 TAN			
FD03-68-030B	1	(W/O SUN-RF)			-2201
02	INT-	FE2 BLACK			
17	INT-	FE4 RED			
33	INT-	FE3 TAN			
FD01-68-030C	1	(SUNROOF)			2201-
02	INT-	FE2 BLACK			
17	INT-	FE4 RED			
33	INT-	FE3 TAN			
FD03-68-030C	1	(W/O SUN-RF)			2201-
02	INT-	FE2 BLACK			
17	INT-	FE4 RED			
33	INT-	FE3 TAN			
68-695D		COVER, HOLE-BELT			
GM09-68-049	1	(SUNROOF)			
02	INT-	FE2 BLACK			
17	INT-	FE4 RED			
33	INT-	FE3 TAN			
68-865Q		FASTENER			
GJ21-68-885B	6				
00	INT-	FE2 FE3 FE4 BLACK			
02	INT-	FE2 BLACK			
2201 FD3MMK-201428					



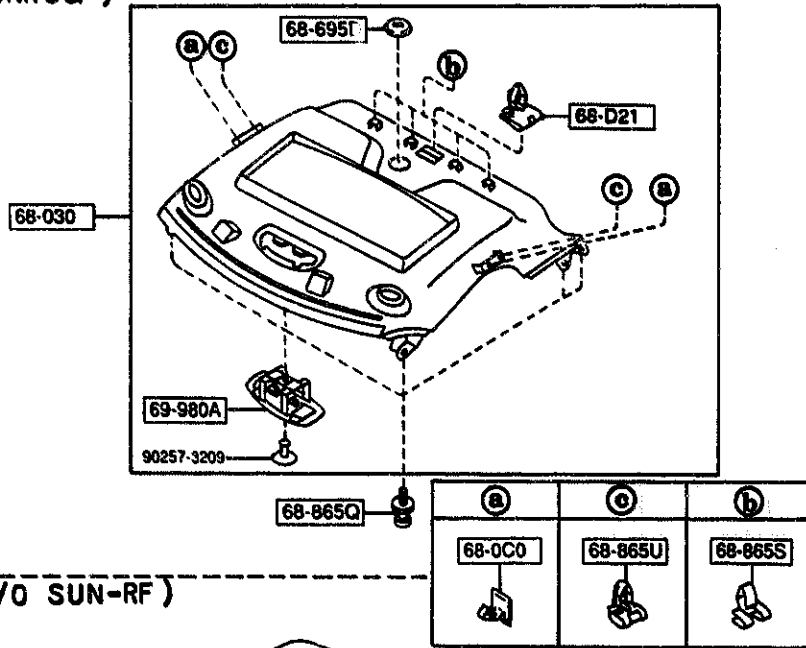
AUFA04

CAT. AUFA04-06

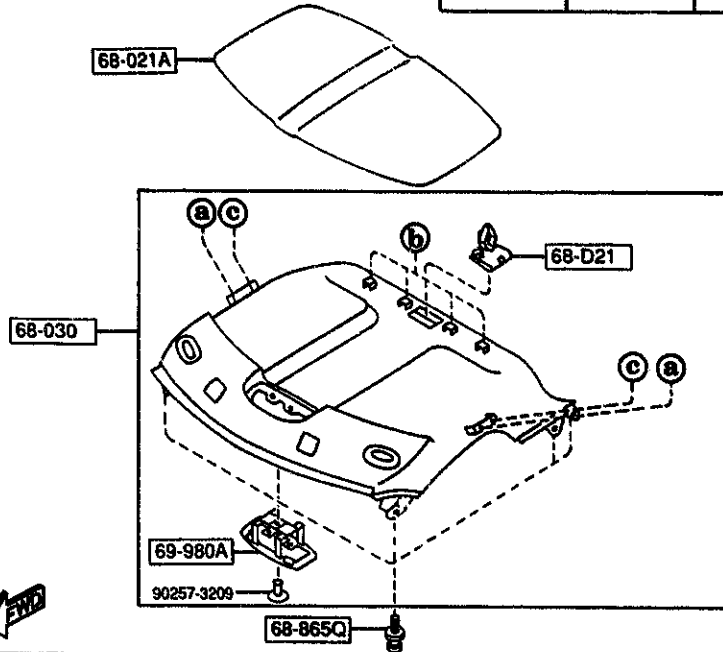
1994-09

6800 CEILING TRIMS

(SUNROOF)



(W/O SUN-RF)



PART NO.	QTY	MODEL/RESTRICTION	MODEL/RESTRICTION	MODEL/RESTRICTION	FROM-TO
CONT'D					
17	INT-	FE4 RED			
33	INT-	FES TAN			
68-865S		CLIP, TRIM			
GJ12-68-865	4				
68-865U		CLIP, TRIM			
GJ21-68-865	2				
69-980A		BRACKET, OVERHEAD CONSOLE			
FD01-69-98X	1				




AUFA04

CAT. AUFA04-06

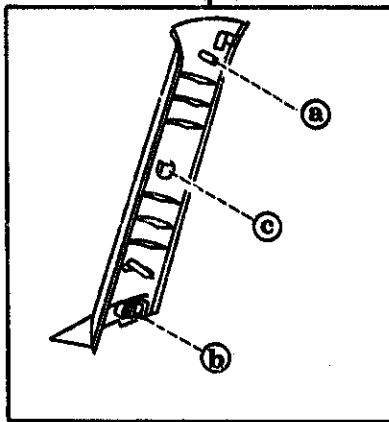
1994-09

6820 PILLAR TRIMS

6820 -1 M PILLAR TRIMS



68-160
68-160Z


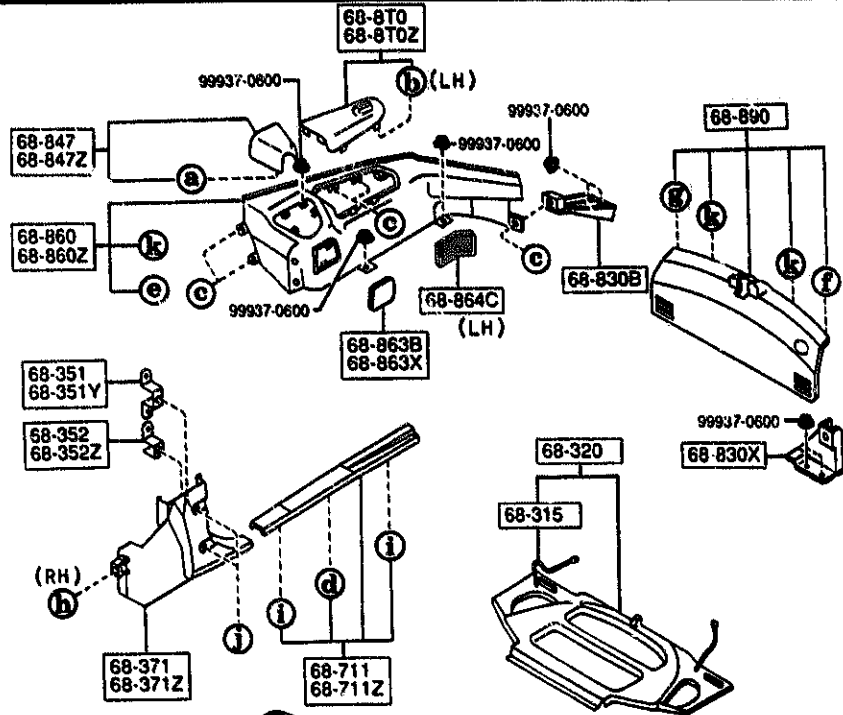


a	b	c
68-D21	68-218B	68-865S

PART NO.	QTY	MODEL/RESTRICTION	MODEL/RESTRICTION	MODEL/RESTRICTION	FROM-TO
68-D21 FD01-68-D21	2	CLIP, TRIM			
68-160 FD01-68-160E	1	TRIM(R), 'A'PILLAR			
02	INT-	FE2 FE3 FE4 BLACK			
68-160Z FD01-68-170E	1	TRIM(L), 'A'PILLAR			
02	INT-	FE2 FE3 FE4 BLACK			
68-218B FD01-68-165	2	SPRING, TRIM			
68-865S GJ12-68-865	2	CLIP, TRIM			

6840 -1 TRIMS & SCUFF PLATES


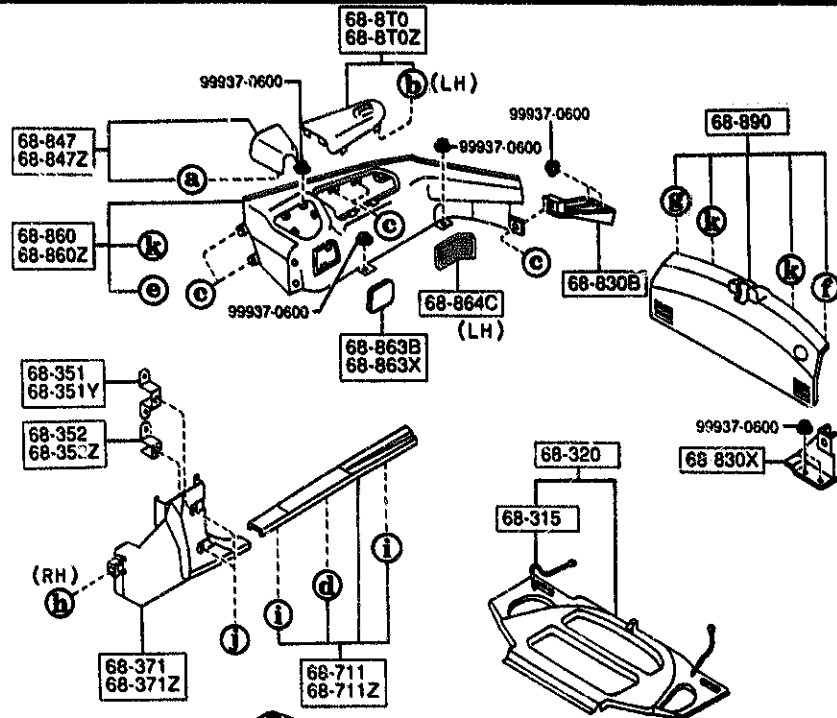
6840 TRIMS & SCUFF PLATES



a	b	c	d	e	f
64-345C	68-AB1	68-AC3	68-AD3	68-AD4	68-D21
g	h	i	j	k	
68-172H	68-353	68-712D	68-865Q	68-865S	

PART NO.	QTY	MODEL/RESTRICTION	MODEL/RESTRICTION	MODEL/RESTRICTION	FROM-TO
64-345C		SPRING, UPPER PLATE			
H260-64-345	6				
68-AB1		FASTENER			
FD01-68-AB1A	1				-2301
FD01-68-AB1B	1				2301-
68-AC3		FASTENER			
B467-68-AC3	10				
02	INT-	FE2 FE3 FE4 BLACK			
68-AD3		CLIP, SCUFF PLATE			
H380-68-AD3	2				
68-AD4		GROMMET, SCUFF PLATE			
FD01-68-AD4A	2				-2301
FD01-68-AD4B	2				2301-
68-D21		CLIP, TRIM			
LA10-68-D21	1				
68-172H		FASTENER, CTR. P/UPP.			
B100-68-215A	1				
68-315		STRAP			
EA01-68-315	2	(SUNROOF)			
68-320		TRAY, REAR PACKAGE			
FD05-68-310C	1	(SUNROOF)			
02	INT-	FE2 FE3 FE4 BLACK			
68-351		BRKT, FRT SIDE TRIM			
FD01-68-351	1				
68-351Y		BRACKET(L), UPPER-F.S. SIDE			
FD01-68-356	1				
68-352		BRACKET(R), LOWER-F.S. SIDE			
FD01-68-352	1				

2301 FD3MM-202878



(a) 68-345C 	(b) 68-AB1 	(c) 68-AC3 	(d) 68-AD3 	(e) 68-AD4 	(f) 68-D21
(g) 68-172H 	(h) 68-353 	(i) 68-712D 	(j) 68-865Q 	(k) 68-865S 	

AUFA04

PART NO.	QTY	MODEL/RESTRICTION	MODEL/RESTRICTION	MODEL/RESTRICTION	FROM-TO
68-80Z		LID(L), TRUNK SIDE			
FD01-68-8V0A	1				-2301
02	INT-	FE2 FE3 FE4 BLACK			
FD01-68-8V0B	1				2301-
02	INT-	FE2 FE3 FE4 BLACK			
68-830B		BRACKET(R), TRUNK SIDE			
FD01-68-8H2	1				
68-830X		BRACKET(L), TRUNK SIDE			
FD01-68-8H7	1				
68-847		CAP(R), HOLE-TRUNK TRIM			
FD01-68-J50	1				-2109
02	INT-	FE2 FE3 FE4 BLACK			
FD01-68-J30A	1				2109-
02	INT-	FE2 FE3 FE4 BLACK			
68-847Z		CAP(L), HOLE-TRUNK TRIM			
FD01-68-J40	1				-2109
02	INT-	FE2 FE3 FE4 BLACK			
FD01-68-J40A	1				2109-
02	INT-	FE2 FE3 FE4 BLACK			
68-860		TRIM(R), TRUNK SIDE			
FD01-68-850C	1				-2301
02	INT-	FE2 FE3 FE4 BLACK			
FD01-68-850D	1				2301-
02	INT-	FE2 FE3 FE4 BLACK			
68-860Z		TRIM(L), TRUNK SIDE			
FD01-68-870C	1				-2123
02	INT-	FE2 FE3 FE4 BLACK			
FD01-68-870D	1				2123-2301
02	INT-	FE2 FE3 FE4 BLACK			
FD01-68-870E	1				2301-
02	INT-	FE2 FE3 FE4 BLACK			

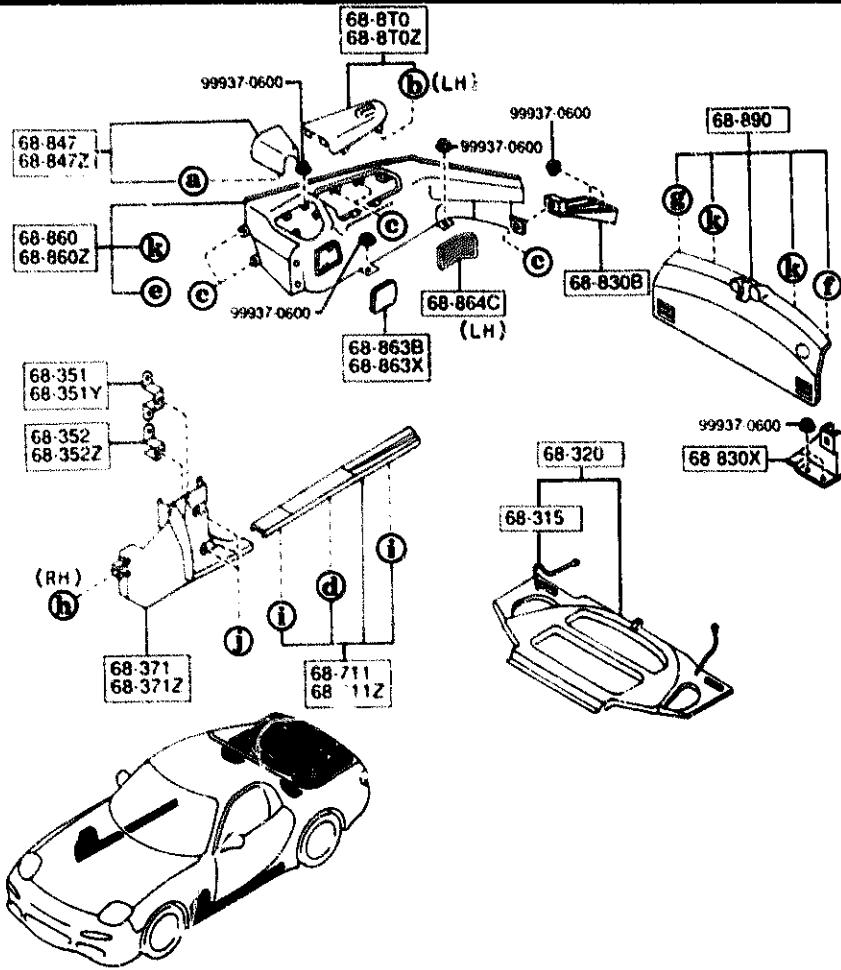
2109 FD3MM-200409
 2123 FD3MM-201017
 2301 FD3MM-202678

CAT. AUFA04-06

1994-09

6840 TRIMS & SCUFF PLATES

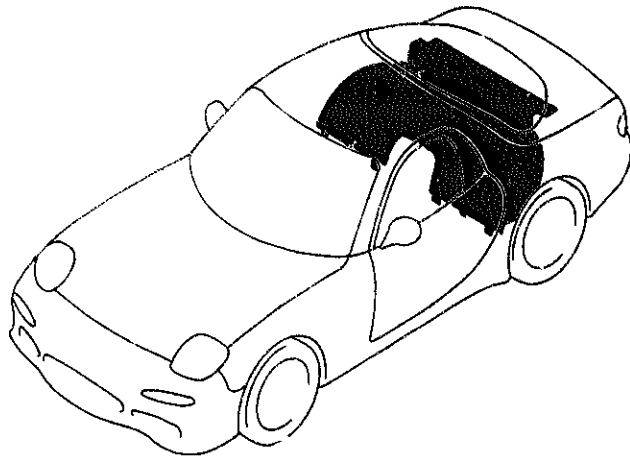
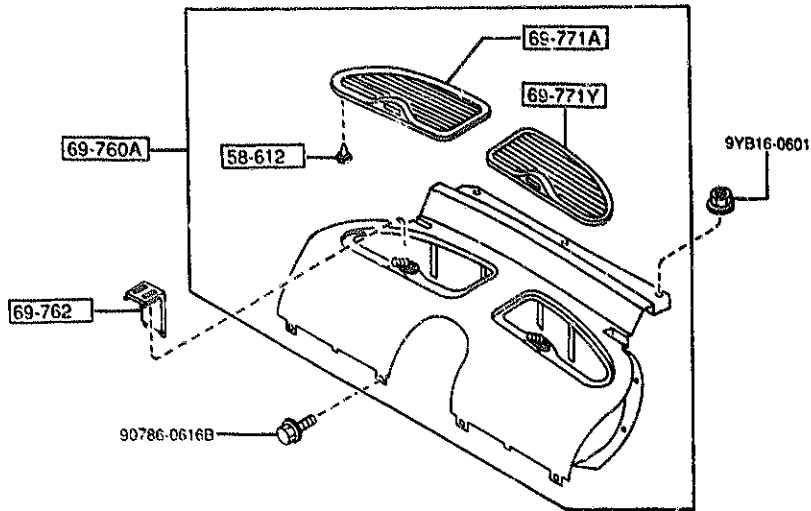
6840 -4 M TRIMS & SCUFF PLATES



a 64-345C 	b 68-AB1 	c 68-AC3 	d 68-AD3 	e 68-AD4 	f 68-D21
g 68-172H 	h 68-353 	i 68-712D 	j 68-865Q 	k 68-865S 	

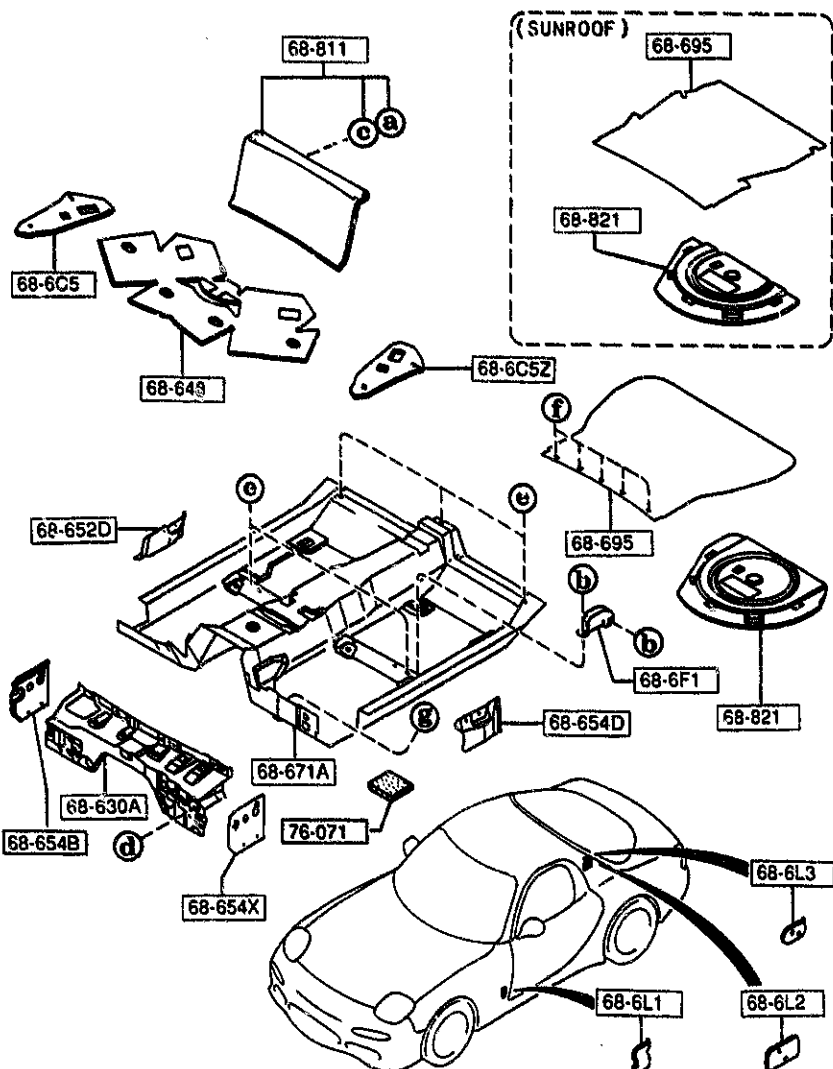
PART NO.	QTY	MODEL/RESTRICTION	MODEL/RESTRICTION	MODEL/RESTRICTION	FROM TO
68-863B		COVER(R), TRUNK SIDE			
FD01-68-857	1				
02	INT-	FE2 FE3 FE4 BLACK			
68-863X		COVER(L), TRUNK SIDE			
FD01-68-877	1				
02	INT-	FE2 FE3 FE4 BLACK			
68-864C		GRILLE, EXTRACT. - T.S. TRIM			
FD01-68-J5Y	1				-2C01
02	INT-	FE2 FE3 FE4 BLACK			
FD09-68-J5Y	1				2C01-
02	INT-	FE2 FE3 FE4 BLACK			
68-8650		FASTENER			
GJ21-68-885B	4				
00	INT-	FE2 FE3 FE4 BLACK			
02	INT-	FE2 BLACK			
17	INT-	FE4 RED			
33	INT-	FE3 TAN			
68-865S		CLIP, TRIM			
GJ12-68-865	4				
68-890		TRIM, TRUNK END			
FDJ1-68-89X	1				
02	INT-	FE2 FE3 FE4 BLACK			

2C01 FD3MM-210514



PART NO.	QTY	MODEL/RESTRICTION	MODEL/RESTRICTION	MODEL/RESTRICTION	FROM-TO
58-612		CUSHION, RUBBER			
M0259-58-612	18				
69-760A		BOX, STORAGE			
FD01-69-760B	1				-2803
02	INT-	FE2 BLACK			
17	INT-	FE4 RED			
33	INT-	FE3 TAN			
FD01-69-760C	1				2803-
02	INT-	FE2 BLACK			
17	INT-	FE4 RED			
33	INT-	FE3 TAN			
69-762		PLATE, LOCK			
FD01-69-768	1				-2401
02	INT-	FE2 BLACK			
17	INT-	FE4 RED			
33	INT-	FE3 TAN			
FD01-69-768A	1				2401-
02	INT-	FE2 BLACK			
17	INT-	FE4 RED			
33	INT-	FE3 TAN			
69-771A		LID(R), OUTER-STRAGE BOX			
*FD01-69-771A	1				
* 02	INT-	FE2 BLACK			
* 17	INT-	FE4 RED			
* 33	INT-	FE3 TAN			
69-771Y		LID(L), OUTER-STRAGE BOX			
*FD01-69-781	1				
* 02	INT-	FE2 BLACK			
* 17	INT-	FE4 RED			
* 33	INT-	FE3 TAN			

2401 FD3***-204313
2803 FD3***-209998

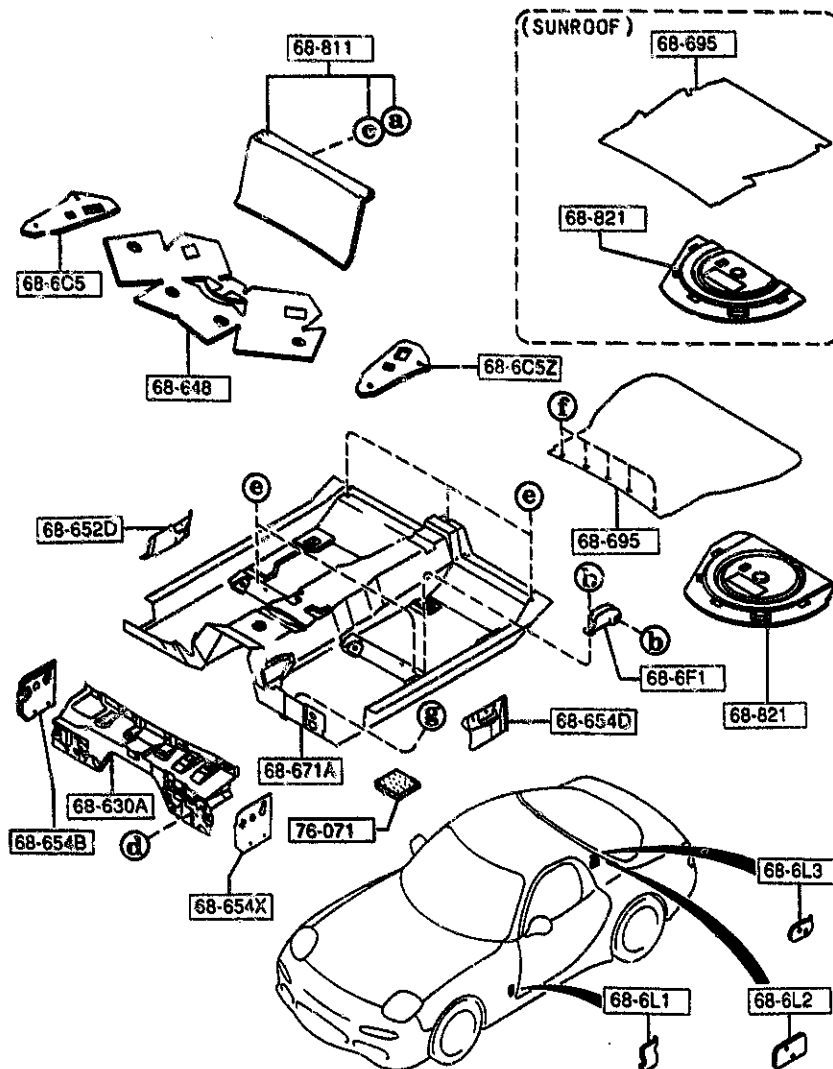


a	b	c	d	e	f	g
68-018B	68-172A 68-675	68-213 89868-0410B	68-615B	68-865A	68-865C 68-865	69-885C

PART NO.	QTY	MODEL/RESTRICTION	MODEL/RESTRICTION	MODEL/RESTRICTION	FROM-TO
68-018B		CAP			
FB01-68-151	14				-3720
02	INT-	FE2 FE3 FE4 BLACK			
68-172A		FASTENER			
B101-68-252	2				-2401
00	INT-	FE2 FE4 BLACK			
33	INT-	FE3 TAN			
68-213		SCREW, TAPPING			
G030-68-213B	14				
68-6C5		PAD(R), TIRE HOUSE			
FD01-68-644A	1				
68-6C5Z		PAD(L), TIRE HOUSE			
FD01-68-649A	1				
68-6F1		BEZZEL, OPENER LEVER			
FD01-68-6F6A	1				
02	INT-	FE2 FE4 BLACK			
33	INT-	FE3 TAN			
68-6L1		COVER 'A', HOLE			
FD01-68-6L1A	2				
68-6L2		COVER 'B', HOLE			
FD01-68-6L2A	2				
68-6L3		COVER 'C', HOLE			
FD01-68-6L3A	2				
68-615B		NUT, FLANGE-CAP			
B100-68-615	9				
68-630A		INSULATOR, DASHBOARD			
FD01-68-63XD	1	(W/O SUN-RF)			-3701
A (FD01-68-63XE)					
FD05-68-63XD	1	(SUNROOF)			-3701
A (FD05-68-63XE)					
2401 FD3MXX-204313					

6860 FLOOR MATS & PADS

6860 -2 FLOOR MATS & PADS



a	b	c	d	e	f	g
68-018B	68-172A 68-675	68-213 99868-0410B	68-615B	68-865A	68-865C 68-865	69-885C

AUFA04

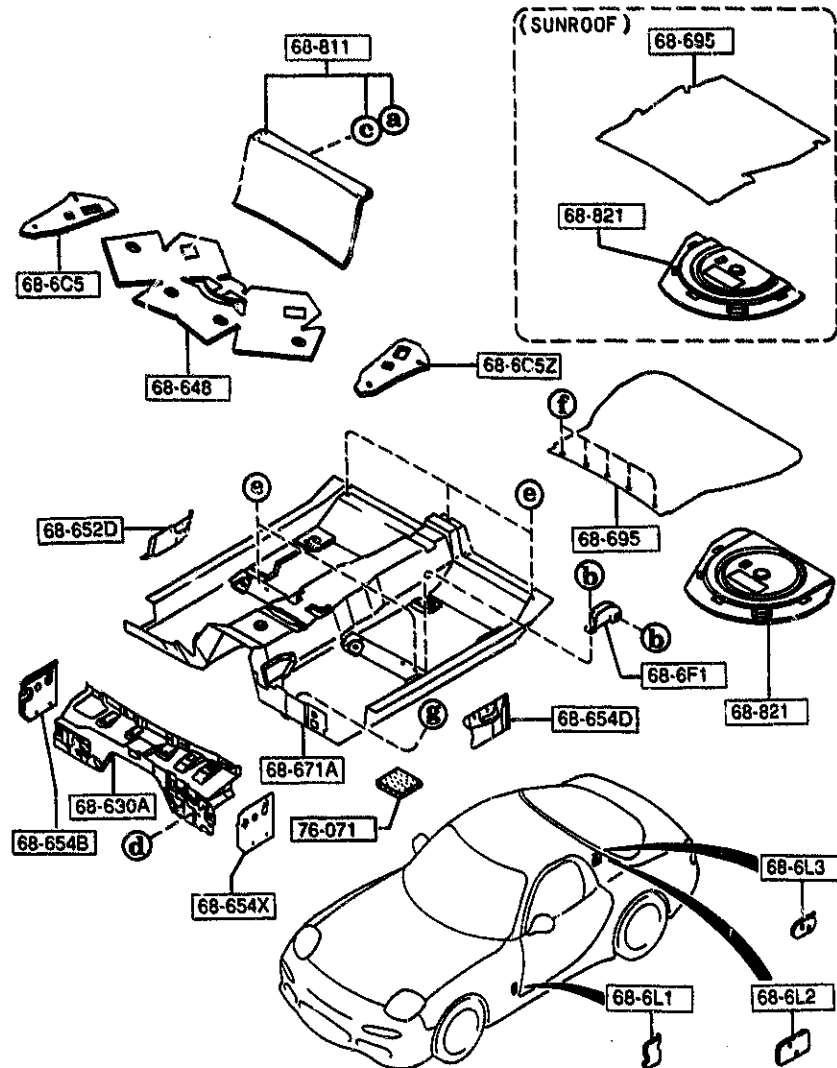
PART NO.	QTY	MODEL/RESTRICTION	MODEL/RESTRICTION	MODEL/RESTRICTION	FROM-TO
CONT'D					
MFD01-68-63XE	1	(W/O SUN-RF)			3701-
MFD05-68-43XE	1	(SUNROOF)			3701-
68-648		PAD, REAR SEAT			
FD01-68-648	1	(W/O SUN-RF)			
FD05-68-648	1	(SUNROOF)			
68-652D		INSULATOR(R), F. FLOOR			
FD01-68-6N6	1				
68-654B		INSULATOR(R), COWL SIDE			
FD01-68-6A1	1				
68-654D		INSULATOR(L), F. FLOOR			
FD01-68-6N7	1				
68-654X		INSULATOR(L), COWL SIDE			
FD01-68-6A2	1				
68-671A		MAT, FLOOR			
FD01-68-670E	1	(W/O SUN-RF)			
02	INT-	FE2 FE4 BLACK			
33	INT-	FE3 TAN			
FD05-68-670E	1	(SUNROOF)			
02	INT-	FE2 FE4 BLACK			
33	INT-	FE3 TAN			
68-675		FASTENER			
B100-68-675	2				2401-
02	INT-	FE2 FE4 BLACK			
33	INT-	FE3 TAN			
68-695		MAT, TRUNK ROOM			
FD01-68-81X	1	(W/O SUN-RF)			
02	INT-	FE2 FE3 FE4 BLACK			
FD05-68-81X	1	(SUNROOF)			
02	INT-	FE2 FE3 FE4 BLACK			

2401 FD3XXX-204313

CAT. AUFA04-06

1994-09

6860 FLOOR MATS & PADS



a	b	c	d	e	f	g
68-018B	68-172A 68-675	68-213 39868-04108	68-615B	68-865A	68-865C 68-865	69-885C

AUFA04

6860 -3 * FLOOR MATS & PADS

PART NO.	QTY	MODEL/RESTRICTION	MODEL/RLSTRICTION	MODEL/RESTRICTION	FROM-TO
68-811		BOARD, PARTITION			
FD01-68-82X	1				
02	INT-	FE2 BLACK			
17	INT-	FE4 RED			
32	INT-	FE3 TAN			
68-821		BOARD(C), TRUNK			
FD01-68-83X	1	(W/O SUN-RF)			
FD05-68-83XA	1	(SUNROOF)			
68-865		FASTENER			
G032-68-865A	5				2401-
00	INT-	FE2 FE3 FE4 BLACK			
68-865A		FASTENER			
BF70-68-865	5				
00	INT-	FE2 FE4 BLACK			
33	INT-	FE3 TAN			
68-865C		FASTENER			
B455-68-865	5				-2401
00	INT-	FE2 FE3 FE4 BLACK			
69-885C		FASTENER			
UB54-68-885	1				
02	INT-	FE2 FE4 BLACK			
82	INT-	FE3 BEIGE			
76-071		SILENCER, FLOOR			
0208-76-071	1	30CMX30CM			

2401 FD3***-204313

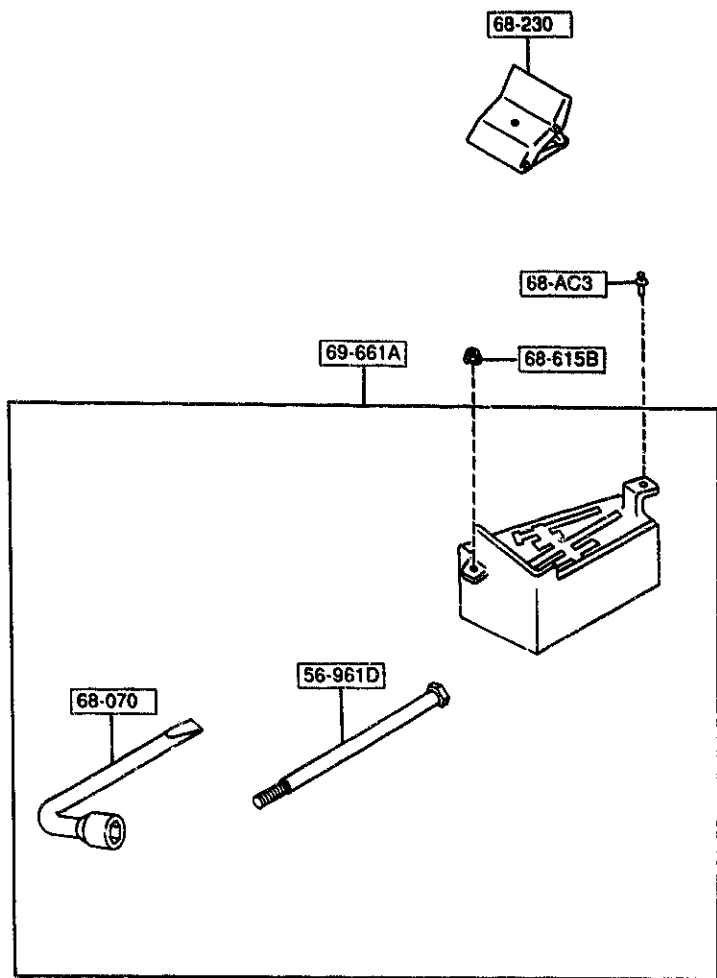
CAT. AUFA04-06

1994-09

3-F10

6870 SERVICE TOOLS

6870 -1 * SERVICE TOOLS

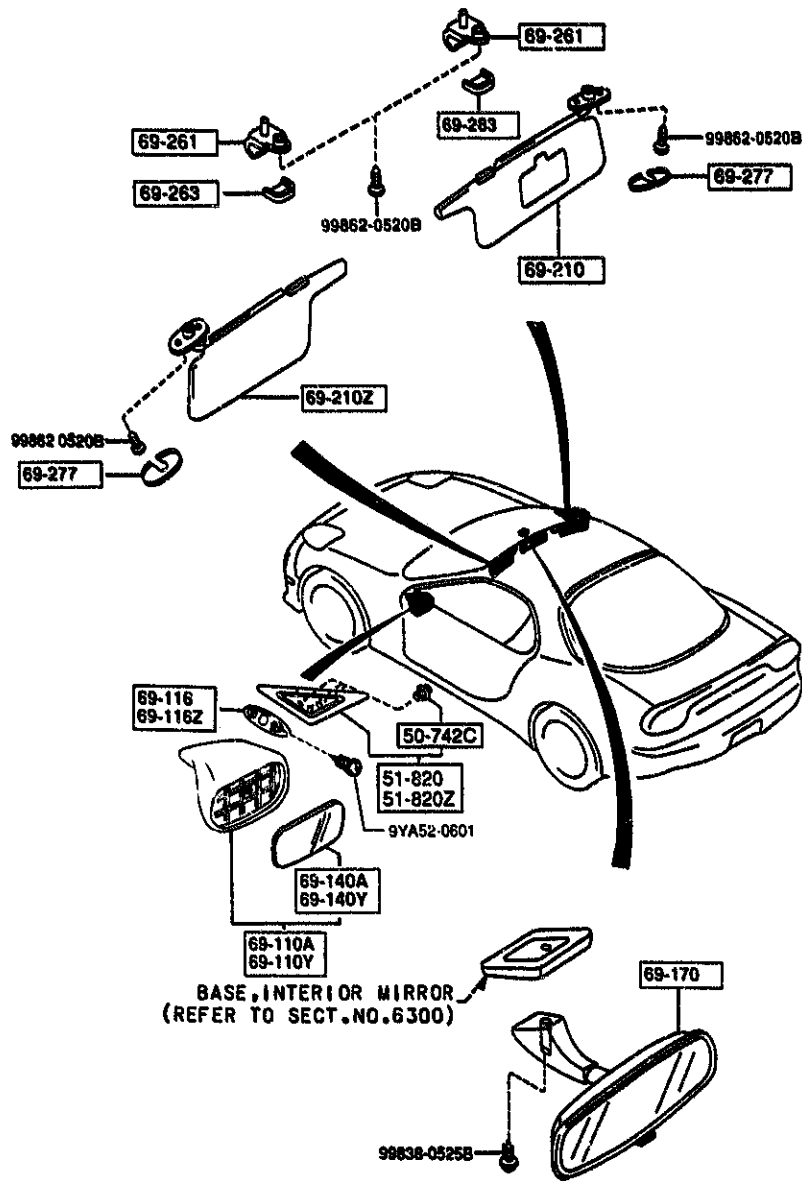


PART NO.	QTY	MODEL/RESTRICTION	MODEL/RESTRICTION	MODEL/RESTRICTION	FROM-TO
56-961D		BOLT			
FD01-56-961	1				
68-AC3		FASTENER			
FD01-68-AC3	1				
68-070		WRENCH, HUB NUT			
NA01-68-070	1				
68-230		STOPPER, WHEEL			
0208-68-230	1				
68-615B		NUT, FLANGE-CAP			
B100-68-615	1				
69-661A		BOX, TOOL			
FD01-69-67Y	1				-2110
FD01-69-67YA	1				2110-

2110 FD3***-200464

6900 VISORS, ASSIST HANDLES & MIRRORS

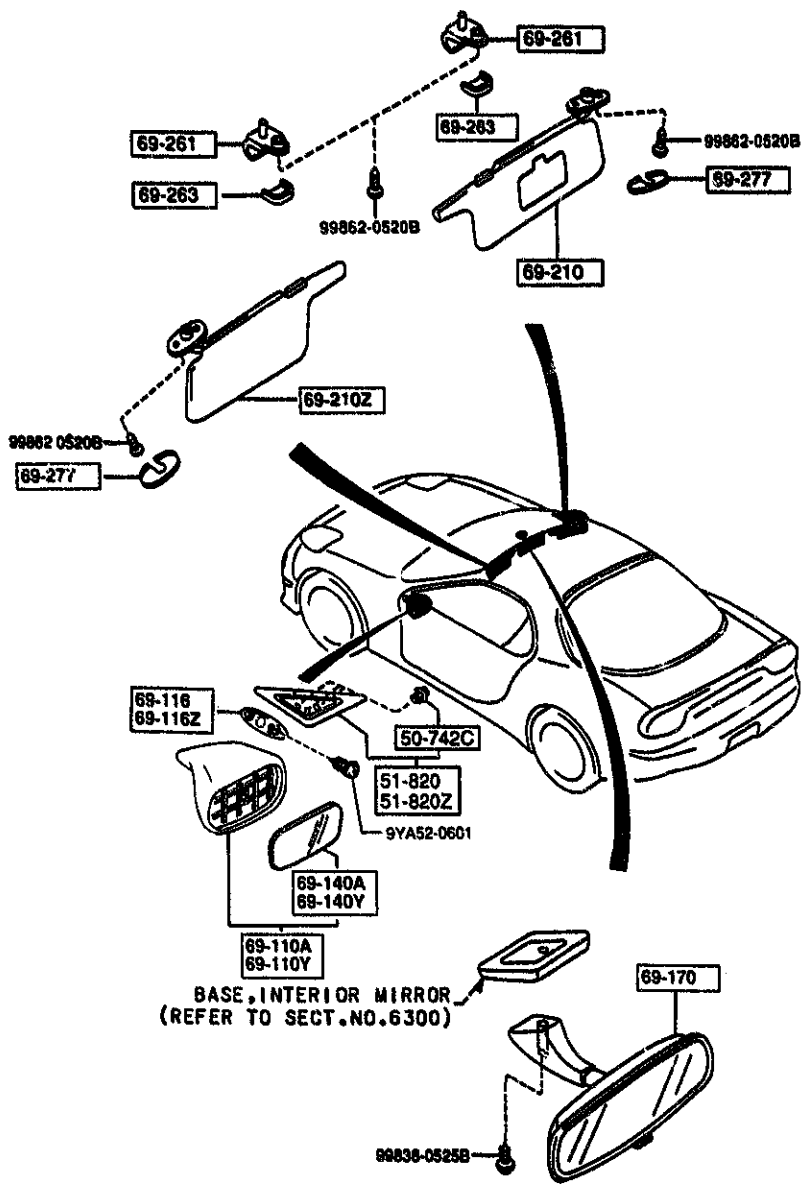
6900 -1 VISORS, ASSIST HANDLES & MIRRORS



PART NO.	QTY	MODEL/RESTRICTION	MODEL/RESTRICTION	MODEL/RESTRICTION	FROM-TO
50-742C		CLIP			
G043-50-742	6				
51-820		GARNISH(R)			
FD01-50-8R08	1				
51-820Z		GARNISH(L)			
FD01-50-850B	1				
69-110A		MIRROR(R), DOOR			
FD01-76-120	1				
J9	EXT-	J9	COMPETITION YELLOW O		
M8	EXT-	M8 2A MONTEGO BLUE M			
NU	EXT-	NT NU VINTAGE RED			
PZ	EXT-	PX PZ	BRILLIANT BLACK		
3L	EXT-	3L 4G	SILVER STONE METALLIC		
69-110Y		MIRROR(L), DOOR			
FD01-76-180	1				
J9	EXT-	J9	COMPETITION YELLOW O		
M8	EXT-	M8 2A MONTEGO BLUE M			
NU	EXT-	NT NU VINTAGE RED			
PZ	EXT-	PX PZ	BRILLIANT BLACK		
3L	EXT-	3L 4G	SILVER STONE METALLIC		
69-116		BASE(R), MIRROR			
FD01-69-240	1				
J9	EXT-	J9	COMPETITION YELLOW O		
M8	EXT-	M8 2A MONTEGO BLUE M			
NU	EXT-	NT NU VINTAGE RED			
PZ	EXT-	PX PZ	BRILLIANT BLACK		
3L	EXT-	3L 4G	SILVER STONE METALLIC		

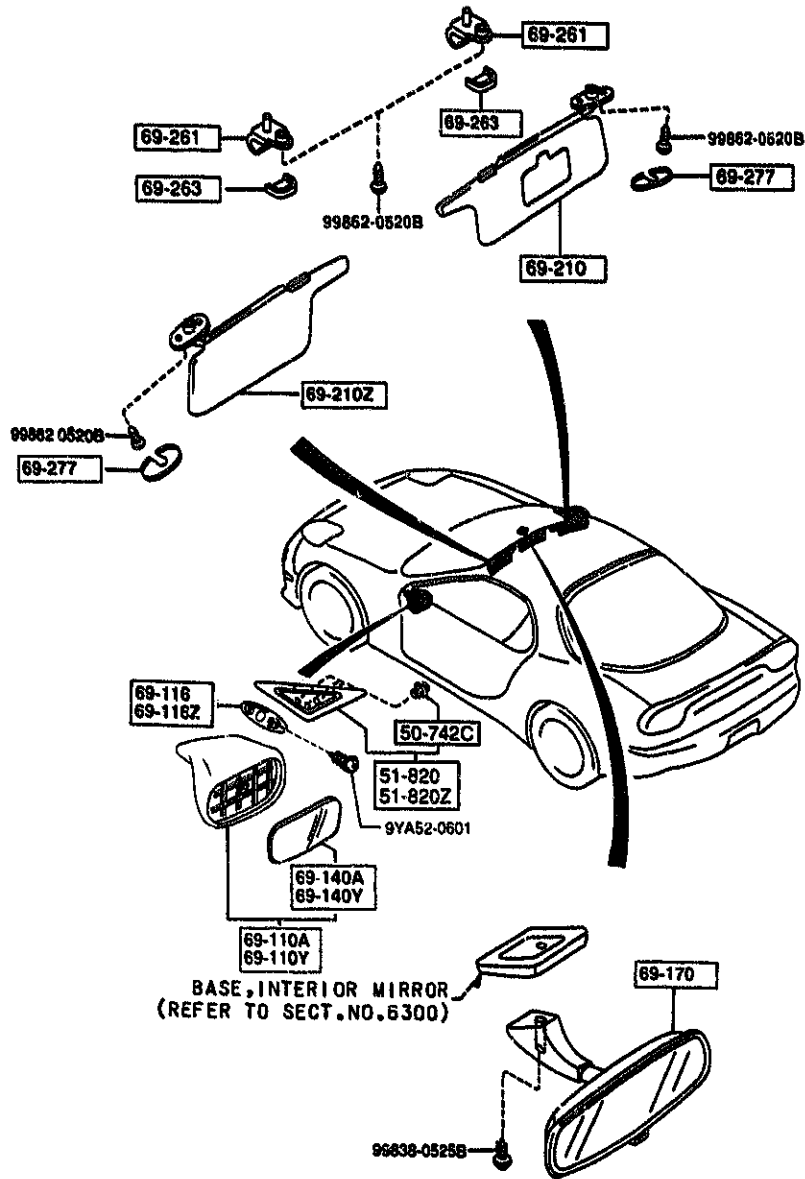
6900 VISORS, ASSIST HANDLES & MIRRORS

6900 -2 VISORS, ASSIST HANDLES & MIRRORS

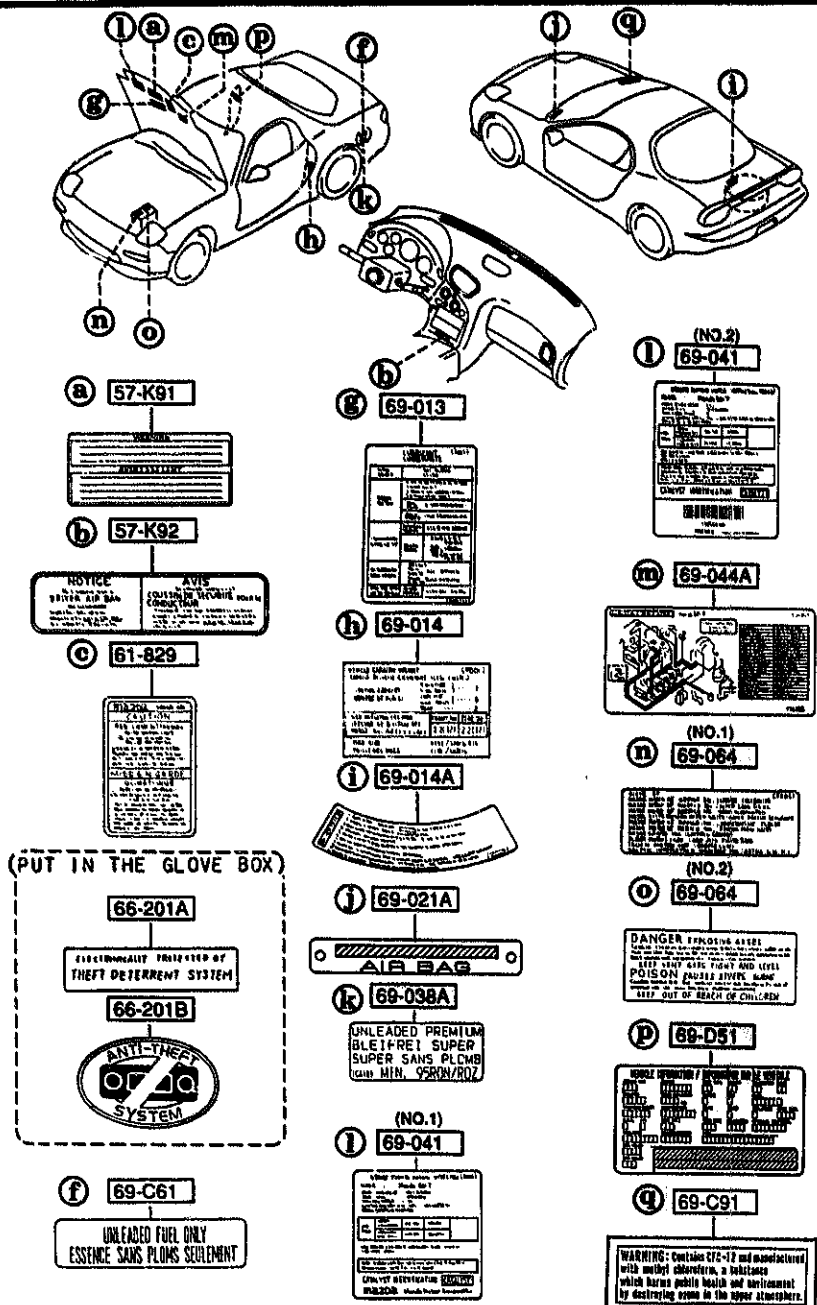


PART NO.	QTY	MODEL/RESTRICTION	MODEL/RESTRICTION	MODEL/RESTRICTION	FROM TO
69-116Z		BASE(L), MIRROR			
FD01-69-242	1	J9	EXT- J9 COMPETITION YELLOW O		
		M8	EXT- M8 2A MONTEGO BLUE M		
		NU	EXT- NT NU VINTAGE RED		
		PZ	EXT- PX PZ BRILLIANT BLACK		
		3L	EXT- 3L 4G SILVER STONE METALLIC		
69-140A		GLASS(R), MIRROR			
FD01-69-123	1				2115-
69-140Y		GLASS(L), MIRROR			
FD01-69-183	1				2115-
69-170		MIRROR, INTERIOR			
HG31-69-220	1				-2728
02	INT-	FE2 FE3 FE4 BLACK			
HG31-69-220A	1				2728-3301
AN(HG31-69-220B)					
02	INT-	FE2 FE3 FE4 BLACK			
HG31-69-220B	1				3301-
69-210		SUN VISOR(R)			
FD01-69-270C	1	(SUNROOF)			
02	INT-	FE2 BLACK			
17	INT-	FE4 RED			
33	INT-	FE3 TAN			
FD03-69-270C	1	(W/O SUN-RF)			
02	INT-	FE2 BLACK			
17	INT-	FE4 RED			
33	INT-	FE3 TAN			
69-210Z		SUN VISOR(L)			
FD01-69-320C	1	(SUNROOF)			
02	INT-	FE2 BLACK			
17	INT-	FE4 RED			

2115 FDSMXX-200652
 2728 FDSMXX-209750
 3301 FDSMXX-210620



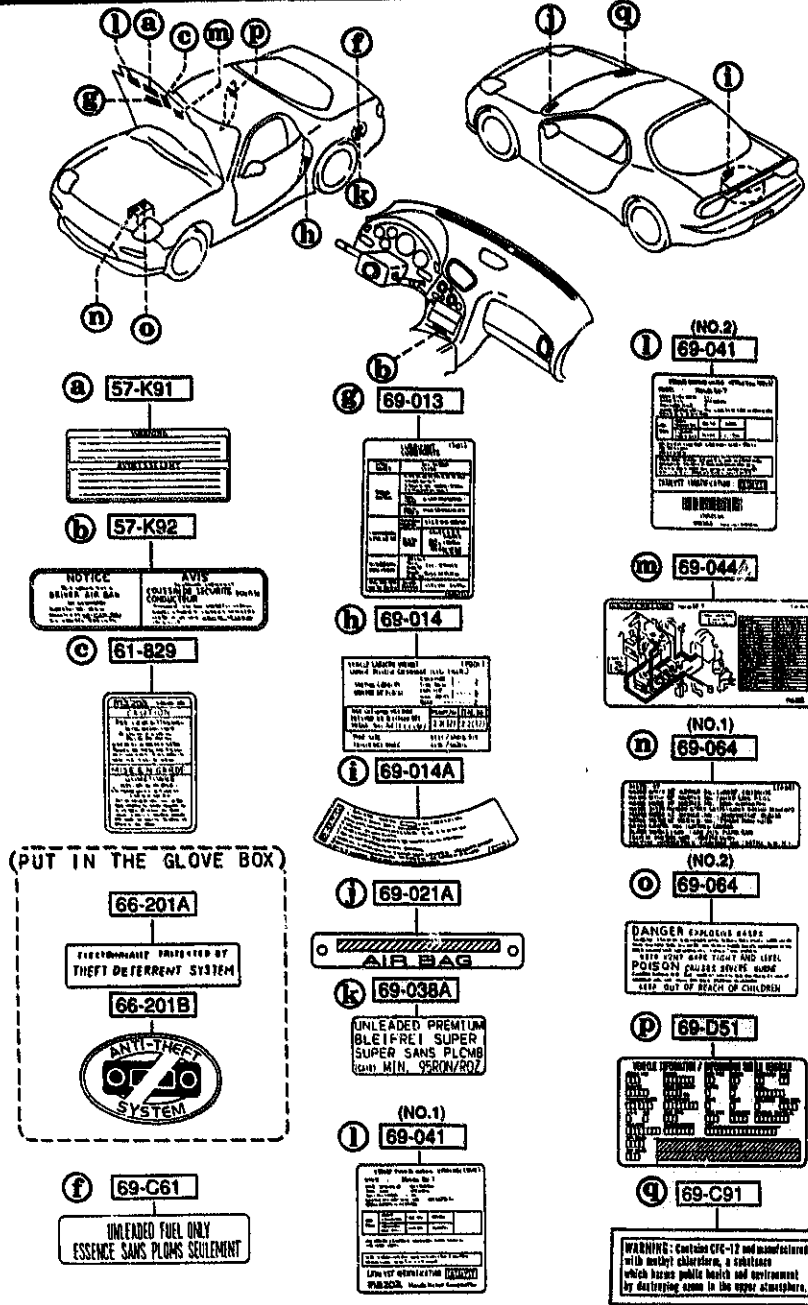
PART NO.	QTY	MODEL/RESTRICTION	MODEL/RESTRICTION	MODEL/RESTRICTION	FROM-TO
CONT'D					
33	INT-	FE3 TAN			
FD03-69-320C	1	(W/O SUN-RF)			
02	INT-	FE2 BLACK			
17	INT-	FE4 RED			
33	INT-	FE3 TAN			
69-261		ADAPTER, SUN VISOR			
GA5R-69-261	2				
02	INT-	FE2 BLACK			
17	INT-	FE4 RED			
33	INT-	FE3 TAN			
69-263		COVER, CENTER ADAPTER			
GA5R-69-263	2				
02	INT-	FE2 BLACK			
17	INT-	FE4 RED			
33	INT-	FE3 TAN			
69-277		COVER, SUN VISOR			
GA5R-69-277	2				
02	INT-	FE2 BLACK			
17	INT-	FE4 RED			
33	INT-	FE3 TAN			



PART NO.	QTY	MODEL/RESTRICTION	MODEL/RESTRICTION	MODEL/RESTRICTION	FROM-TO
57-K91 KA78-57-K91	1	LABEL 'A', CAUTION-A/B			
57-K92 FD01-57-K92	1	LABEL 'B', CAUTION-A/B			-2401
FD02-57-K92	1				2401-
61-829 FD04-61-439	1	LABEL, CAUTION (W/AIR CON. JAPAN MAKE)			
FD01-61-439	1	(A) (W/AIR CON. JAPAN MAKE)			-2107
NA01-61-439	1	(A) (W/AIR CON. OPTIONAL PARTS)			2107-
66-201A FB01-66-201	1	LABEL, BURGLAR ALARM			
66-201B NA01-66-201	1	LABEL, ANTI THEFT-AUDIO			
69-C61 UB40-69-C61	1	LABEL, UNLEADED FUEL			
69-C91 MB001-69-C91	1	LABEL, CFC			3506-
69-D51 B001-69-D51	1	LABEL, VEHICLE INFORMATION VIN NO. IS REQUIRED			
69-013 FD01-69-D21	1	LABEL, OIL			
69-014 FD01-69-014	1	LABEL, TIRE			
69-014A FD03-69-074	1	LABEL, TEMPORARY TIRE ENGLISH			
2107 FD3MXX-200298 2401 FD3MXX-204313 3506 FD3MXX-210662					

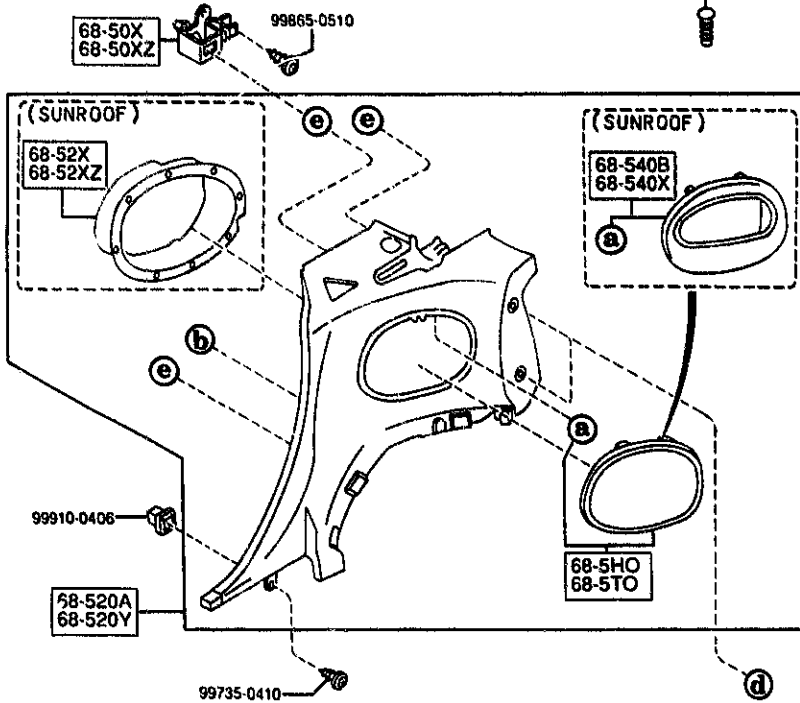
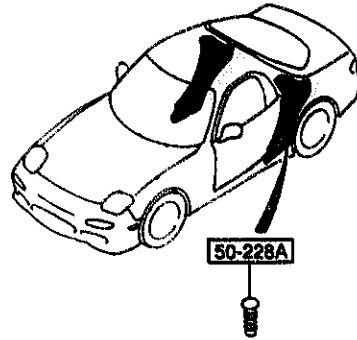
6930 CAUTION PLATES & LABELS

6930 -2 M CAUTION PLATES & LABELS



PART NO.	QTY	MODEL/RESTRICTION	MODEL/RESTRICTION	MODEL/RESTRICTION	FROM-TO
69-021A	1	PLATE, CAUTION			
NA01-69-068A	1				
69-038A	1	LABEL, GASOLINE			
HG30-69-065	1				2120-
69-041	1	LABEL, EMISSION			
NSA1-69-036	1	ENGLISH (ILLUST. NO.1) (EM LABEL-FED.) (MT)			
NSA2-69-036	1	ENGLISH (ILLUST. NO.1) (EM LABEL-FED.) (AT)			
NSA3-69-036	1	ENGLISH (ILLUST. NO.2) (EM LABEL-CALIF.) (MT)			
NSA4-69-036	1	ENGLISH (ILLUST. NO.2) (EM LABEL-CALIF.) (AT)			
69-044A	1	LABEL, VAC. DIAPHRAGM			
NSA1-69-044A	1				
69-064	1	LABEL, BATTERY			
FA03-69-C72A	1	(ILLUST. NO.1)			
FA01-69-064A	1	(ILLUST. NO.2)			

2120 FD3MM-200848




(a)	(b)		(d)	(e)	
55-216B	68-D21		68-AC3	68-865S	

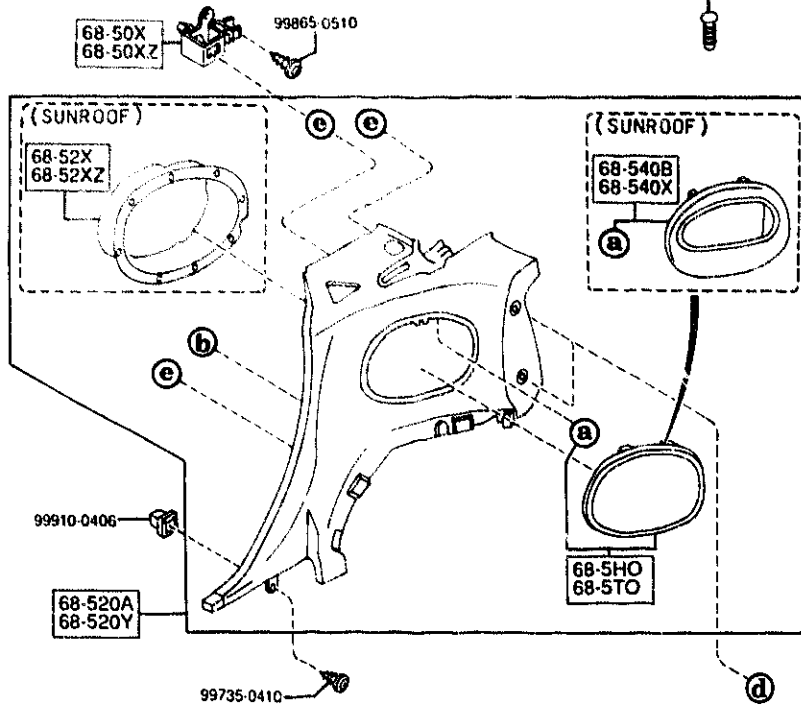
PART NO.	QTY	MODEL/RESTRICTION	MODEL/RESTRICTION	MODEL/RESTRICTION	FROM-TO
50-228A		GROMMET			
0002-50-228	6				
55-216B		SPRING, CENTER PANEL			
B092-55-257	4				
68-AC3		FASTENER			
B467-68-AC3	6				
02	INT-	FE2 BLACK			
17	INT-	FE4 RED			
33	INT-	FE3 TAN			
68-D21		CLIP, TRIM			
LA10-68-D21	2				
68-5H0		GRILLE(R), SPEAKER			
FD01-68-5H0	1	(W/O SUN-RF)			
02	INT-	FE2 BLACK			
17	INT-	FE4 RED			
33	INT-	FE3 TAN			
68-5T0		GRILLE(L), SPEAKER			
FD01-68-5T0	1	(W/O SUN-RF)			
02	INT-	FE2 BLACK			
17	INT-	FE4 RED			
33	INT-	FE3 TAN			
68-50X		BRACKET(R), QUARTER T RIM			
FD01-68-505	1				
68-50XZ		BRACKET(L), QUARTER T RIM			
FD01-68-509	1				
68-52X		POCKET(R), QTR. TRIM			
FD05-68-5C1	1	(SUNROOF)			
02	INT-	FE2 BLACK			
17	INT-	FE4 RED			
33	INT-	FE3 TAN			

7250 QUARTER WINDOW & TRIMS

7250 -2 QUARTER WINDOW & TRIMS



50-228A



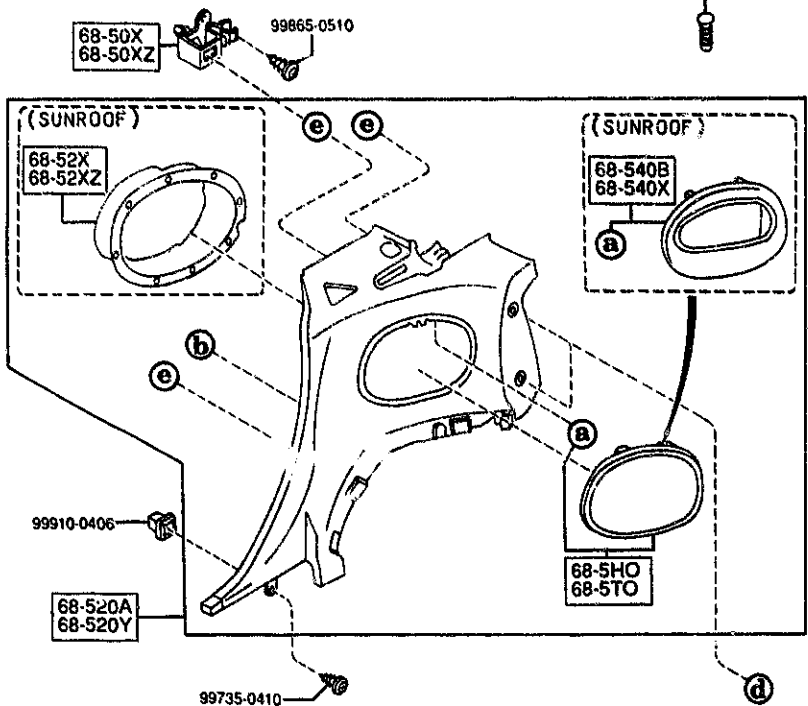
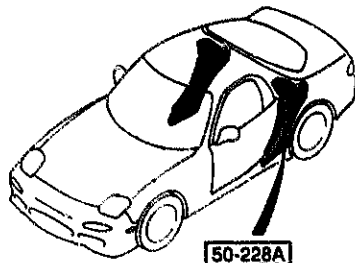
a	b	c	d	e	f
55-216B 	68-D21 		68-AC3 	68-865S 	





PART NO.	QTY	MODEL/RESTRICTION	MODEL/RESTRICTION	MODEL/RESTRICTION	FROM-TO
68-52XZ		POCKET(L), QTR. TRIM			
FD05-68-5N1	1	(SUNROOF)			
02	INT-	FE2 BLACK			
17	INT-	FE4 RED			
33	INT-	FE3 TAN			
68-520A		TRIM(R), QUARTER			
FD01-68-520D	1	(W/O SUN-RF)			-2901
02	INT-	FE2 BLACK			
17	INT-	FE4 RED			
33	INT-	FE3 TAN			
FD05-68-520D	1	(SUNROOF)			-2901
02	INT-	FE2 BLACK			
17	INT-	FE4 RED			
33	INT-	FE3 TAN			
FD01-68-520E	1	(W/O SUN-RF)			2901-
02	INT-	FE2 BLACK			
17	INT-	FE4 RED			
33	INT-	FE3 TAN			
FD05-68-520E	1	(SUNROOF)			2901-
02	INT-	FE2 BLACK			
17	INT-	FE4 RED			
33	INT-	FE3 TAN			
68-520Y		TRIM(L), QUARTER			
FD01-68-950D	1	(W/O SUN-RF)			-2901
02	INT-	FE2 BLACK			
17	INT-	FE4 RED			
33	INT-	FE3 TAN			
FD05-68-550D	1	(SUNROOF)			-2901
02	INT-	FE2 BLACK			
17	INT-	FE4 RED			
33	INT-	FE3 TAN			
FD01-68-550E	1	(W/O SUN-RF)			2901-
02	INT-	FE2 BLACK			

2901 FD3***-210499

7250 QUARTER WINDOW & TRIMS

7250 -3 * QUARTER WINDOW & TRIMS



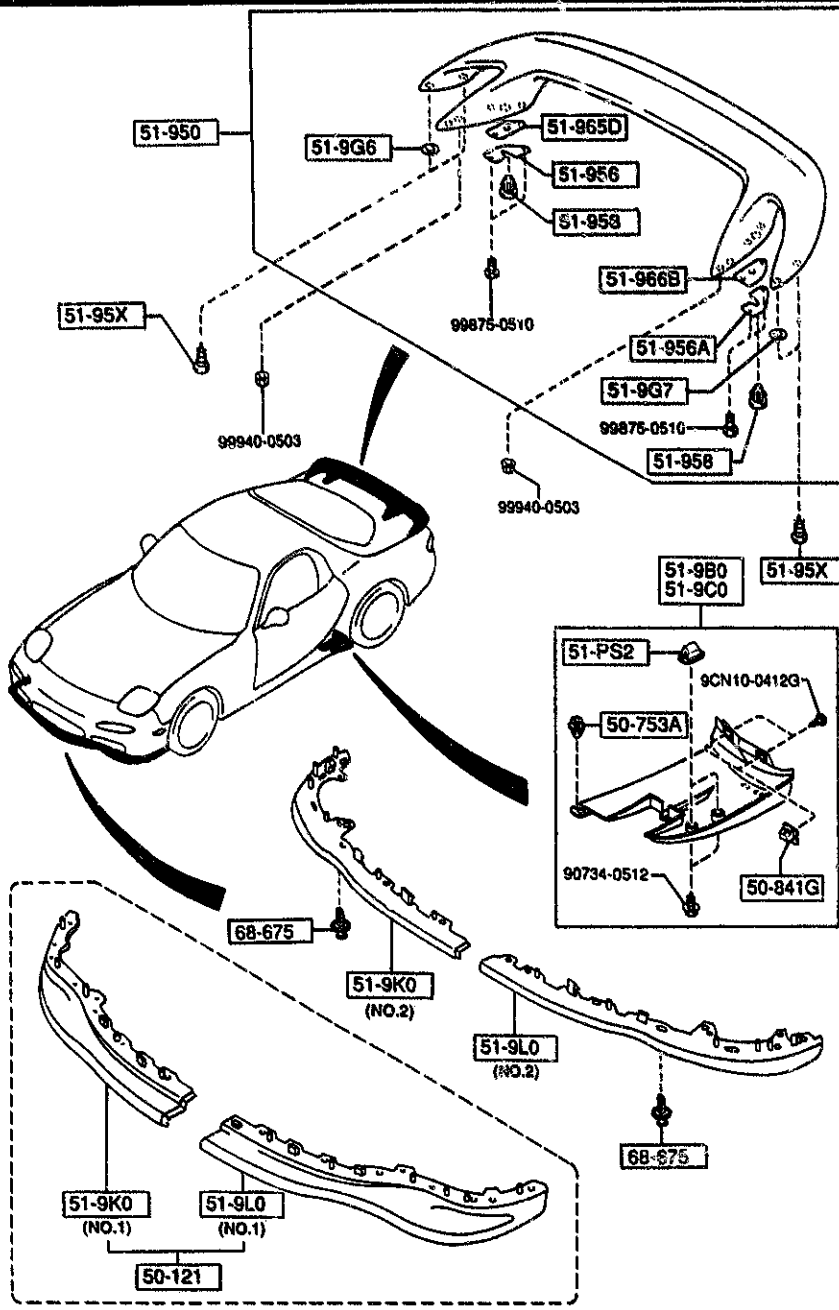
a	b	c	d	e	f
55-216B 	68-D21 		68-AC3 	68-865S 	

PART NO.	QTY	MODEL/RESTRICTION	MODEL/RESTRICTION	MODEL/RESTRICTION	FROM-TO
CONT'D					
17	INT-	FE4 RED			
33	INT-	FE3 TAN			
FD05-68-550E	1	(SUNROOF)			2901-
02	INT-	FE2 BLACK			
17	INT-	FE4 RED			
33	INT-	FE3 TAN			
68-540B		COVER(R), QTR. TRIM			
FD05-68-5CX	1	(SUNROOF)			
02	INT-	FE2 BLACK			
17	INT-	FE4 RED			
33	INT-	FE3 TAN			
68-540X		COVER(L), QTR. TRIM			
FD05-68-5NX	1	(SUNROOF)			
02	INT-	FE2 BLACK			
17	INT-	FE4 RED			
33	INT-	FE3 TAN			
68-865S		CLIP, TRIM			
GJ12-68-865	18				

2901 FD3XXX-210499

7800 SPOILERS & RELATED PARTS

7800 -1 SPOILERS & RELATED PARTS



PART NO.	QTY	MODEL/RESTRICTION	MODEL/RESTRICTION	MODEL/RESTRICTION	FROM-TO
50-121		DAM, AIR-SKIRT			
FD03-51-9H0	1				
50-753A		FASTENER			
0043-50-753	2				
50-841G		GROMMET, SCREW			
F044-51-912	4				
51-PS2		SCREW, GROMMET			
FC17-51-PS2 A (FC17-51-PS2A)	4				-2301
FC17-51-PS2A	4				2301-
51-9B0		SPOILER(R), SIDE			
FD03-51-9B0A A (FD01-51-9B0B)	1				-2501
FD01-51-9B0B	1				2501-
51-9C0		SPOILER(L), SIDE			
FD01-51-9C0A A (FD01-51-9C0B)	1				-2501
FD01-51-9C0B	1				2501-
51-9G6		GASKET(R), SPOILER			
FD03-51-9G6	1				
51-9G7		GASKET(L), SPOILER			
FD03-51-9G7	1				
51-9K0		SKIRT(R), FRONT AIR D AM			
FD03-51-9H3A	1	(ILLUST. NO.1)			
FD01-51-9K1	1	(ILLUST. NO.2)			
51-9L0		SKIRT(L), FRONT AIR D AM			
FD03-51-9H2A	1	(ILLUST. NO.1)			
FD01-51-9L1	1	(ILLUST. NO.2)			
51-95X		SCREW SET			
BW1N-51-95X	4				

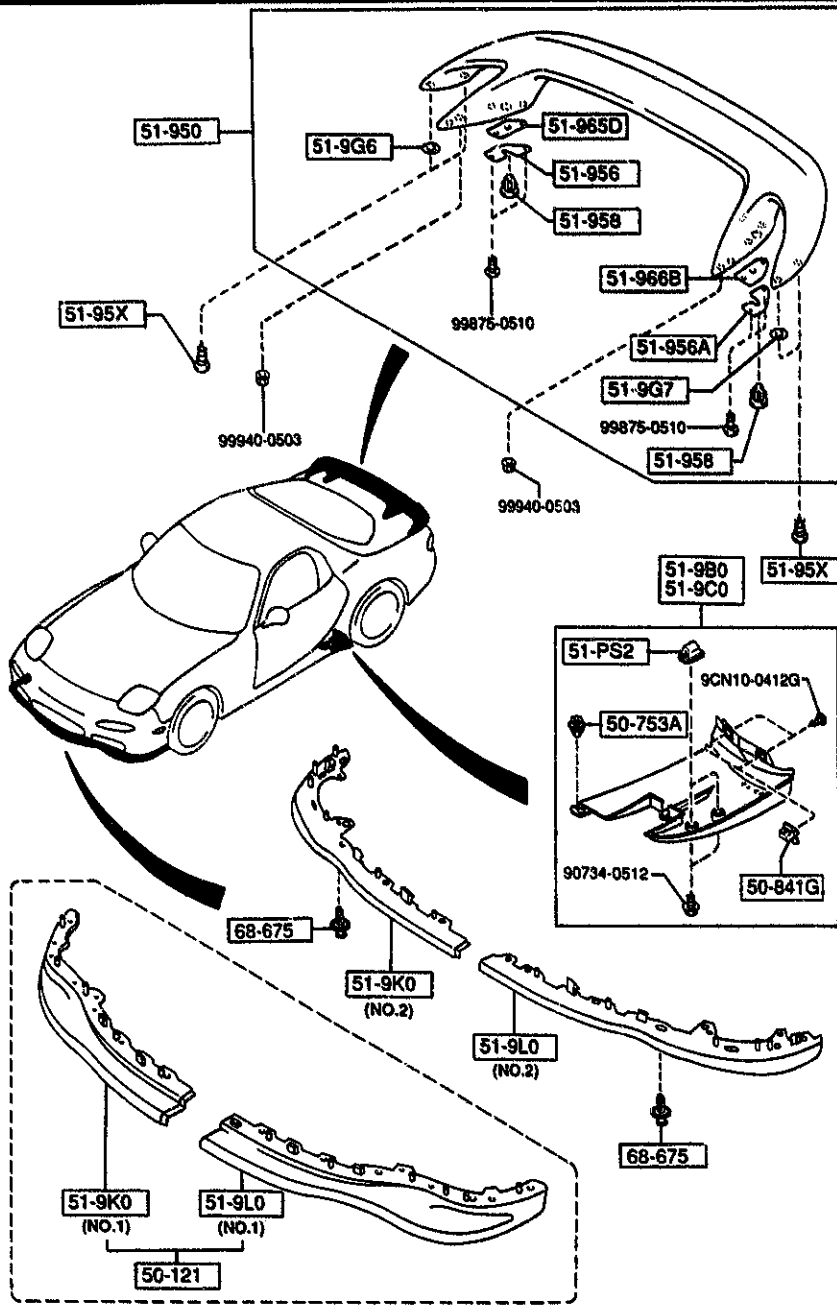
2301 FD3MM-202878
2501 FD3MM-205709

AUFA04

CAT. AUFA04-06

1996-09

7800 SPOILERS & RELATED PARTS



AUFA04

PART NO.	QTY	MODEL/RESTRICTION	MODEL/RESTRICTION	MODEL/RESTRICTION	FROM-TO
51-950		SPOILER, REAR			
FD03-51-960	1	J9	EXT-	J9 COMPETITION YELLOW O	-2201
		M8	EXT-	M8 MONTEGO BLUE M	
		NU	EXT-	NU VINTAGE RED	
		PZ	EXT-	PZ BRILLIANT BLACK	
		UC	EXT-	UC CRYSTAL WHITE	
		3L	EXT-	3L SILVER STONE METALLIC	
FD03-51-960A	1	J9	EXT-	J9 COMPETITION YELLOW O	2201-
		M8	EXT-	M8 2A MONTEGO BLUE M	
		NU	EXT-	NT NU VINTAGE RED	
		PZ	EXT-	PX PZ BRILLIANT BLACK	
		UC	EXT-	UC CRYSTAL WHITE	
		3L	EXT-	3L 40 SILVER STONE METALLIC	
51-956		BRACKET(R), SPOILER			
FD03-51-965	1				
51-956A		BRACKET(L), SPOILER			
FD03-51-966	1				
51-958		CLIP, SPOILER			
B459-51-958	2				
51-965D		GASKET(C), SPOILER			
FD03-51-908	1				
51-966B		GASKET, SPOILER			
FD03-51-909	1				
68-675		FASTENER			
B100-68-675	2				
00	EXT-	QU J9 M8 NT NU PX PZ SX UC 2A 3L 40 BLACK			

2201 FD3MM-201428

CAT. AUFA04-06

1994-09