



This file is available for free download at <http://www.iluvmyrx7.com>



www.iluvmyrx7.com

Parts Catalog

Mazda RX-7
U.S.A.
'91 ▶ '92



FC3 *** -900001-950000
FC3S * -100001-200000

Jan. '94 (FINAL)

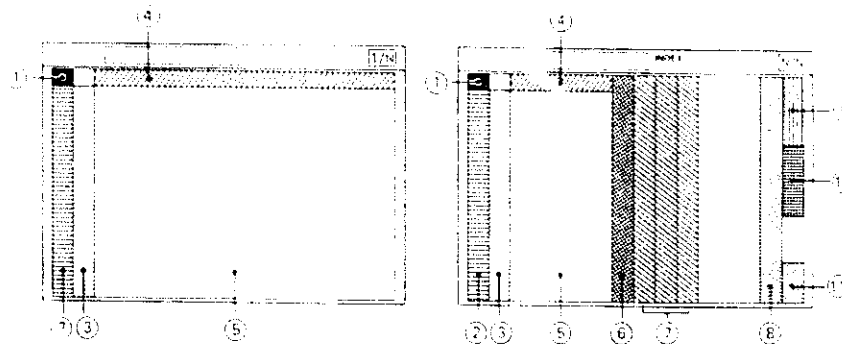
Catalog No. AU-FA03-07

mazda

© 1994 Mazda Motor Corporation

LAYOUT OF CONTENTS / DISPOSITION TYPOGRAPHIQUE DE CONTENU DISPOSICIÓN DEL CONTENIDO / ANORDNUNG DES INHALTS


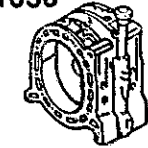

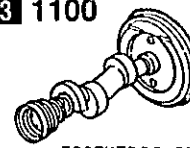

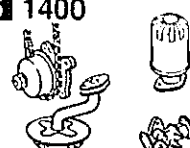
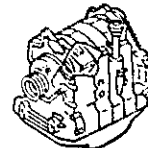
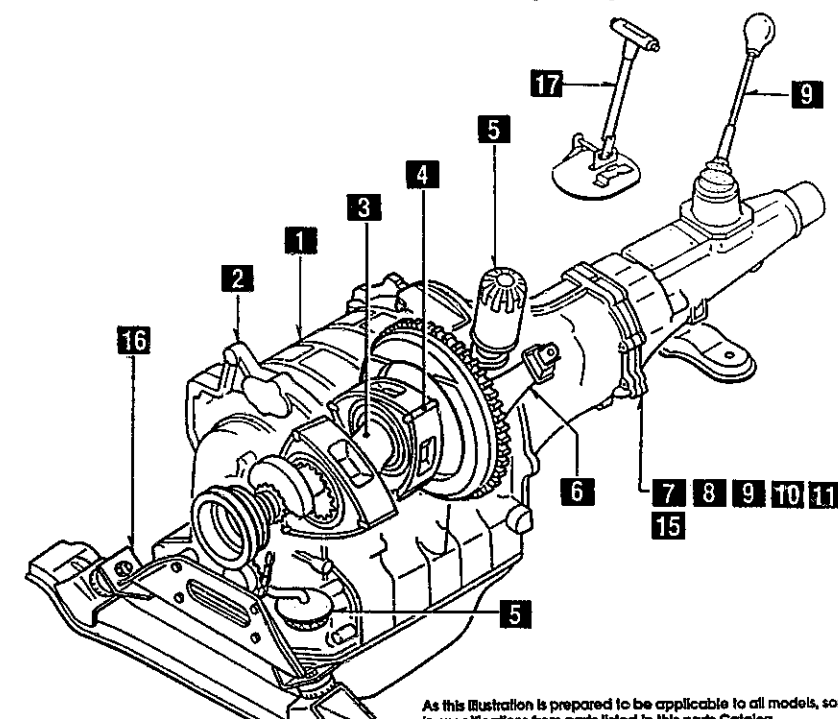
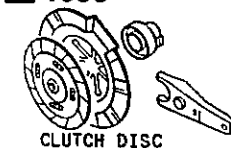

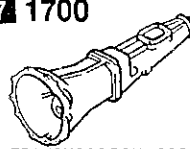
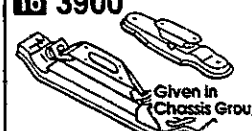
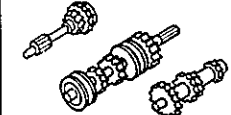
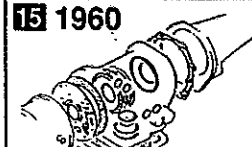

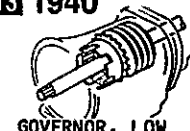
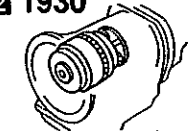
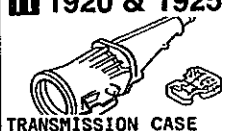

- The following is a typical example of the layout of contents on Mazda microfiche parts catalog.
- Voici un exemple typique de la disposition typographique de contenu dans les microfiches du catalogue des pièces de Mazda.
- El siguiente es un ejemplo típico de la disposición del contenido en una microficha del catálogo de repuestos de Mazda.
- Folgendes ist ein typisches Beispiel der Inhaltsanordnung des Mazda Mikrotiche Teilkatalogs.






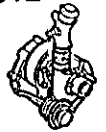

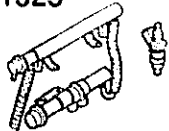

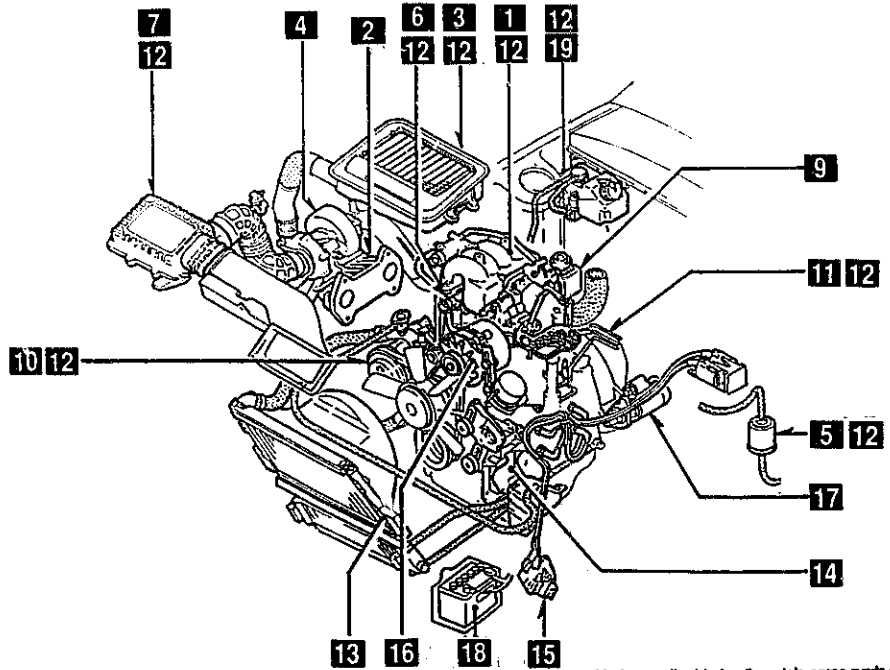
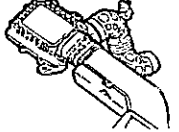
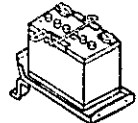

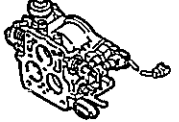
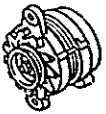

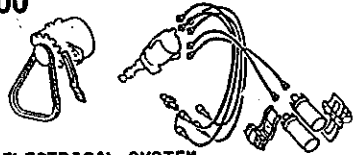
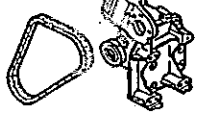
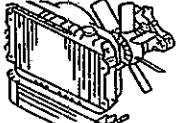

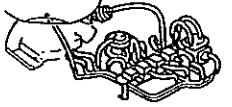
Remark : The items listed under ④ have been deleted from each fiche since Dec. '93

- | | | |
|--|---|--|
| ① • Layout of contents
• Disposition Typographique de Contenu
• Disposición del contenido
• Anordnung des Inhalts | ② • Pictorial Index
• Index par Schémas
• Índice Gráfico
• Illustrierter Index | ③ • Master Section No. Index
• Index des Numéros des Sections Totale
• Índice del Número de la Sección Maestra
• Hauptabschnittsnummer-Index |
| ④ • Section No. Index for the Column
• Index des Numéros des Sections pour les Colonnes
• N° de la Sección para el Índice
• Abschnittsnummer-Index für die Spalte | ⑤ • Illustration & Text
• Illustrations et Textes
• Ilustración y Texto
• Abbildung und Text | ⑥ • Part No. Index
• Index des Numéros des Pièces
• Índice del N° de Pieza
• Teile-Nr.-index |
| ⑦ • Alphabetical Index
• Index Alphabétique
• Índice Alfabético
• Alphabetischer Index | ⑧ • Model Identification
• Identification des Modèles
• Identificación del Modelo
• Modell-Kennzeichnung | ⑨ • Vehicle Identification System
• Système d'Identification de Véhicule
• Sistema de Identificación de Vehículo
• Fahrzeug-Identifikationssystem |

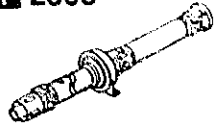



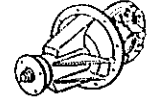


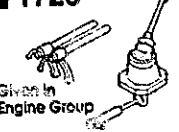
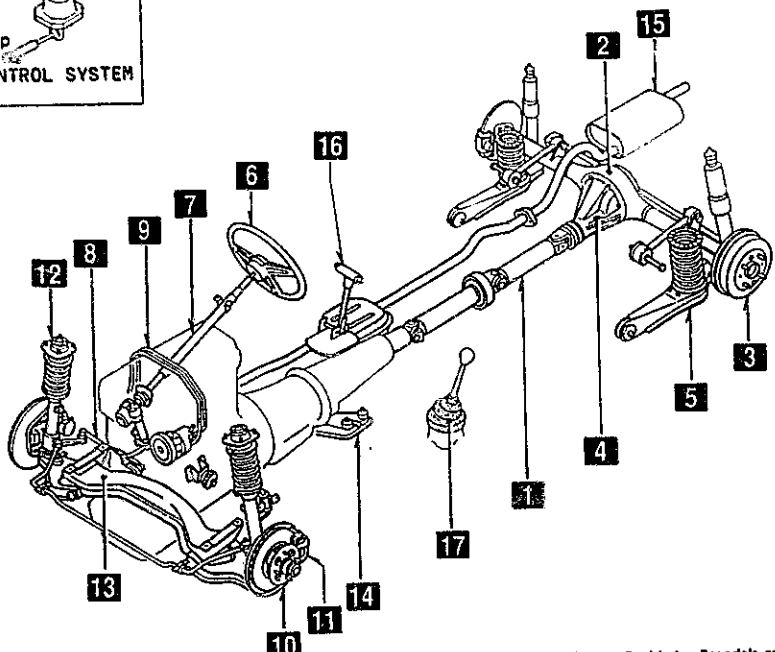
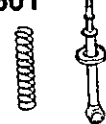
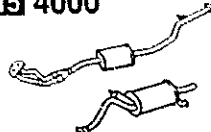

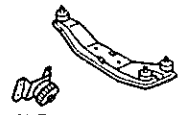

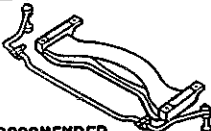

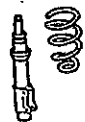


PICTORIAL INDEX

<p>1000</p> 	<p>1 1030</p>  <p style="text-align: center;">ROTOR HOUSINGS</p>	<p>2 1040</p>  <p style="text-align: center;">OIL PAN, FRONT & REAR HOUSING</p>	<p>3 1100</p>  <p style="text-align: center;">ECCENTRIC SHAFT & FLYWHEEL</p>	<p>4 1110</p>  <p style="text-align: center;">ROTORs & RELATED PARTS</p>	<p>5 1400</p>  <p style="text-align: center;">OIL PUMP & FILTER</p>
<p>SHORT ENGINE & GASKET SETS</p> 	<p style="font-size: 24pt; font-weight: bold;">ENGINE (1/2)</p> 				<p>6 1600</p>  <p style="text-align: center;">CLUTCH DISC & COVER (MANUAL)</p>
<p>17 4600</p> <p style="font-size: 8pt;">Given in Chassis Group</p>  <p style="text-align: center;">CHANGE CONTROL SYSTEM (AT)</p>	<p style="font-size: 8pt;">As this illustration is prepared to be applicable to all models, some parts are different in specifications from parts listed in this parts Catalog.</p>				<p>7 1700</p>  <p style="text-align: center;">TRANSMISSION CASE (MANUAL)</p>
<p>16 3900</p> <p style="font-size: 8pt;">Given in Chassis Group</p>  <p style="text-align: center;">ENGINE & T/MISSION MOUNTINGS</p>	<p>8 1710</p>  <p style="text-align: center;">TRANSMISSION GEARS (MANUAL)</p>				
<p>15 1960</p>  <p style="text-align: center;">GASKET & SEAL KIT (AUTOMATIC)</p>	<p>14 1950</p>  <p style="text-align: center;">MANUAL LINKAGE SYSTEM (AUTOMATIC)</p>	<p>13 1940</p>  <p style="text-align: center;">GOVERNOR, LOW & REVERSE PISTON (AUTOMATIC)</p>	<p>12 1930</p>  <p style="text-align: center;">CLUTCHES & PLANETARY GEARS (AUTOMATIC)</p>	<p>11 1920 & 1925</p>  <p style="text-align: center;">TRANSMISSION CASE & MAIN CONTROL SYSTEM (AUTOMATIC)</p>	<p>10 1910</p>  <p style="text-align: center;">TORQUE CONVERTER, OIL PUMP & PIPINGS (AUTOMATIC)</p>

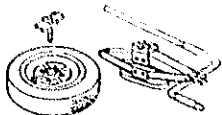

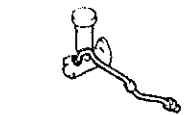

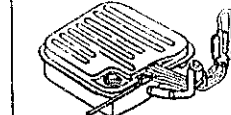
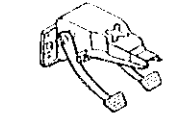
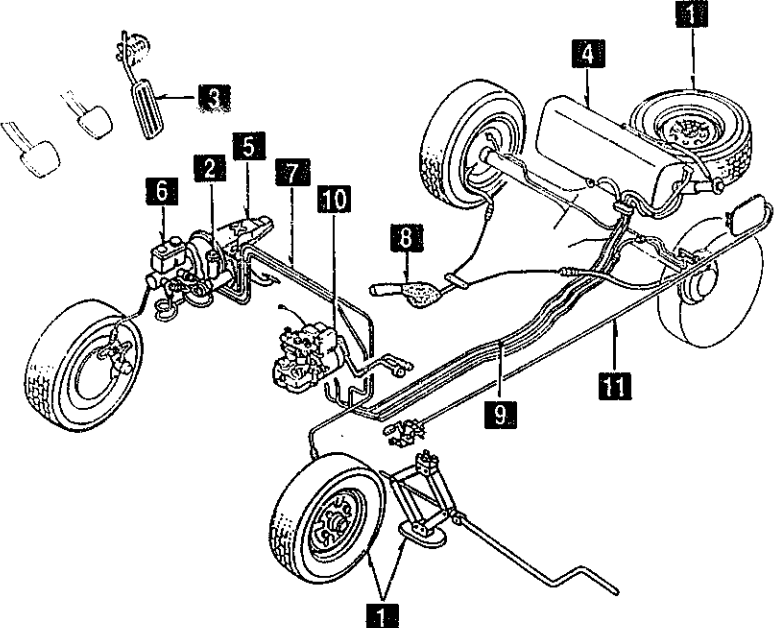
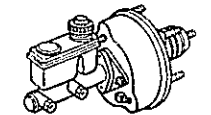

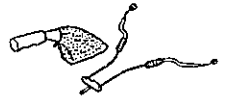

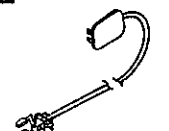
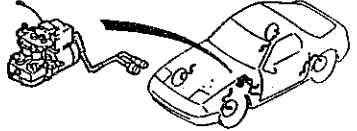
PICTORIAL INDEX

1 1300  INLET MANIFOLD	2 1310  EXHAUST MANIFOLD	3 1311  INTER COOLER	4 1312  TURBO CHARGER	5 1320  FUEL SYSTEM	6 1325  FUEL DISTRIBUTOR
19 1350  STARTING ASSIST SYSTEM	<h2 style="margin: 0;">ENGINE (2/2)</h2>  <p style="font-size: small; text-align: center;">As this illustration is prepared to be applicable to all models, some parts are different in specifications from parts listed in this parts Catalog.</p>				7 1330  AIR CLEANER
18 1850  BATTERY					8
17 1840  STARTER					9 1364  THROTTLE BODY
16 1830  ALTERNATOR					10 1371  AIR PUMP & AIR CONTROL VALVE
15 1800  ENGINE ELECTRICAL SYSTEM	14 1580  BRACKET, PULLEY & BELT	13 1500  COOLING SYSTEM	12 1399  CAP & HOSE CLIP (INLET & EXHAUST SIDE)	11 1380  EMISSION CONTROL SYSTEM	


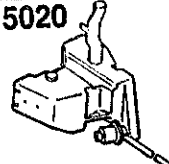

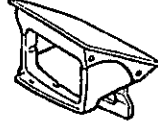
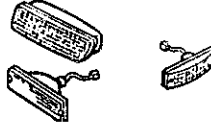


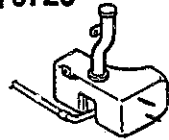
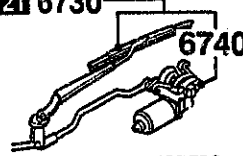


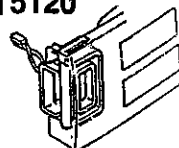

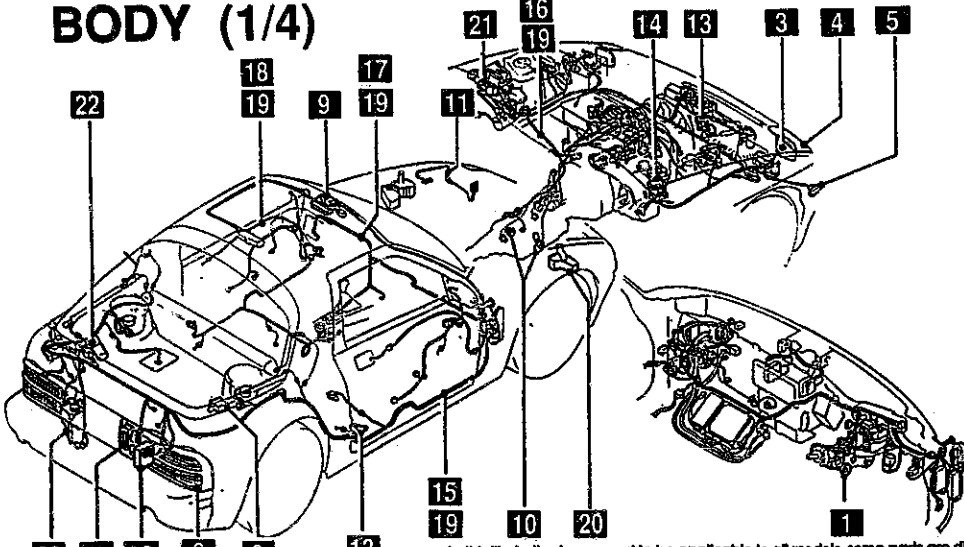

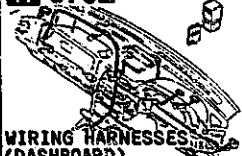




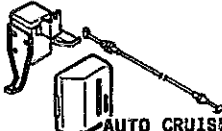



PICTORIAL INDEX

1 2505  REAR PROPELLER SHAFT	2 2550  REAR DRIVE SHAFT	2600  REAR AXLE	3 2610  REAR BRAKE MECHANISMS	4 2710  REAR DIFFERENTIALS	5 2800 & 2810  REAR SUSPENSION MECHANISMS
16 4600  CHANGE CONTROL SYSTEM (AT)	17 1720 Given in Engine Group  CHANGE CONTROL SYSTEM (MANUAL)	<h2 style="text-align: center;">CHASSIS (1/2)</h2>  <p style="text-align: center; font-size: small;">As this illustration is prepared to be applicable to all models, some parts are different in specifications from parts listed in this parts Catalog.</p>			2801  REAR SPRING & DAMPER
15 4000  EXHAUST SYSTEM	2830  REAR LOWER ARMS & SUB FRAME				
14 3900  ENGINE & T/MISSION MOUNTINGS	6 3200  STEERING WHEEL				
13 3410  CROSSMEMBER & STABILIZER	7 3210  STEERING COLUMN & SHAFTS				
12 3401  FRONT SPRING & DAMPER	3400  FRONT SUSPENSION MECHANISMS				11 3310  FRONT BRAKE MECHANISMS





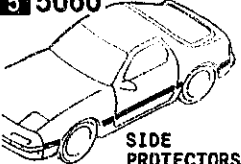


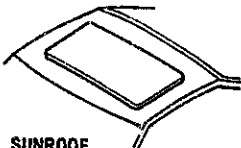

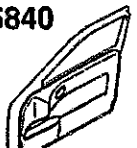
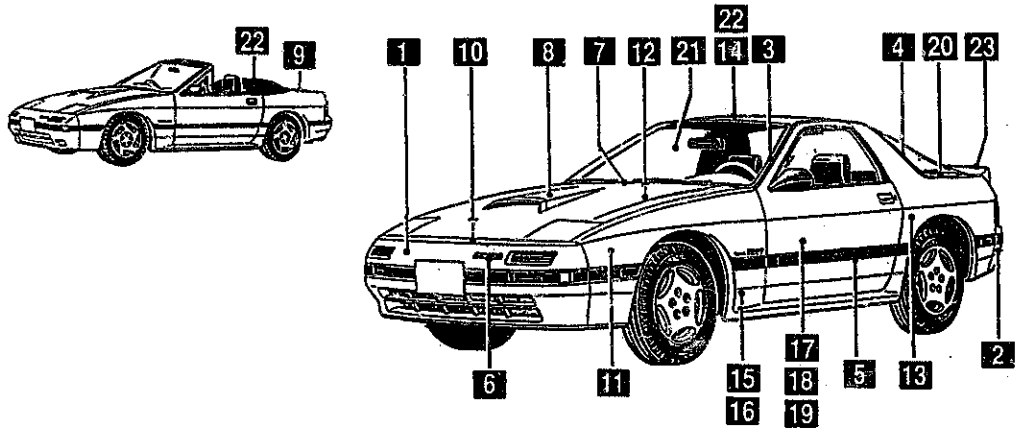




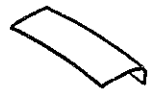

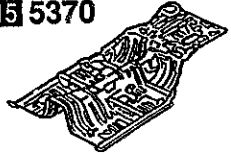
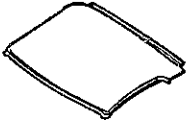
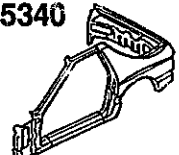

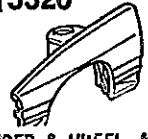
PICTORIAL INDEX

<p>1 3700</p>  <p>TIRES & JACK</p>	<p>2 4140</p>  <p>CLUTCH RELEASE & MASTER CYLINDERS (MANUAL TRANSMISSION)</p>	<p>4145</p>  <p>CLUTCH PIPINGS (MANUAL TRANSMISSION)</p>	<p>3 4160</p>  <p>ACCELERATOR CONTROL SYSTEM</p>	<p>4 4200</p>  <p>FUEL TANK</p>	<p>5 4300</p>  <p>CLUTCH & BRAKE PEDALS</p>
<h2 style="margin: 0;">CHASSIS (2/2)</h2>  <p style="font-size: small; text-align: center;">As this illustration is prepared to be applicable to all models, some parts are different in specifications from parts listed in this parts Catalog.</p>					
<p>6 4340</p>  <p>BRAKE MASTER CYLINDER & POWER BRAKE</p>					
<p>7 4360</p>  <p>BRAKE PIPINGS</p>					
<p>8 4400</p>  <p>PARKING BRAKE SYSTEM</p>					
<p>9 4500</p>  <p>FUEL PIPINGS</p>					
<p>11 4210</p>  <p>FUEL LID OPENER</p>			<p>10 4370</p>  <p>ANTILOCK BRAKE SYSTEM</p>		

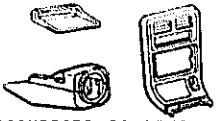
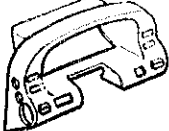
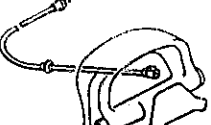
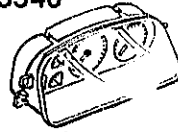


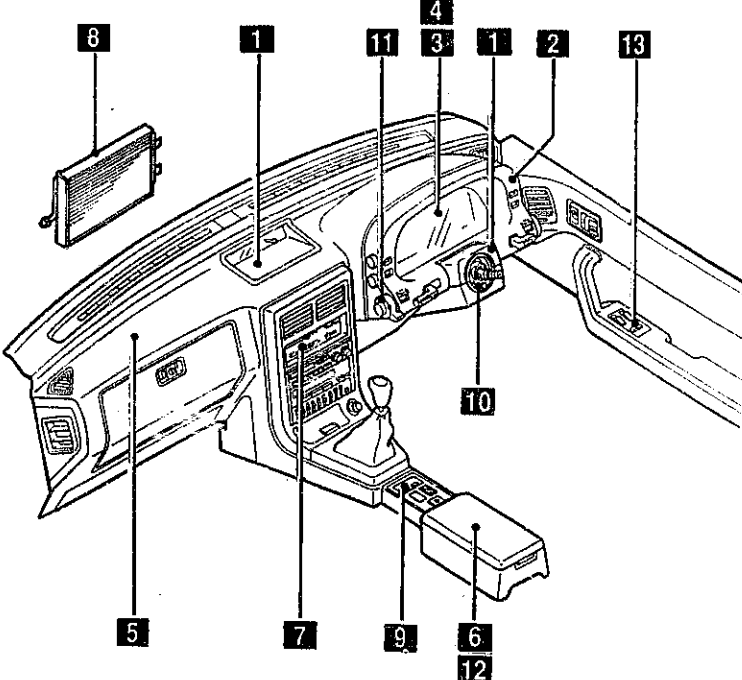
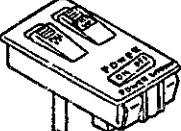

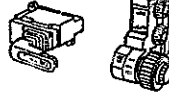
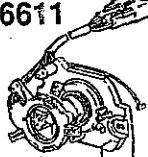
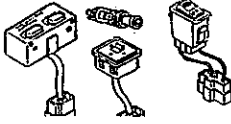










PICTORIAL INDEX





<p>1 0900</p>  <p style="text-align: center;">KEY SETS</p>	<p>2 5020</p>  <p style="text-align: center;">HEAD LAMP CLEANER</p>	<p>3 5100</p>  <p style="text-align: center;">HEAD LAMPS</p>	<p>4 5103</p>  <p style="text-align: center;">HEAD LAMP RETRACTORS</p>	<p>5 5105</p>  <p style="text-align: center;">FRONT COMBINATION LAMPS</p>	<p>6 5110</p>  <p style="text-align: center;">REAR COMBINATION LAMPS</p>
<p>19 6704</p>  <p style="text-align: center;">WIRING HARNESS CLAMPS</p>	<p>20 6720</p>  <p style="text-align: center;">WINDSHIELD WASHER</p>	<p>21 6730</p>  <p style="text-align: center;">WINDSHIELD WIPERS</p>	<p>22 6750</p>  <p style="text-align: center;">WINDOW WIPER & WASHER (REAR)</p>	<p>23 6800</p>  <p style="text-align: center;">CEILING TRIMS</p>	<p>7 5120</p>  <p style="text-align: center;">LICENSE LAMPS</p>
<p>18 6703</p>  <p style="text-align: center;">WIRING HARNESSSES (DOOR, FLOOR/CEILING)</p>	<p>BODY (1/4)</p>  <p style="text-align: center; font-size: small;">As this illustration is prepared to be applicable to all models, some parts are different in specifications from parts listed in this parts Catalog.</p>				<p>8 5125</p>  <p style="text-align: center;">INTERIOR LAMPS</p>
<p>17 6702</p>  <p style="text-align: center;">WIRING HARNESSSES (DASHBOARD)</p>					<p>9 5130</p>  <p style="text-align: center;">OVERHEAD CONSOLE</p>
<p>16 6701</p>  <p style="text-align: center;">WIRING HARNESSSES (ENGINE & T/MISSION)</p>					<p>10 6600</p>  <p style="text-align: center;">SWITCHES & RELAYS (ENGINE)</p>
<p>15 6700</p>  <p style="text-align: center;">WIRING HARNESSSES (FRONT & REAR)</p>	<p>14 6640</p>  <p style="text-align: center;">AUTO CRUISE CONTROL SYSTEM</p>	<p>13 6635</p>  <p style="text-align: center;">DOOR SWITCH & HORNS</p>	<p>12 6630</p>  <p style="text-align: center;">RELAYS & UNIT (BODY)</p>	<p>11 5795</p>  <p style="text-align: center;">AIR BAG</p>	

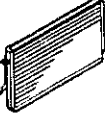




PICTORIAL INDEX

<p>1 5000</p>  <p>FRONT BUMPER</p>	<p>2 5010</p>  <p>REAR BUMPER</p>	<p>3 5030</p>  <p>WINDOW MOULDINGS</p>	<p>4 5040</p>  <p>BODY MOULDINGS</p>	<p>5 5060</p>  <p>SIDE PROTECTORS</p>	<p>6 5170</p> <p style="text-align: center;">RX-7 MAZDA</p> <p>ORNAMENTS</p>
<p>20 6230</p>  <p>LIFT GATE MECHANISMS</p>	<p>21 6300</p>  <p>WINDOW GLASSES</p>	<p>22 6330</p>  <p>SUNROOF</p>	<p>23 7800</p>  <p>SPOILERS & RELATED PARTS</p>		
<p>19 5840</p>  <p>FRONT DOOR TRIMS & RELATED PARTS</p>	<p>BODY (2/4)</p> 				<p>7 5180</p>  <p>COWL & EXTRACTOR GRILLES</p>
<p>18 5830</p>  <p>FRONT DOOR MECHANISMS</p>					<p>8 5230</p>  <p>BONNET</p>
<p>17 5800</p>  <p>FRONT DOORS</p>					<p>9 5260</p>  <p>TRUNK LID</p>
<p>16 5390</p> <p>5380</p>  <p>FLOOR ATTACHMENTS</p>	<p>15 5370</p>  <p>FLOOR PANELS</p>	<p>14 5360</p>  <p>ROOF PANELS</p>	<p>13 5340</p>  <p>SIDE PANELS</p>	<p>12 5330</p>  <p>DASH & COWL PANELS</p>	<p>11 5320</p>  <p>FENDER & WHEEL APRON PANELS</p>




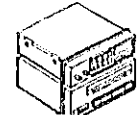
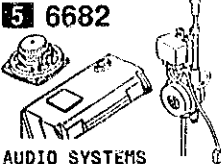

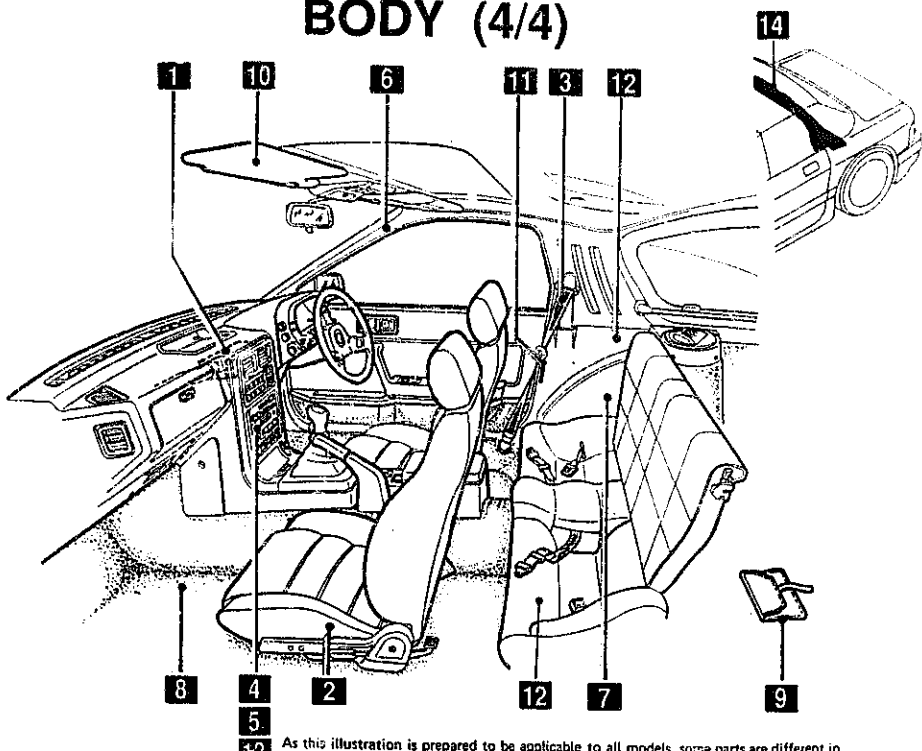
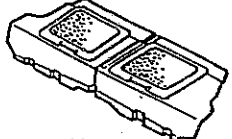

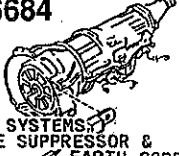


PICTORIAL INDEX

1 5500  DASHBOARD EQUIPMENTS	2 5520  METER HOOD	3 5530  SPEEDOMETER CABLE	4 5540  METER SET & METER COMPONENTS	5 5560  DASHBOARD & RELATED PARTS	6 5570  CONSOLE					
<h2 style="margin: 0;">BODY (3/4)</h2> 										
<small>As this illustration is prepared to be applicable to all models, some parts are different in specifications from the parts listed in this parts catalog.</small>										
<table style="width: 100%; border: none;"> <tr> <td style="width: 16.6%; vertical-align: top; padding: 5px;"> 13 6615  POWER WINDOW SWITCHES </td> <td style="width: 16.6%; vertical-align: top; padding: 5px;"> 12 7900  ACCESSORIES </td> <td style="width: 16.6%; vertical-align: top; padding: 5px;"> 11 6612  CLUSTER SWITCH </td> <td style="width: 16.6%; vertical-align: top; padding: 5px;"> 10 6611  COMBINATION SWITCH </td> <td style="width: 16.6%; vertical-align: top; padding: 5px;"> 9 6610  DASHBOARD SWITCHES </td> </tr> </table>						13 6615  POWER WINDOW SWITCHES	12 7900  ACCESSORIES	11 6612  CLUSTER SWITCH	10 6611  COMBINATION SWITCH	9 6610  DASHBOARD SWITCHES
13 6615  POWER WINDOW SWITCHES	12 7900  ACCESSORIES	11 6612  CLUSTER SWITCH	10 6611  COMBINATION SWITCH	9 6610  DASHBOARD SWITCHES						

- 7** 6120 
- 6100 
- 6110 
- 6115 
HEATER

- 8** 6130 
- 6130 
- 6140 
- 6135 
- 6150 
AIR CONDITIONER

PICTORIAL INDEX

1 5580  VENTILATOR	2 5700  SEATS	3 5790  SEAT BELTS	4 6680  AUDIO SYSTEMS (RADIO & TAPE DECK)	5 6682  AUDIO SYSTEMS (ANTENNA & SPEAKER)	6 6820  FRONT HEADER TRIM & PILLAR TRIMS
<h2>BODY (4/4)</h2>  <p>As this illustration is prepared to be applicable to all models, some parts are different in specifications from the parts listed in this parts catalog.</p>					
15 6845  STORAGE BOX	14 6810  ROLLERBAR	13 6684  AUDIO SYSTEMS (NOISE SUPPRESSOR & EARTH CORD)	12 7250  QUARTER WINDOW & TRIMS	11 6930  CAUTION PLATES & LABELS	

SECTION NAME INDEX (ENGINE)

LO.NO	SEC.NO	SECTION NAME	LO.NO	SEC.NO	SECTION NAME	LO.NO	SEC.NO	SECTION NAME
1-C03	1000	ENGINE & GASKET SETS (W/O TURBO)	1-C09	1600	CLUTCH DISC & COVER (MANUAL) (W/O TURBO)			
1-D03	1000 A	ENGINE & GASKET SETS (TURBO)	1-D09	1600 A	CLUTCH DISC & COVER (MANUAL) (TURBO)			
1-E03	1030	ROTOR HOUSINGS (W/O TURBO)	1-F09	1700	TRANSMISSION CASE (MANUAL) (W/O TURBO)			
1-G03	1030 A	ROTOR HOUSINGS (TURBO)	1-H09	1700 A	TRANSMISSION CASE (MANUAL) (TURBO)			
1-I03	1040	OIL PAN, FRONT & REAR HOUSING (W/O TURBO)	1-K09	1710	TRANSMISSION GEARS (MANUAL) (W/O TURBO)			
1-L03	1040 A	OIL PAN, FRONT & REAR HOUSING (TURBO)	1-E10	1710 A	TRANSMISSION GEARS (MANUAL) (TURBO)			
1-C04	1100	ECCENTRIC SHAFT & FLYWHEEL	1-K10	1720	CHANGE CONTROL SYSTEM (MANUAL) (W/O TURBO)			
1-F04	1110	ROTORS & RELATED PARTS	1-N10	1720 A	CHANGE CONTROL SYSTEM (MANUAL) (TURBO)			
1-H04	1300	INLET MANIFOLD (W/O TURBO)	1-E11	1800	ENGINE ELECTRICAL SYSTEM			
1-J04	1300 A	INLET MANIFOLD (TURBO)	1-I11	1830	ALTERNATOR			
1-K04	1310	EXHAUST MANIFOLD	1-K11	1840	STARTER			
1-L04	1311	INTER COOLER (TURBO)	1-N11	1850	BATTERY			
1-M04	1312	TURBO CHARGER	1-C12	1910	TORQUE CONVERTER, OIL PUMP & PIPINGS (AUTOMATIC)			
1-C05	1320	FUEL SYSTEM	1-F12	1920	TRANSMISSION CASE & MAIN CONTROL SYSTEM (AUTOMATIC)			
1-E05	1325	FUEL DISTRIBUTOR	1-M12	1925	CONTROL VALVE (AUTOMATIC)			
1-F05	1330	AIR CLEANER (W/O TURBO)	1-H13	1930	CLUTCHES & PLANETARY GEARS (AUTOMATIC)			
1-H05	1330 A	AIR CLEANER (TURBO)	1-D14	1940	GOVERNOR, LOW & REVERSE PISTON (AUTOMATIC)			
1-J05	1364	THROTTLE BODY (W/O TURBO)	1-G14	1950	MANUAL LINKAGE SYSTEM (AUTOMATIC)			
1-M05	1364 A	THROTTLE BODY (TURBO)	1-I14	1960	GASKET & SEAL KIT (AUTOMATIC)			
1-C06	1371	AIR PUMP & AIR CONTROL VALVE						
1-F06	1380	EMISSION CONTROL SYSTEM (W/O TURBO)						
1-J06	1380 A	EMISSION CONTROL SYSTEM (TURBO)						
1-C07	1400	OIL PUMP & FILTER (W/O TURBO)						
1-F07	1400 A	OIL PUMP & FILTER (TURBO)						
1-J07	1500	COOLING SYSTEM						
1-C08	1580	BRACKET, PULLEY & BELT						

CATLOG-NO= AUFA03-07

DATE. 1993-12

PAGE. 1

SECTION NAME INDEX (CHASSIS)

LO.NO	SEC.NO	SECTION NAME	LO.NO	SEC.NO	SECTION NAME	LO.NO	SEC.NO	SECTION NAME
2-C03	2505	REAR PROPELLER SHAFT	2-C08	4160	ACCELERATOR CONTROL SYSTEM			
2-D03	2550	REAR DRIVE SHAFT	2-D08	4200	FUEL TANK			
2-E03	2600	REAR AXLE	2-G08	4210	FUEL LID OPENER			
2-G03	2610	REAR BRAKE MECHANISMS	2-H08	4300	CLUTCH & BRAKE PEDALS (MANUAL TRANSMISSION)			
2-J03	2710	REAR DIFFERENTIALS (NORMAL DIFF.)	2-K08	4300A	BRAKE PEDALS (AUTOMATIC TRANSMISSION)			
2-N03	2710 A	REAR DIFFERENTIALS (LIMITED SLIP DIFF.)	2-M08	4340	BRAKE MASTER CYLINDER & POWER BRAKE (W/O TURBO)			
2-F04	2800	REAR SUSPENSION MECHANISMS	2-C09	4340 A	BRAKE MASTER CYLINDER & POWER BRAKE (TURBO)			
2-G04	2801	REAR SPRING & DAMPER	2-E09	4360	BRAKE PIPINGS (W/O TURBO)			
2-H04	2810	REAR STABILIZER	2-G09	4360 A	BRAKE PIPINGS (TURBO)			
2-I04	2830	REAR LOWER ARMS & SUB FRAME	2-I09	4370	ANTILOCK BRAKE SYSTEM			
2-K04	3200	STEERING WHEEL (W/O AIR BAG)	2-M09	4400	PARKING BRAKE SYSTEM			
2-M04	3200 A	STEERING WHEEL (W/ AIR BAG)	2-C10	4500	FUEL PIPINGS			
2-N04	3210	STEERING COLUMN & SHAFTS	2-G10	4600	CHANGE CONTROL SYSTEM (AT)			
2-D05	3220	STEERING GEAR (W/ POWER STEERING-ENGINE REVOLUTION PER MINUTE SENSOR)						
2-G05	3220 A	STEERING GEAR (W/ POWER STEERING-VELOCITY SENSOR)						
2-J05	3240	POWER STEERING SYSTEM						
2-M05	3300	FRONT AXLE						
2-C06	3310	FRONT BRAKE MECHANISMS						
2-G06	3400	FRONT SUSPENSION MECHANISMS						
2-I06	3401	FRONT SPRING & DAMPER						
2-J06	3410	CROSSMEMBER & STABILIZER						
2-K06	3700	TIRES & JACK						
2-C07	3900	ENGINE & T/MISSION MOUNTINGS (MT)						
2-D07	3900A	ENGINE & T/MISSION MOUNTINGS (AT)						
2-E07	4000	EXHAUST SYSTEM (W/D TURBO)						
2-I07	4000 A	EXHAUST SYSTEM (TURBO)						
2-L07	4140	CLUTCH RELEASE & MASTER CYLINDERS (MANUAL TRANSMISSION)						
2-N07	4145	CLUTCH PIPINGS (MANUAL TRANSMISSION)						

CATLOG-NO= AUFA03-07

DATE. 1993-12

PAGE. 2

SECTION NAME INDEX (BODY) 1/2

LO.NO	SEC.NO	SECTION NAME	LO.NO	SEC.NO	SECTION NAME	LO.NO	SEC.NO	SECTION NAME
3-C03	0900	KEY SETS	3-E09	5390	FLOOR ATTACHMENTS			
3-F03	5000	FRONT BUMPER	3-C10	5500	DASHBOARD EQUIPMENTS			
3-H03	5010	REAR BUMPER	3-F10	5520	METER HOOD			
3-J03	5020	HEAD LAMP CLEANER	3-G10	5530	SPEEDOMETER CABLE			
3-L03	5030	WINDOW MOULDINGS	3-H10	5540	METER COMPONENTS			
3-M03	5040	BODY MOULDINGS (COUPE)	3-J10	5560	DASHBOARD & RELATED PARTS			
3-D04	5060	SIDE PROTECTORS	3-D11	5570	CONSOLE			
3-G04	5100	HEAD LAMPS	3-G11	5580	VENTILATOR			
3-H04	5103	HEAD LAMP RETRACTORS	3-H11	5700	FRONT SEATS (COUPE)			
3-K04	5105	FRONT COMBINATION LAMPS	3-J12	5700A	FRONT SEATS (CONVERTIBLE)			
3-D05	5110	REAR COMBINATION LAMPS	3-D13	5790	SEAT BELTS (COUPE)			
3-H05	5120	LICENSE LAMPS	3-F13	5790A	SEAT BELTS (CONVERTIBLE)			
3-J05	5125	INTERIOR LAMPS	3-G13	5795	AIR BAG			
3-K05	5130	OVERHEAD CONSOLE	3-H13	5800	FRONT DOORS (COUPE)			
3-L05	5170	ORNAMENTS	3-K13	5800A	FRONT DOORS (CONVERTIBLE)			
3-M05	5180	COWL & EXTRACTOR GRILLES	3-C14	5830	FRONT DOOR MECHANISMS (COUPE)			
3-D06	5230	BONNET	3-I14	5830A	FRONT DOOR MECHANISMS (CONVERTIBLE)			
3-G06	5260	TRUNK LID (CONVERTIBLE)	3-M14	5840	FRONT DOOR TRIMS & RELATED PARTS (COUPE)			
3-H06	5310	FRONT PANELS (COUPE)	3-H15	5840A	FRONT DOOR TRIMS & RELATED PARTS (CONVERTIBLE)			
3-J06	5310 A	FRONT PANELS (CONVERTIBLE)	3-C16	6100	HEATER			
3-M06	5320	FENDER & WHEEL APRON PANELS (COUPE)	3-E16	6110	HEATER UNIT COMPONENTS			
3-D07	5320 A	FENDER & WHEEL APRON PANELS (CONVERTIBLE)	3-F16	6115	HEATER CONTROLS COMPONENTS			
3-G07	5330	DASH & COWL PANELS	3-G16	6120	HEATER BLOWER COMPONENTS			
3-H07	5340	SIDE PANELS (COUPE)	3-I16	6130	AIR CONDITIONER (JAPAN MAKE)			
3-M07	5340A	SIDE PANELS (CONVERTIBLE)	3-L16	6130A	AIR CONDITIONER (OPTIONAL PARTS)			
3-G08	5360	ROOF PANELS (COUPE)						
3-H08	5370	FLOOR PANELS (COUPE)						
3-K08	5370 A	FLOOR PANELS (CONVERTIBLE)						
3-C09	5380	FLOOR ATTACHMENTS (HOLE COVERS)						

CATLOG-NO= AUFA03-07

DATE. 1993-12

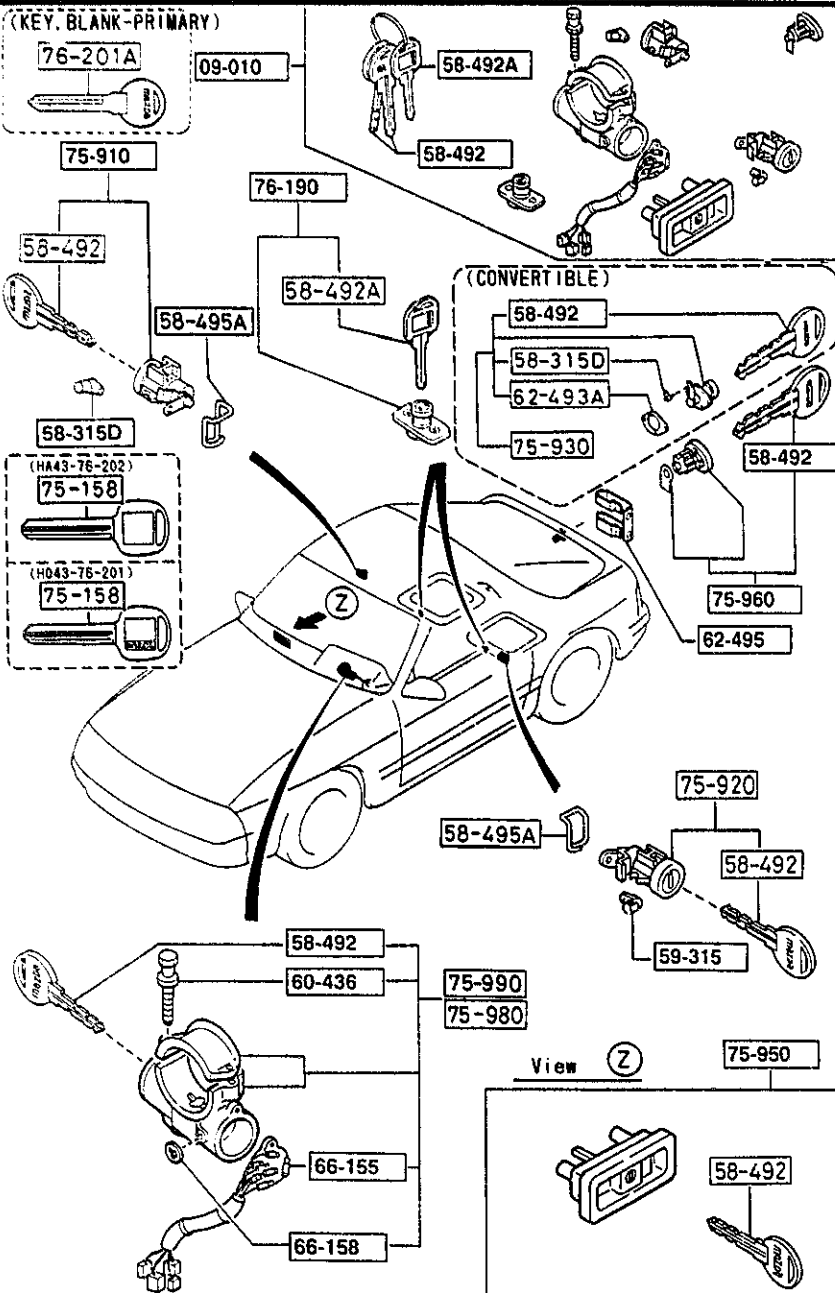
PAGE. 3

3-D 2

SECTION NAME INDEX (BODY) 2/2

LO.NO	SEC.NO	SECTION NAME	LO.NO	SEC.NO	SECTION NAME	LO.NO	SEC.NO	SECTION NAME
4-C03	6135	O RING SET,PIPING	4-J07	6701 A	WIRING HARNESSSES(ENGINE & T/MISSION)			
4-D03	6140	COMPRESSOR COMPONENTS (AIR CONDITIONER) (JAPAN MAKE)	4-K07	6702	WIRING HARNESSSES(DASHBOARD)			
4-G03	6140A	COMPRESSOR COMPONENTS (AIR CONDITIONER) (OPTIONAL PARTS)	4-L07	6703	WIRING HARNESSSES(DOOR,FLOOR/CEILING)			
4-I03	6150	COOLING UNIT (AIR CONDITIONER) (JAPAN MAKE)	4-M07	6704	WIRING HARNESS CLAMPS			
4-J03	6150A	COOLING UNIT (AIR CONDITIONER) (OPTIONAL PARTS)	4-D08	6720	WINDSHIELD WASHER			
4-K03	6230	LIFT GATE MECHANISMS (COUPE)	4-F08	6730	WINDSHIELD WIPERS			
4-N03	6300	WINDOW GLASSES (COUPE)	4-G08	6740	WIPER MOTOR COMPONENTS(FRONT)			
4-C04	6300A	WINDOW GLASSES (CONVERTIBLE)	4-H08	6750	WINDOW WIPER & WASHER (REAR)			
4-D04	6330	SUNROOF (COUPE)	4-K08	6760	WINDOW WIPER MOTOR COMPONENTS (REAR)			
4-H04	6330A	SUNROOF (CONVERTIBLE)	4-L08	6800	CEILING TRIMS (COUPE)			
4-M04	6600	SWITCHES & RELAYS (ENGINE)	4-N08	6800A	CEILING TRIMS (CONVERTIBLE)			
4-G05	6610	DASHBOARD SWITCHES	4-C09	6810	ROLLEBAR (CONVERTIBLE)			
4-H05	6611	COMBINATION SWITCH	4-E09	6820	PILLAR TRIMS (COUPE)			
4-I05	6612	CLUSTER SWITCH	4-G09	6820A	PILLAR TRIMS (CONVERTIBLE)			
4-L05	6615	POWER WINDOW SWITCHES	4-H09	6840	TRIMS & SCUFF PLATES (COUPE)			
4-M05	6630	RELAYS & UNIT (BODY)	4-L09	6840A	TRIMS & SCUFF PLATES (CONVERTIBLE)			
4-C06	6635	DOOR SWITCH & HORNS	4-N09	6845	STRAGE BOX			
4-D06	6640	AUTO CRUISE CONTROL SYSTEM	4-D10	6860	FLOOR MATS & PADS (COUPE)			
4-E06	6680	AUDIO SYSTEMS (RADIO & TAPE DECK)	4-I10	6860A	FLOOR MATS & PADS (CONVERTIBLE)			
4-J06	6682	AUDIO SYSTEMS (ANTENNA & SPEAKER)	4-M10	6870	SERVICE TOOLS			
4-C07	6684	AUDIO SYSTEMS(NOISE SUPPRESSOR & EARTH CORD)	4-N10	6900	VISORS,ASSIST HANDLES & MIRRORS (COUPE)			
4-D07	6700	WIRING HARNESSSES(FRONT & REAR) (COUPE)	4-E11	6900A	VISORS,ASSIST HANDLES & MIRRORS (CONVERTIBLE)			
4-F07	6700 A	WIRING HARNESSSES(FRONT & REAR) (CONVERTIBLE)	4-G11	6930	CAUTION PLATES & LABELS			
4-H07	6701	WIRING HARNESSSES(ENGINE & T/MISSION) (COUPE)	4-I11	7250	QUARTER WINDOW & TRIMS			
			4-K11	7800	SPOILERS & RELATED PARTS			

0900 KEY SETS



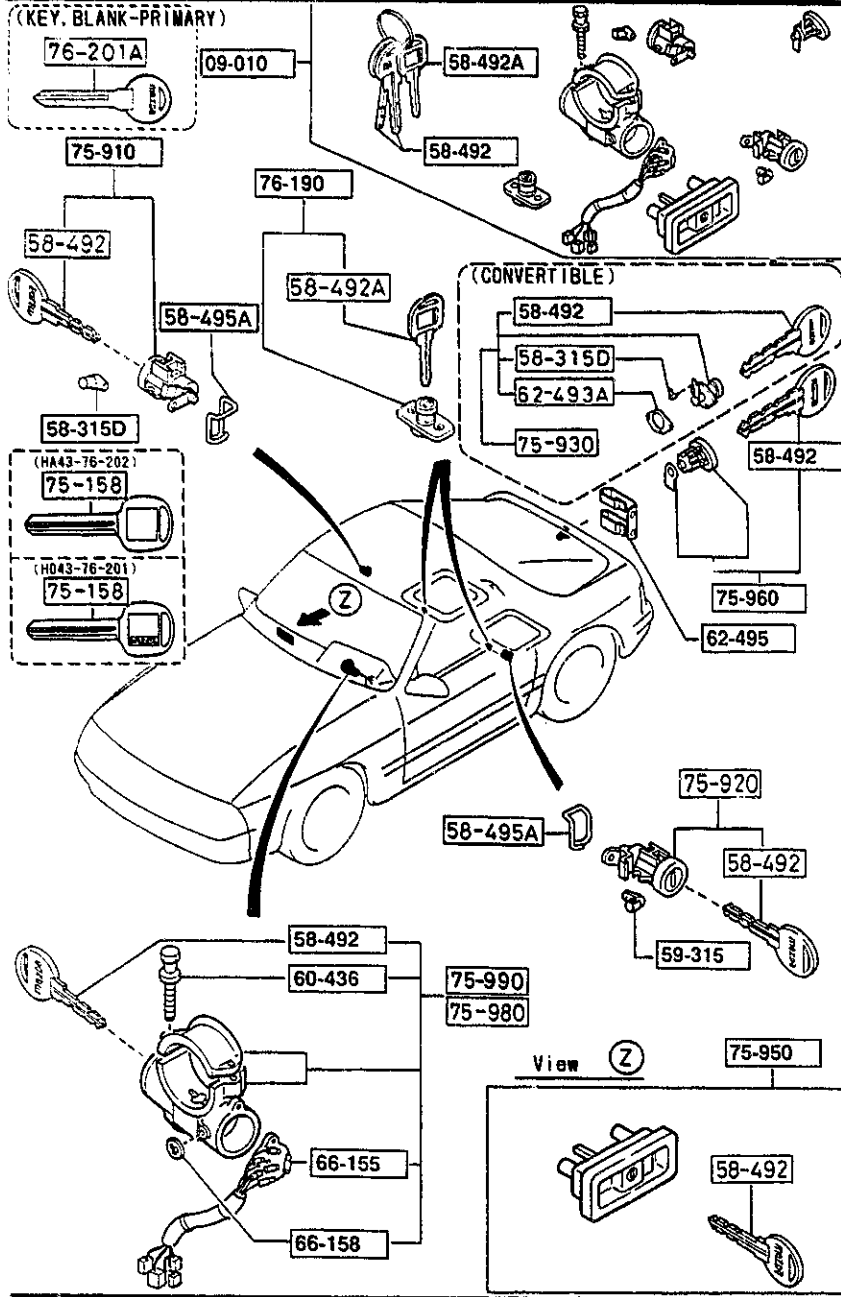
AUFA03

PART NO.	QTY	MODEL/RESTRICTION	MODEL/RESTRICTION	MODEL/RESTRICTION	FROM TO
09-010		KEY SET			
FC02-09-010	1	((CPE))>(MT)			
02	INT-	FD8 FE1 BLACK			
48	INT-	FD9 BLUE			
FC07-09-010	1				-1219
A (FC07-09-010A)					
02	INT-	FD8 FE1 BLACK			
48	INT-	FD9 BLUE			
FC66-09-010	1				-1219
A (FC66-09-010A)					
02	INT-	FD8 FE1 BLACK			
48	INT-	FD9 BLUE			
FC67-09-010	1				-1219
A (FC67-09-010A)					
02	INT-	FD8 FE1 BLACK			
48	INT-	FD9 BLUE			
FC07-09-010A	1	((CPE))>(AT)			1219-
02	INT-	FD8 FE1 BLACK			
48	INT-	FD9 BLUE			
FC66-09-010A	1	((CONVERTIBLE))>(MT)			1219-
02	INT-	FD8 FE1 BLACK			
48	INT-	FD9 BLUE			
FC67-09-010A	1	((CONVERTIBLE))>(AT)			1219-
02	INT-	FD8 FE1 BLACK			
48	INT-	FD9 BLUE			
58-315D		CLIP (R)			
G030-58-315	1	(CPE)			
G030-58-315	2	(CONVERTIBLE)			
58-492		KEY, PRIMARY			
H043-58-492	2	KEY NO. IS REQUIRED			
58-492A		KEY, SECONDARY			
H043-58-493	1	KEY NO. IS REQUIRED			
1219 FC3***-906627					

CAT. AUFA03-07

1993-12

0900 KEY SETS



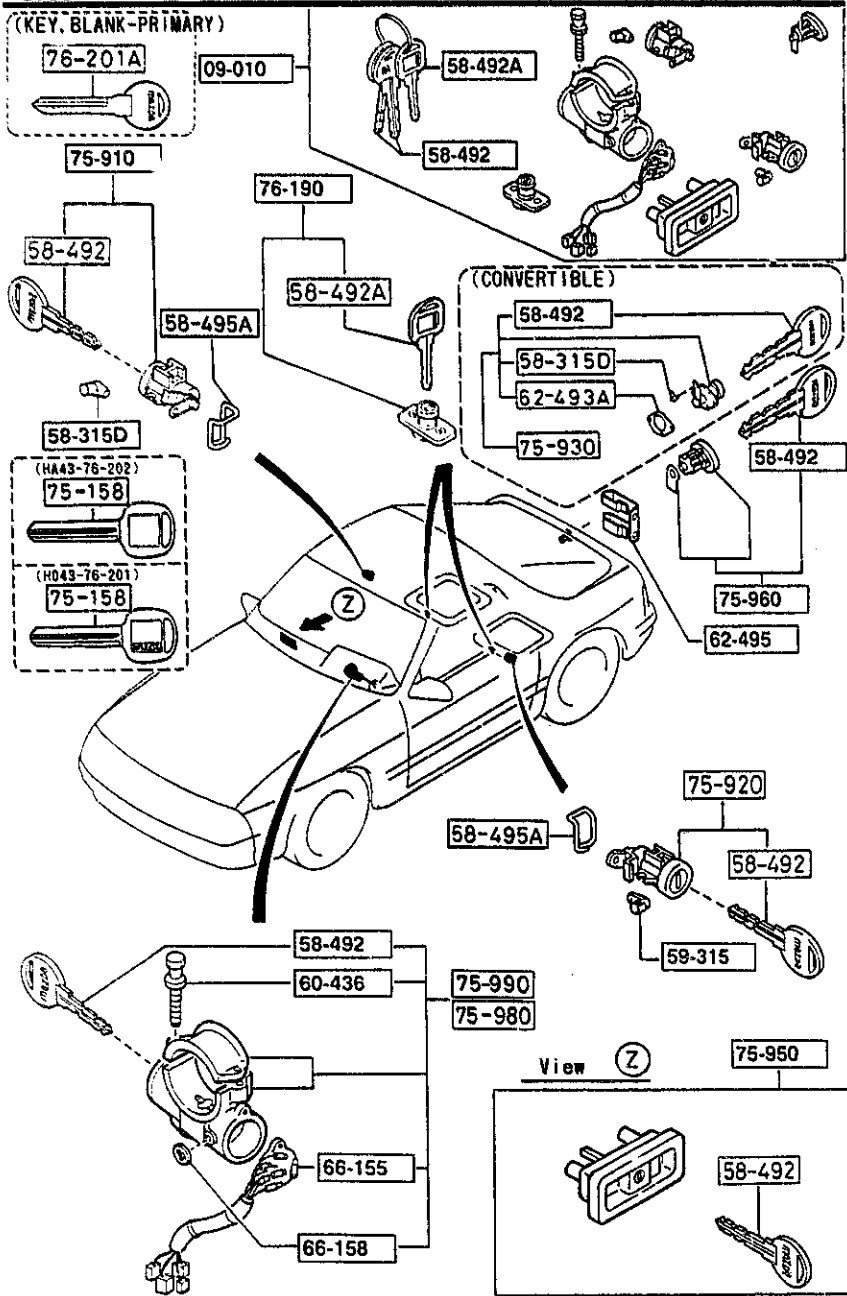
AUFA03

PART NO.	QTY	MODEL/RESTRICTION	MODEL/RESTRICTION	MODEL/RESTRICTION	FROM-TO
58-495A		RETAINER, LOCK CYL.			
FB01-58-495	2				
59-315		CLIP			
G030-59-315	1				
60-436		BOLT, SET			
H043-66-154	2				
62-493A		GASKET, KEY CYLINDER			
FB67-56-904	1	(CONVERTIBLE)			
62-495		RETAINER, LOCK CYL.			
FB01-62-495	1	(CPE)			
66-155		SWITCH, IGNITION			
FC01-66-151	1	((CPE))>(AT)) (CONVERTIBLE)			
FC02-66-151	1	((CPE))>(MT))			
66-158		NUT, SPEED-STEERING L OCK			
BC46-66-158	2				
75-158		KEY, BLANK			
H043-76-201	1				
HA43-76-202	1				
75-910		KEY SUB SET(R), DOOR			
FB01-76-210B	1				
75-920		KEY SUB SET(L), DOOR			
FB01-76-220B	1				
75-930		KEY SUB SET, TRUNK			
FB68-76-230	1	(CONVERTIBLE)			
75-950		KEY SUB SET, GLOVE			
FB02-76-250	1				
02	INT-	FD8 FE1 BLACK			
48	INT-	FD9 BLUE			

CAT. AUFA03-07

1993-12

0900 KEY SETS

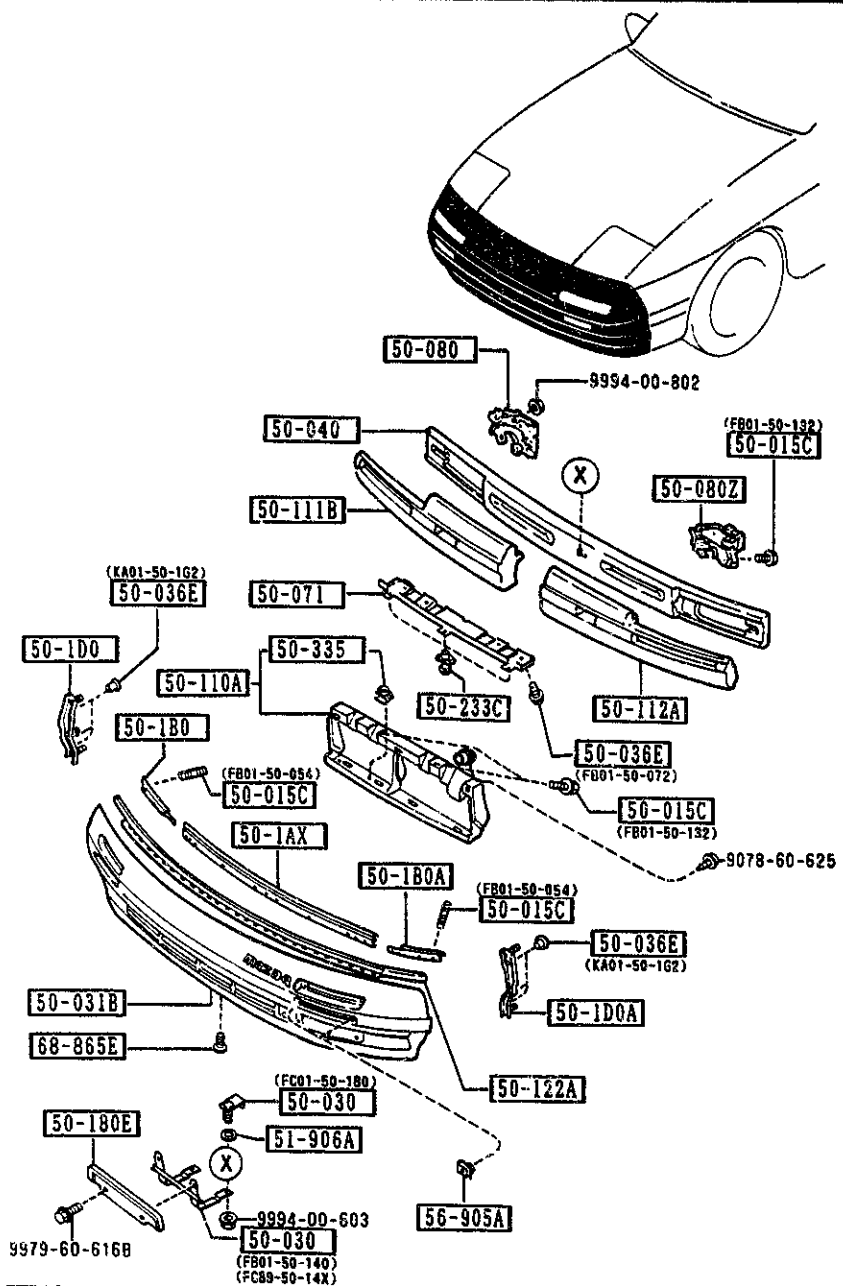


PART NO.	QTY	MODEL/RESTRICTION	MODEL/RESTRICTION	MODEL/RESTRICTION	FROM-TO
75-960		KEY SUB SET, LIFT GATE			
FB01-76-260	1	(CPE)			
75-980		KEY SUB SET, IG. SWICH			
FC01-76-290	1	((CPE))<(MT))			
FC07-76-290	1				-1219
A (FC07-76-290A)					
FC07-76-290A	1	((CPE))<(AT))			1219-
75-990		KEY SUB SET, ST. LOCK			
*FC66-76-290	1				-1219
A (FC66-76-290A)					
*FC67-76-290	1				-1219
A (FC67-76-290A)					
FC66-76-290A	1	((CONVERTIBLE))<(MT))			1219-
FC67-76-290A	1	((CONVERTIBLE))<(AT))			1219-
76-190		KEY SUB SET, STOWAGE			
FB02-76-190	1	(CPE)			
76-201A		KEY, BLANK-PRIMARY			
HA43-76-201A	1				

1219 FC3***-906627

5000 -2 * FRONT BUMPER

5000 FRONT BUMPER



PART NO.	QTY	MODEL/RESTRICTION	MODEL/RESTRICTION	MODEL/RESTRICTION	FROM-TO
50-1D0A		PLATE NO.3(L),SET-F. BUMPER			
FC01-50-1E0	1				
50-110A		BRACKET,BUMPER			
FC01-50-A30A	1				
50-111B		FOAM(R),ENGY.ABS-FRT BUMP			
FC01-50-111	1				
50-112A		FOAM(L),ENGY.ABS-FRT BUMP			
FC01-50-112	1				
50-122A		RETAINER,FRT.BUMPER			
FB01-50-050A	1				
50-180E		PROTECTOR,NO. PLATE			
FB01-50-144	1				
50-233C		FASTENER,REAR BUMPER			
BF82-50-233	3				
50-335		NUT,CLIP			
FB01-50-133C	4 ('92 MODEL)				
FB01-50-133A	4 ('91 MODEL)				
51-906A		WASHER,ROOF MOULD			
S232-51-906	2				
56-905A		NUT,SPRING			
0820-56-905	4				
68-865E		FASTENER			
S049-68-865	2				
00	INT-	FD8 FD9 BLACK			

1424 FC3***-907299

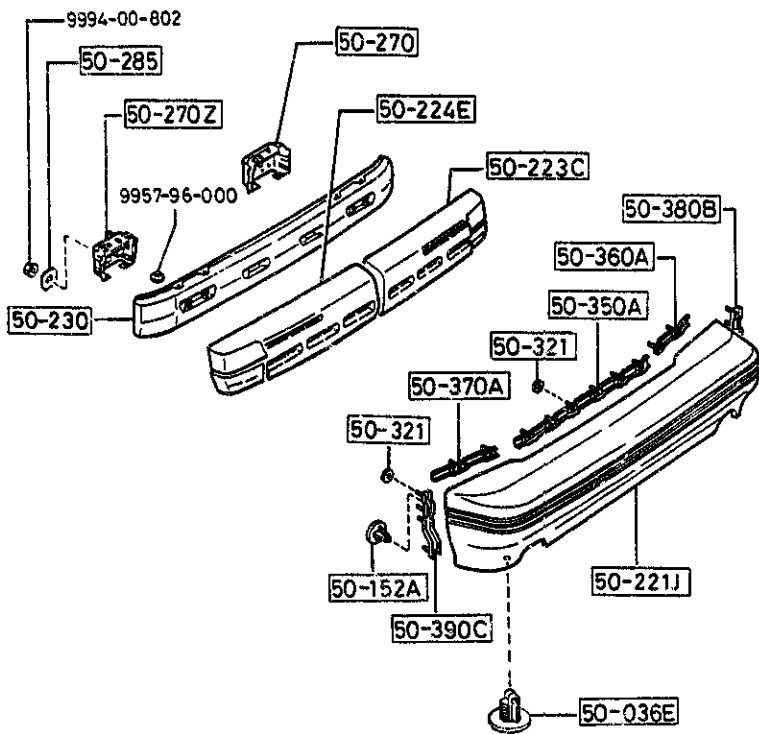
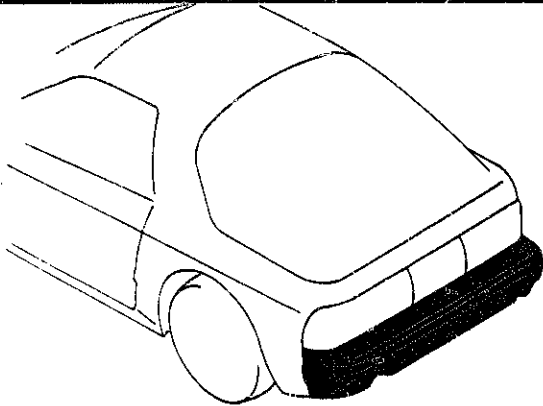
AUFA03

CAT. AUFA03-07

1993-12

3-G 3

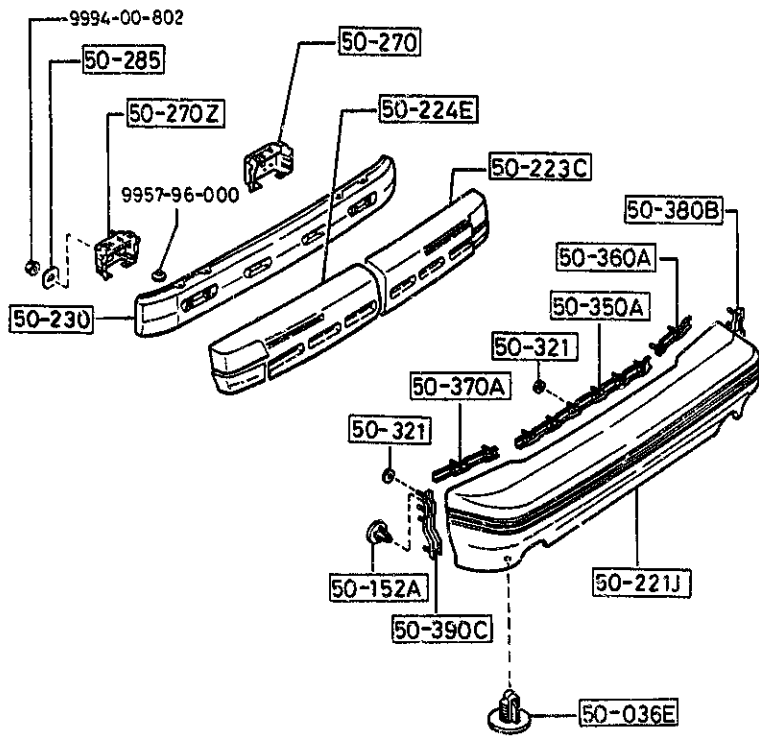
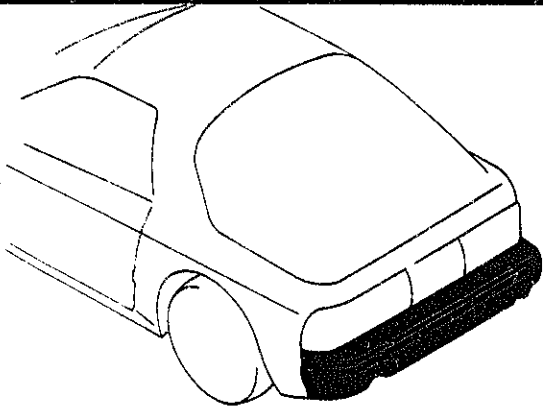
5010 REAR BUMPER



PART NO.	QTY	MODEL/RESTRICTION	MODEL/RESTRICTION	MODEL/RESTRICTION	FROM-TO
50-036E		CLIP			
FB01-50-072	6				
50-152A		CLIP			
3597-50-152	10				
50-221J		BUMPER, REAR			
FC01-50-221A	1	PAINT TO MATCH			
50-223C		FOAM(R), ENGY. ABS.-RR BUMP			
FC01-50-312	1				
50-224E		FOAM(L), ENGY. ABS.-RR BUMP			
FC01-50-313	1				
50-230		REINFORCEMENT, BUMPER			
FB01-50-330B	1				
50-270		STAY(R), RR. BUMPER			
FB01-50-280	1				
50-270Z		STAY(L), RR. BUMPER			
FB01-50-290	1				
50-285		GASKET, SEAL			
G030-50-285	2				
50-321		GASKET 'A', REAR BUMPER			
FB01-50-321	12				
50-350A		PLATE(C), SET-REAR BUMPER			
FB01-50-350	1				
50-360A		PLATE(R), SET-REAR BUMPER			
FB01-50-360	1				
50-370A		PLATE(L), SET-RR BUMPERS.			
FB01-50-370	1				
50-380B		PLATE(R), SET-RR BUMPERS.			

5010 -2 * REAR BUMPER

5010 REAR BUMPER



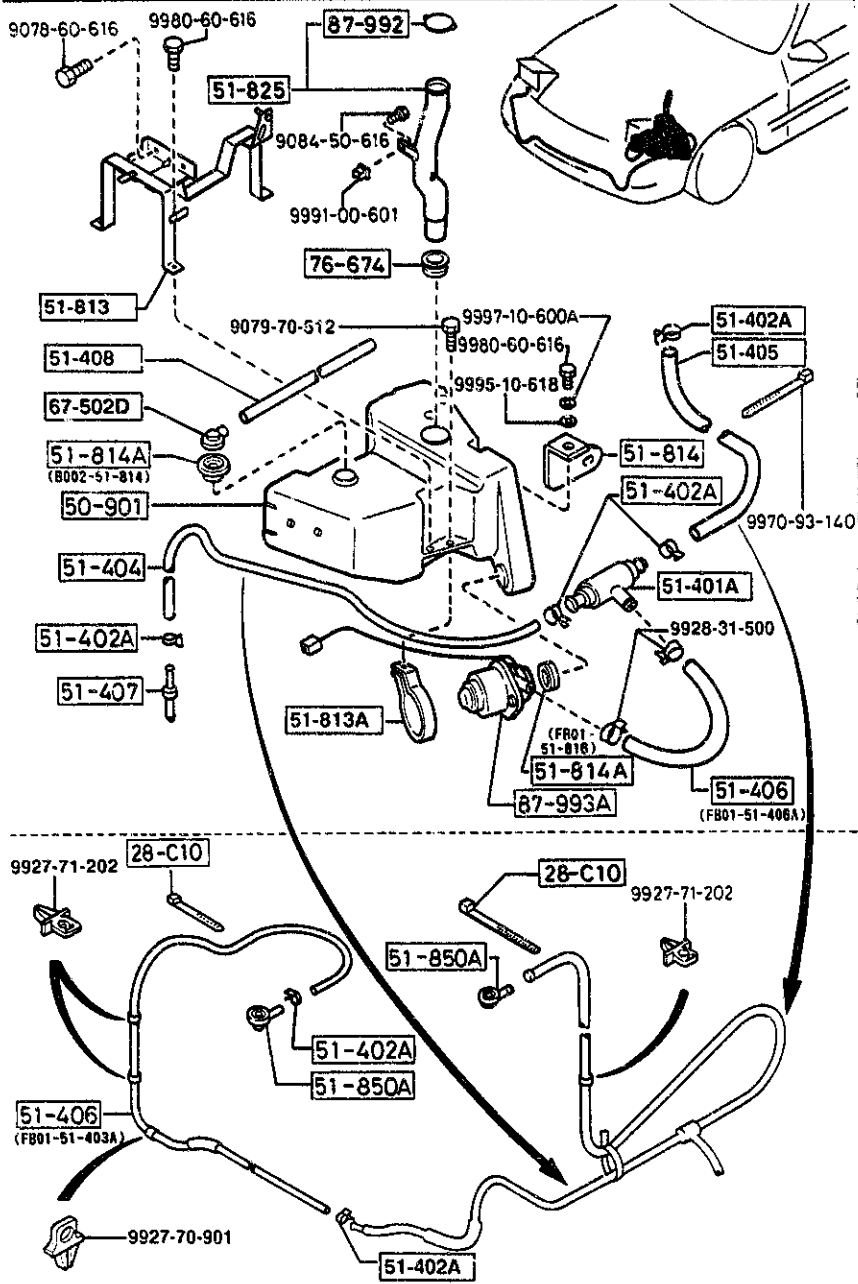
PART NO.	QTY	MODEL/RESTRICTION	MODEL/RESTRICTION	MODEL/RESTRICTION	FROM-TO
CONT'D FB01-50-380	1				
+-----+ 50-390C +-----+		PLATE(L),SET-RR BUMP ER S.			
FB01-50-390	1				

AUFA03

CAT. AUFA03-07

1993-12

5020 HEAD LAMP CLEANER



PART NO.	QTY	MODEL/RESTRICTION	MODEL/RESTRICTION	MODEL/RESTRICTION	FROM-TO
28-C10		BAND, PIPE			
B214-28-C10	2				
50-901		TANK, WASHER			
FC01-51-812	1				
51-401A		VALVE, CHECK			
G113-51-401	1				
51-402A		CLIP			
3972-51-402	6				
51-404		PIPE			
FB01-51-404A	1				
51-405		PIPE			
FB01-51-405A	1				
51-406		PIPE			
FB01-51-403A	1				
FB01-51-406A	1				
51-407		JOINT			
8965-51-406	1				
51-403		PIPE			
FB01-51-407	1				
51-813		HOLDER 'A'			
FB01-51-814	1				
51-813A		HOLDER, MOTOR-H. L. CLEANER			
FC01-51-813	1				
51-814		HOLDER 'B'			
FB01-51-819	1				
51-814A		GROMMET, WASHER TANK			
B002-51-814	1				
FB01-51-816	1				

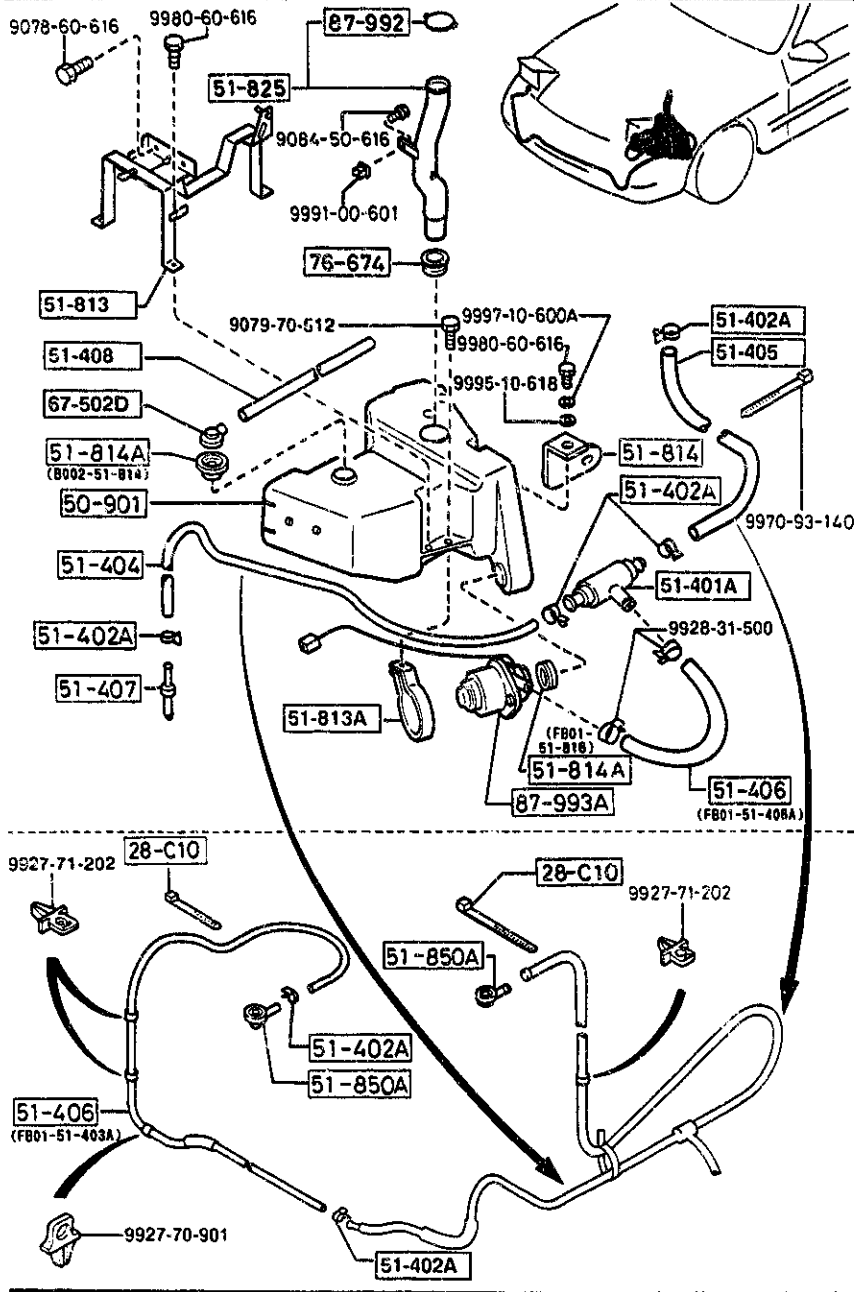
AUFA03

CAT. AUFA03-07

1993-12

5020 -2 * HEAD LAMP CLEANER

5020 HEAD LAMP CLEANER



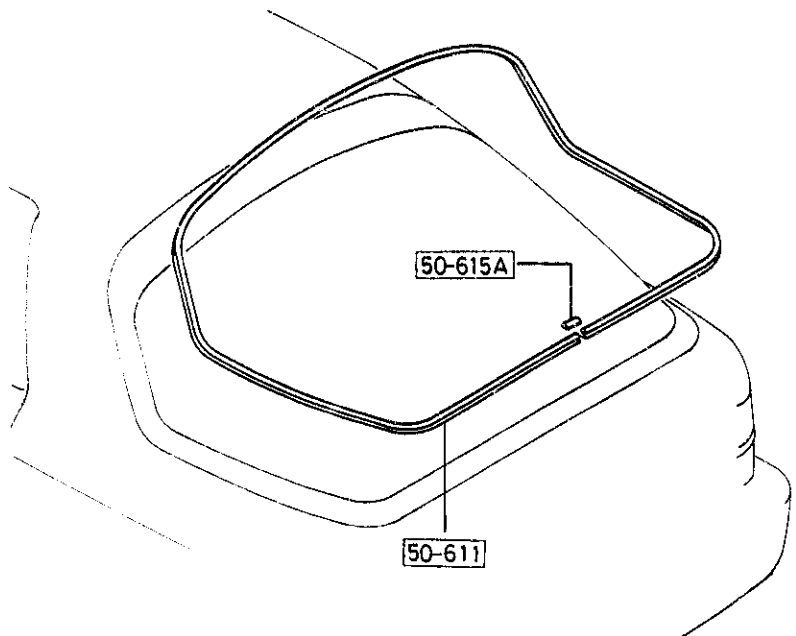
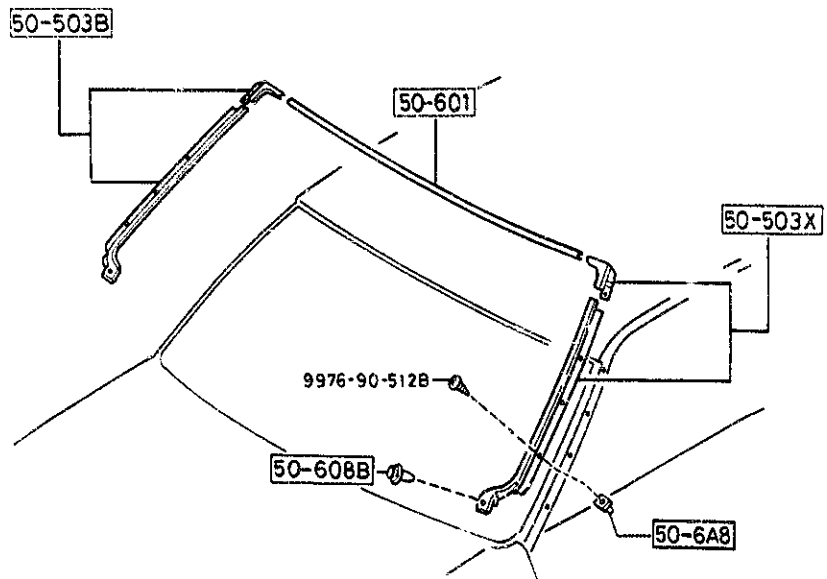
PART NO.	QTY	MODEL/RESTRICTION	MODEL/RESTRICTION	MODEL/RESTRICTION	FROM-ID
51-825 FB01-51-82XC	1	PIPE, FILLER-WASHER TANK			
51-850A FB01-51-850	2	NOZZLE, WASHER-H.L. CLEANER			
67-502D S092-67-502	1	JOINT 'L'			
76-674 1243-76-674	1	GROMMET			
87-992 H005-50-905	1	CAP, TANK			
87-993A FC01-51-811	1	PUMP KIT			

AUFA03

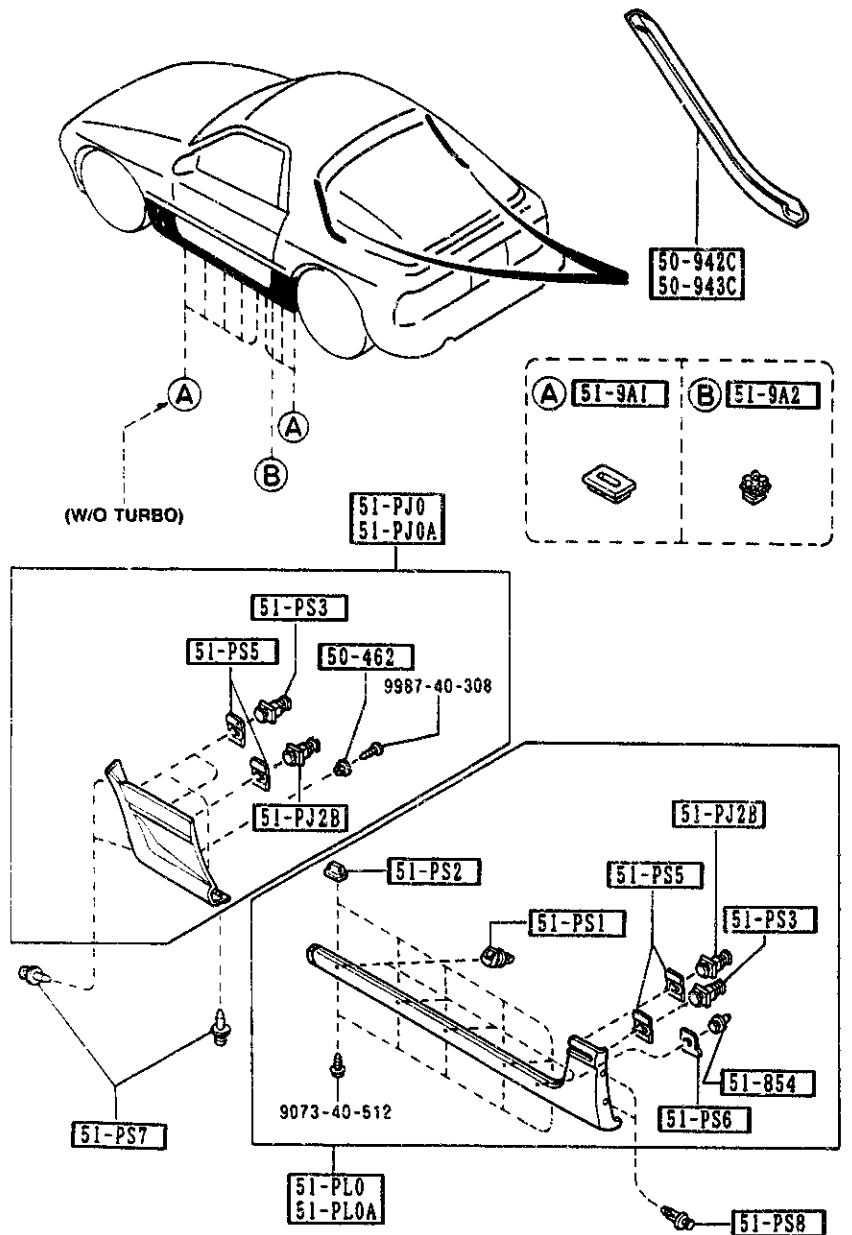
CAT. AUFA03-07

1993-12

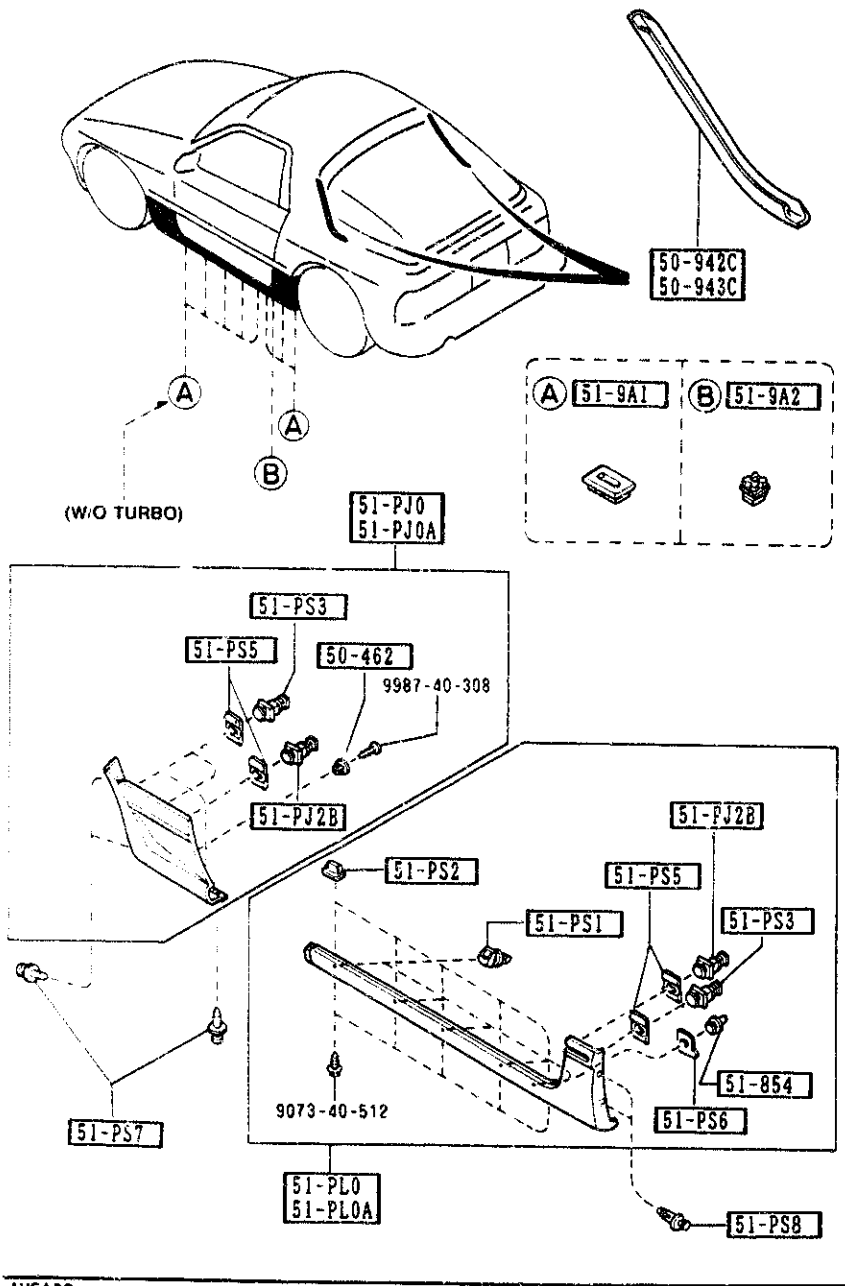
5030 WINDOW MOULDINGS



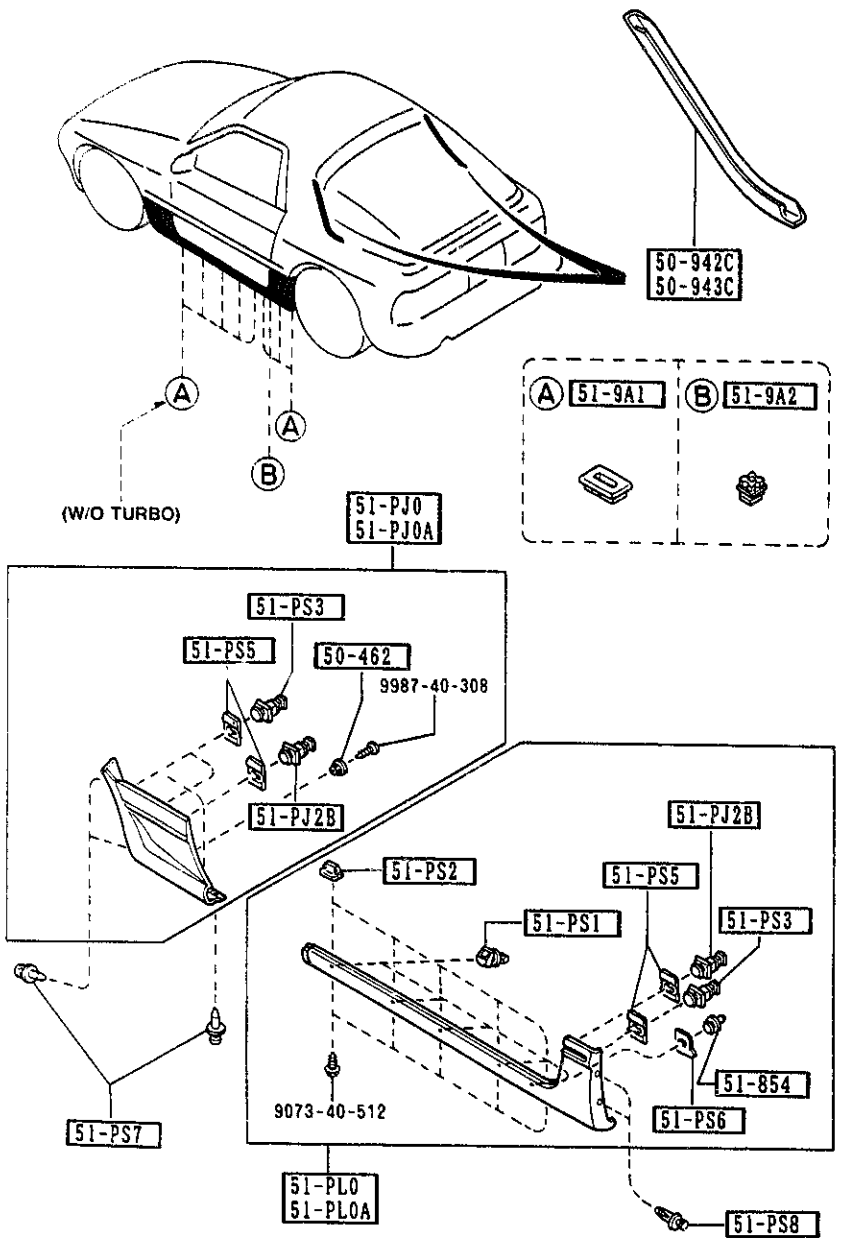
PART NO.	QTY	MODEL/RESTRICTION	MODEL/RESTRICTION	MODEL/RESTRICTION	FROM-TO
50-503B 8AF1-50-860	1	MOULD SET(R), F. SIDE			
50-503X 8AF1-50-870	1	MOULD SET(L), F. SIDE			
50-6A8 FB01-50-6A8	8	GROMMET, SCREW-F. WIN D. MLD			
50-601 FB01-50-601A	1	MOULD, WINDOW-FRONT			
50-608B H260-50-6A7	2	FASTENER, F. WIND. MLD.			
50-611 FB01-50-611C	1	MOULD, RR. WINDOW (CPE)			
50-615A FB01-50-615C	1	JOINT, BACK WINDOW MO ULD (CPE)			



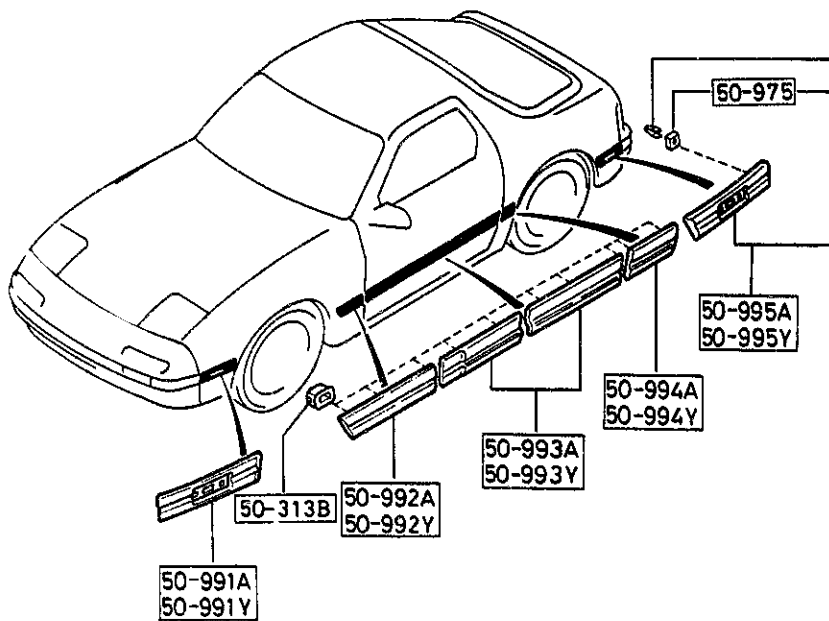
PART NO.	QTY	MODEL/RESTRICTION	MODEL/RESTRICTION	MODEL/RESTRICTION	FROM-TO
50-462		CLIP, STEP MOULD			
FC17-51-PS9	2	(TURBO)			
50-942C		MOULD(R), REAR			
FB01-50-942A	1	REGULAR TYPE			
50-943C		MOULD(L), REAR			
FB01-50-943A	1	REGULAR TYPE			
51-PJ0		MOULD(R), STEP-FRT			
FC17-51-PJ0A	1	(TURBO)			
PZ	EXT-	PZ BRILLIANT BLACK			
SQ	EXT-	SQ BLAZE RED			
UC	EXT-	UC CRYSTAL WHITE			
5N	EXT-	5N BRAVE BLUE MC			
51-PJ0A		MOULD(L), STEP-FRT			
FC17-51-PP0A	1	(TURBO)			
PZ	EXT-	PZ BRILLIANT BLACK			
SQ	EXT-	SQ BLAZE RED			
UC	EXT-	UC CRYSTAL WHITE			
5N	EXT-	5N BRAVE BLUE MC			
51-PJ2B		CLIP			
FC17-51-PJ2	4	(TURBO)			
51-PL0		MOULD(R), STEP-RR			
FC17-51-PK0B	1	(TURBO)			
PZ	EXT-	PZ BRILLIANT BLACK			
SQ	EXT-	SQ BLAZE RED			
UC	EXT-	UC CRYSTAL WHITE			
5N	EXT-	5N BRAVE BLUE MC			
51-PL0A		MOULD(L), STEP-RR			
FC17-51-PROB	1	(TURBO)			
PZ	EXT-	PZ BRILLIANT BLACK			
SQ	EXT-	SQ BLAZE RED			



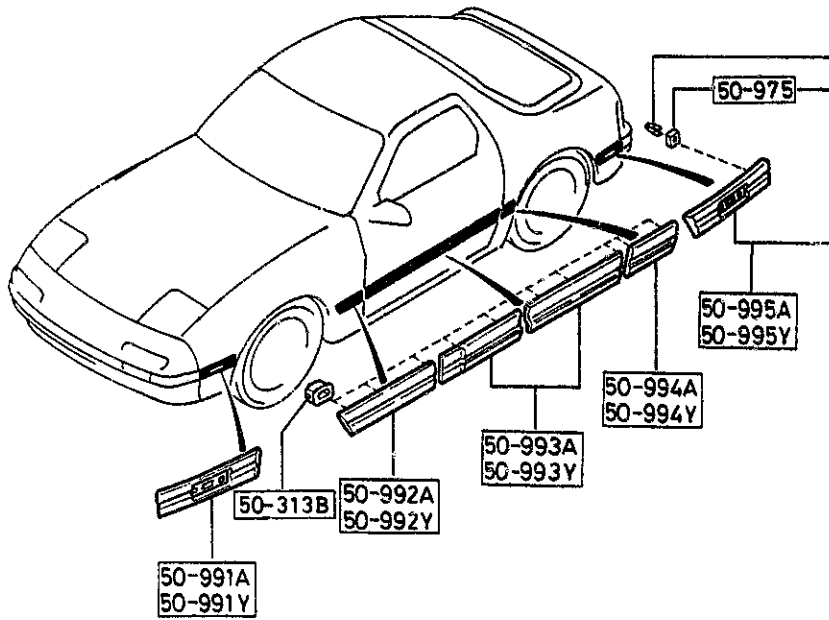
PART NO.	QTY	MODEL/RESTRICTION	MODEL/RESTRICTION	MODEL/RESTRICTION	FROM TO
CONT'D					
UC	EXT-	UC CRYSTAL WHITE			
5N	EXT-	5N BRAVE BLUE MC			
51-PS1		CLIP			
FC17-51-PS1A	10	(TURBO)			
51-PS2		SCREW,GROMMET			
FC17-51-PS2	10	(TURBO)			
51-PS3		CLIP			
FC17-51-PS3	6	(TURBO)			
51-PS5		BRACKET,NO.2			
FC17-51-PS5	10	(TURBO)			
51-PS6		BRACKET,NO.2			
FC17-51-PS6	1	(FOR RIGHT) (TURBO)			
FC18-51-PS6	1	(FOR LEFT) (TURBO)			
51-PS7		RIVET			
FC17-51-PS7	6	(TURBO)			
PZ	EXT-	PZ BRILLIANT BLACK			
SQ	EXT-	SQ BLAZE RED			
UC	EXT-	UC CRYSTAL WHITE			
5N	EXT-	5N BRAVE BLUE MC			
51-PS8		RIVET			
FC17-51-PS8	4	(TURBO)			
PZ	EXT-	PZ BRILLIANT BLACK			
SQ	EXT-	SQ BLAZE RED			
UC	EXT-	UC CRYSTAL WHITE			
5N	EXT-	5N BRAVE BLUE MC			
51-854		FASTENER			
5129-51-993	2	(TURBO)			
51-9A1		PLUG 'A', BLIND-S. SPOILER			



PART NO.	QTY	MODEL/RESTRICTION	MODEL/RESTRICTION	MODEL/RESTRICTION	FROM IO
CONT'D					
FB03-51-9A1	6	(TURBO)			
FB03-51-9A1	16	(W/O TURBO)			
51-9A2		PLUG'B', BLIND-S. SPOILER			
FB03-51-9A2	2				

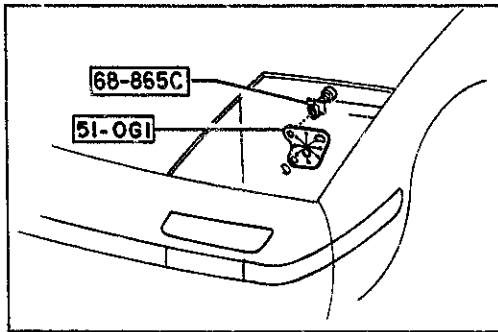
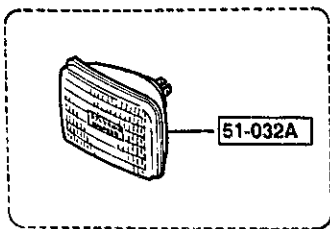
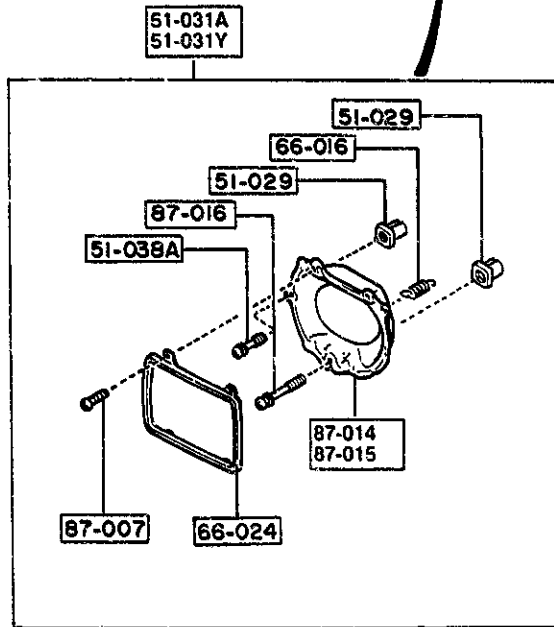



PART NO.	QTY	MODEL/RESTRICTION	MODEL/RESTRICTION	MODEL/RESTRICTION	FROM-TO
50-313B H115-50-313A	20	GROMMET, PROTECTOR			
50-975 FB01-50-945	2	GASKET			
50-991A FC01-50-6R0A	1	PROTECTOR 'A' (R), SIDE			
PZ	EXT-	PZ BRILLIANT BLACK			
SQ	EXT-	SQ BLAZE RED			
UC	EXT-	UC CRYSTAL WHITE			
5N	EXT-	5N BRAVE BLUE MC			
50-991Y FC01-50-6S0A	1	PROTECTOR 'A' (L), SIDE			
PZ	EXT-	PZ BRILLIANT BLACK			
SQ	EXT-	SQ BLAZE RED			
UC	EXT-	UC CRYSTAL WHITE			
5N	EXT-	5N BRAVE BLUE MC			
50-992A FC01-50-681A	1	PROTECTOR 'B' (R), SIDE (W/O TURBO)			
PZ	EXT-	PZ BRILLIANT BLACK			
SQ	EXT-	SQ BLAZE RED			
UC	EXT-	UC CRYSTAL WHITE			
5N	EXT-	5N BRAVE BLUE MC			
50-992Y FC01-50-691A	1	PROTECTOR 'B' (L), SIDE (W/O TURBO)			
PZ	EXT-	PZ BRILLIANT BLACK			
SQ	EXT-	SQ BLAZE RED			
UC	EXT-	UC CRYSTAL WHITE			
5N	EXT-	5N BRAVE BLUE MC			
50-993A FC01-50-682	1	PROTECTOR 'C' (R), SIDE			
PZ	EXT-	PZ BRILLIANT BLACK			



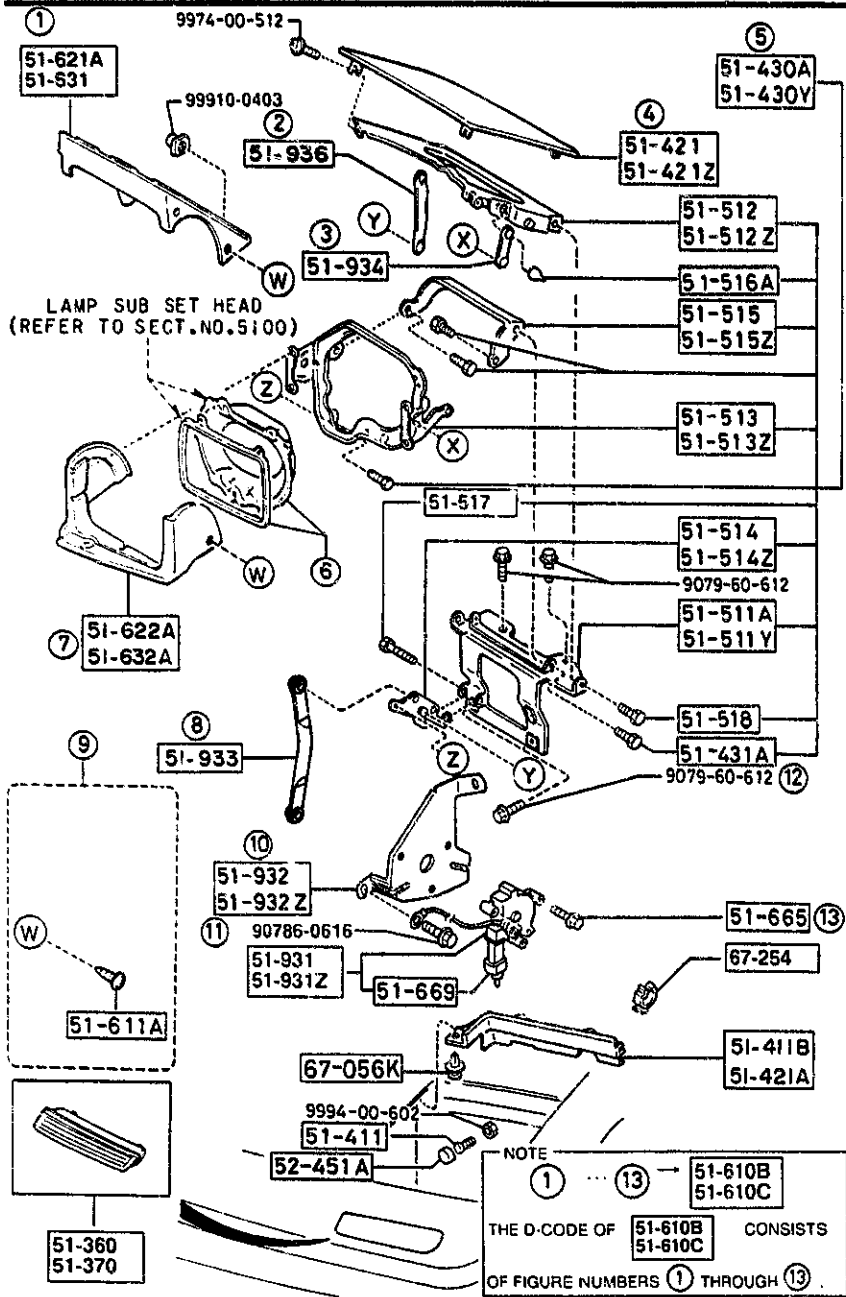
PART NO.	QTY	MODEL/RESTRICTION	MODEL/RESTRICTION	MODEL/RESTRICTION	FROM-TO
CONT'D					
SQ	EXT-	SQ BLAZE RED			
UC	EXT-	UC CRYSTAL WHITE			
5N	EXT-	5N BRAVE BLUE MC			
50-993Y		PROTECTOR'C'(L),SIDE			
FC01-50-692	1				
PZ	EXT-	PZ BRILLIANT BLACK			
SQ	EXT-	SQ BLAZE RED			
UC	EXT-	UC CRYSTAL WHITE			
5N	EXT-	5N BRAVE BLUE MC			
50-994A		PROTECTOR'D'(R),SIDE			
FC01-50-683A	1	(W/O TURBO)			
PZ	EXT-	PZ BRILLIANT BLACK			
SQ	EXT-	SQ BLAZE RED			
UC	EXT-	UC CRYSTAL WHITE			
5N	EXT-	5N BRAVE BLUE MC			
50-994Y		PROTECTOR'D'(L),SIDE			
FC01-50-693A	1	(W/O TURBO)			
PZ	EXT-	PZ BRILLIANT BLACK			
SQ	EXT-	SQ BLAZE RED			
UC	EXT-	UC CRYSTAL WHITE			
5N	EXT-	5N BRAVE BLUE MC			
50-995A		PROTECTOR'E'(R),SIDE			
FC01-50-6V0A	1				
PZ	EXT-	PZ BRILLIANT BLACK			
SQ	EXT-	SQ BLAZE RED			
UC	EXT-	UC CRYSTAL WHITE			
5N	EXT-	5N BRAVE BLUE MC			
50-995Y		PROTECTOR'E'(L),SIDE			
FC01-50-6W0A	1				
PZ	EXT-	PZ BRILLIANT BLACK			
SQ	EXT-	SQ BLAZE RED			
UC	EXT-	UC CRYSTAL WHITE			

5100 HEAD LAMPS



PART NO.	QTY	MODEL/RESTRICTION	MODEL/RESTRICTION	MODEL/RESTRICTION	FROM-TO
91-0G1		COVER, SEAL-SHROUD			
FB01-51-0G1	2				
91-029		GROMMET, SCREW			
0483-66-061A	4				
51-031A		LAMP SUB SET(R), HEAD			
88F1-51-032	1				
51-031Y		LAMP SUB SET(L), HEAD			
88F1-51-042	1				
51-032A		UNIT, HEAD LAMP			
FB06-51-031	2	GTE-SYLVANIA			
51-038A		SCREW, ADJUST			
FB01-51-047	2				
66-016		SPRING, ADJUST			
FC42-51-036	2				
66-024		RING, RETAINING			
BA03-51-033	2				
68-865C		FASTENER			
B006-68-865	6				
87-007		SCREW			
8239-51-035	8				
87-014		RING(R) MOUNTING			
FB01-51-032	1				
87-015		RING(L) MOUNTING			
FB01-51-042	1				
87-016		SCREW, ADJUST			
FB01-51-037	2				

5103 HEAD LAMP RETRACTORS



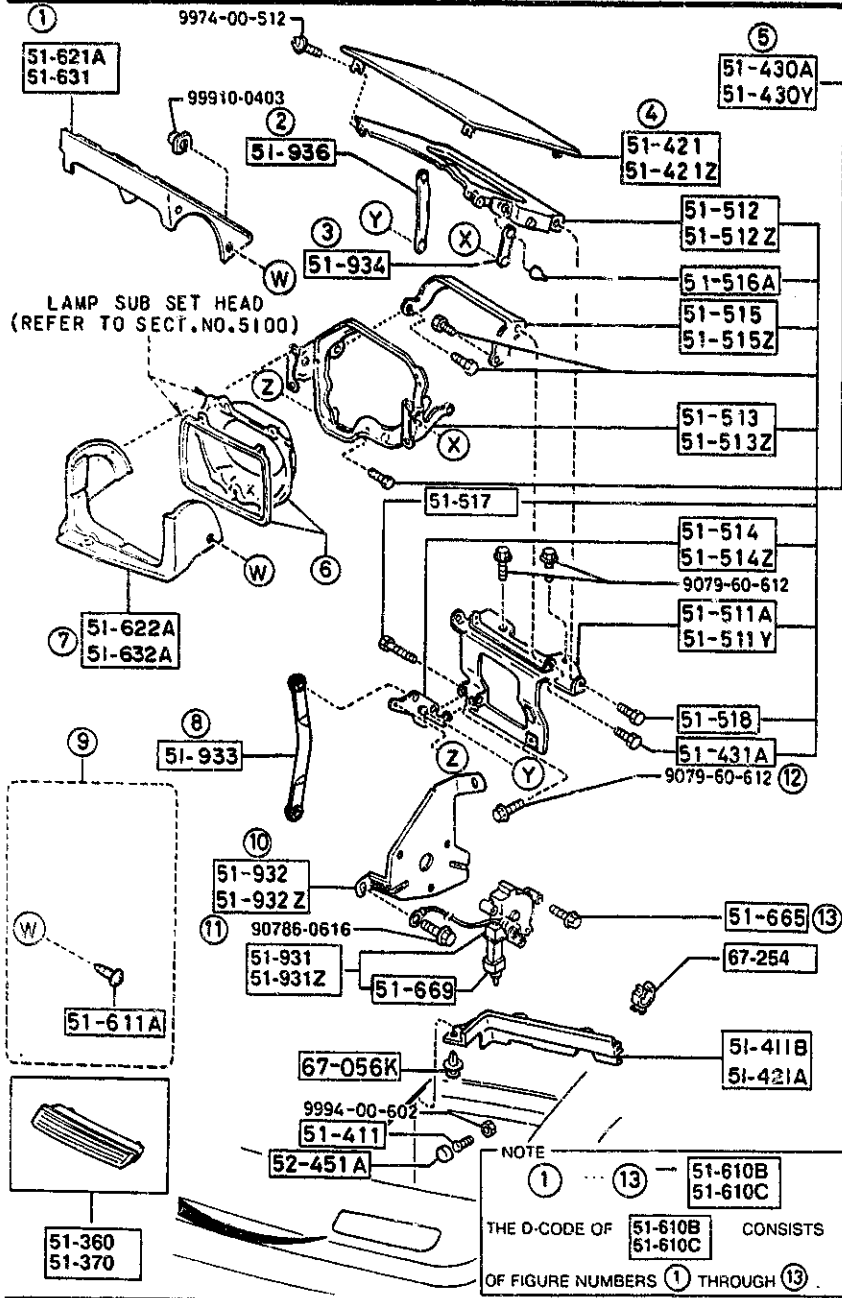
PART NO.	QTY	MODEL/RESTRICTION	MODEL/RESTRICTION	MODEL/RESTRICTION	FROM-TO
51-360 FB01-51-360B	1	COVER(R), PASSING HOLE			
51-370 FB01-51-370B	1	COVER(L), PASSING HOLE			
51-411 8871-51-411	2	SCREW, STOPPER			
51-411b FB01-51-411A	1	PROTECTOR(R), RETRACTABLE (W/O H.L. CLEANER)			
51-421 FB01-51-623	1	LID(R), LAMP			
51-421A FB01-51-421A	1	PROTECTOR(L), RETRACTABLE (W/O H.L. CLEANER)			
51-421Z FB01-51-633	1	LID(L), LAMP			
51-430A FB01-51-510F	1	HINGE(R), LID-LAMP			
51-430Y FB01-51-520F	1	HINGE(L), LID-LAMP			
51-431A H001-51-511	10	BOLT, HINGE			
51-511A FB01-51-511A	1	BRACKET(R), HINGE-LAMP LID			
51-511Y FB01-51-521A	1	BRACKET(L), HINGE-LAMP LID			
51-512 FB01-51-512	1	FRAME(R), LAMP LID			
51-512Z FB01-51-522	1	FRAME(L), LAMP LID			

AUFA03

CAT. AUFA03-07

1993-12

5103 HEAD LAMP RETRACTORS



PART NO.	QTY	MODEL/RESTRICTION	MODEL/RESTRICTION	MODEL/RESTRICTION	FROM-TO
51-513 FB01-51-513D	1	HOUSING(R), LAMP-LID HINGE			
51-513Z FB01-51-523D	1	HOUSING(L), LAMP-LID HINGE			
51-514 FB01-51-514A	1	ARM(R), LOWER-LID HINGE			
51-514Z FB01-51-524A	1	ARM(L), LOWER-LID HINGE			
51-515 FB01-51-515	1	ARM(R), UPPER-LID HINGE			
51-515Z FB01-51-525	1	ARM(L), UPPER-LID HINGE			
51-516A FB01-51-516	10	CAP, HINGE-H.L. RETRACTABLE			
51-517 FB01-51-517	2	BOLT, HINGE-H.L. RETRACTABLE			
51-518 FB01-51-518	4	BOLT, HINGE-H.L. RETRACTABLE			
51-610B 8AF2-51-610	1	RETRACTOR SET(R), HEAD LAMP (W/O H.L. CLEANER)			
51-610C 8AF2-51-650	1	RETRACTOR SET(L), HEAD LAMP (W/O H.L. CLEANER)			
51-611A FB01-51-611	12	SCREW, HEAD LAMP BEZEL (W/O H.L. CLEANER)			
51-621A FB01-51-621A	1	BEZEL(R), HEAD LAMP-UPPER (W/O H.L. CLEANER)			
51-622A FB01-51-622A	1	BEZEL(R), HEAD LAMP-LOWER (W/O H.L. CLEANER)			

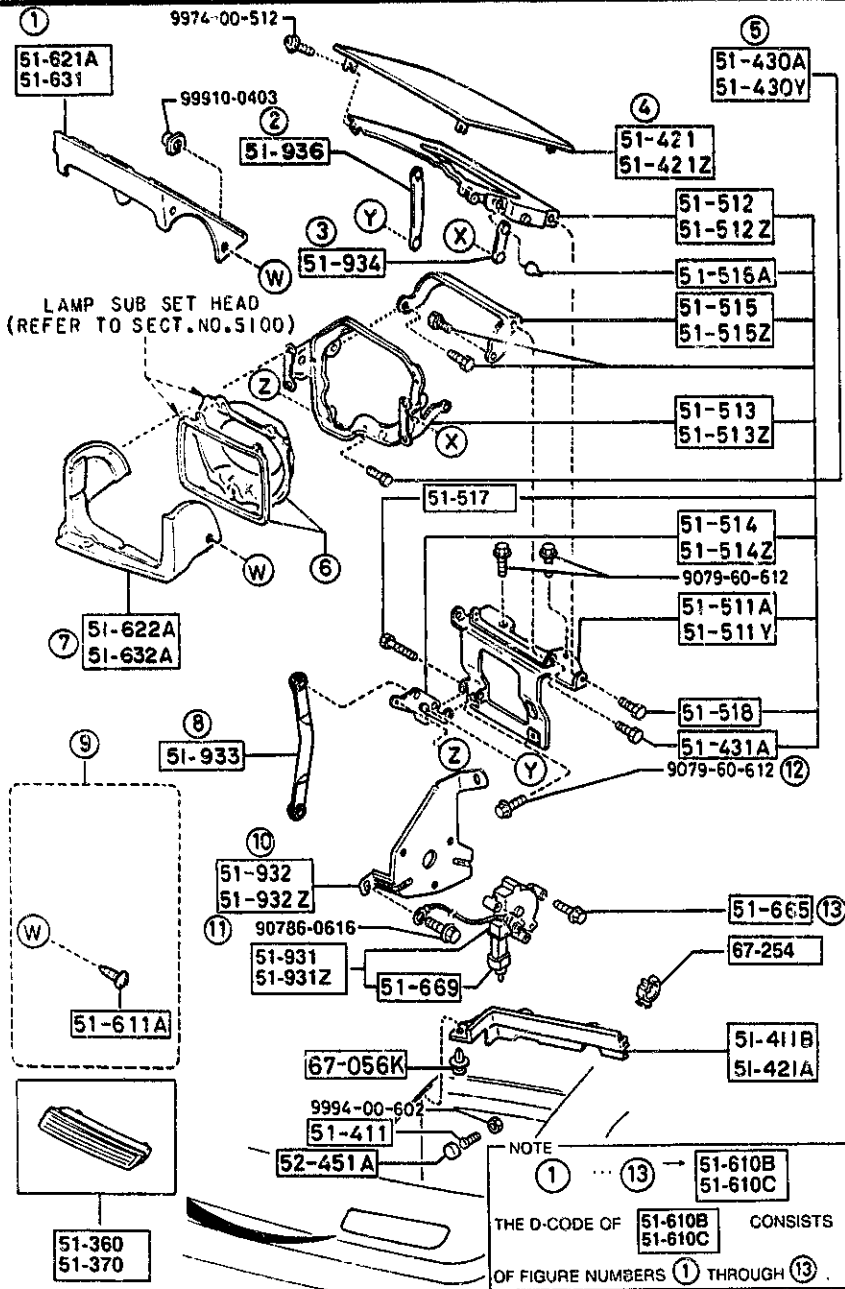
AUFA03

CAT. AUFA03-07

1993-12

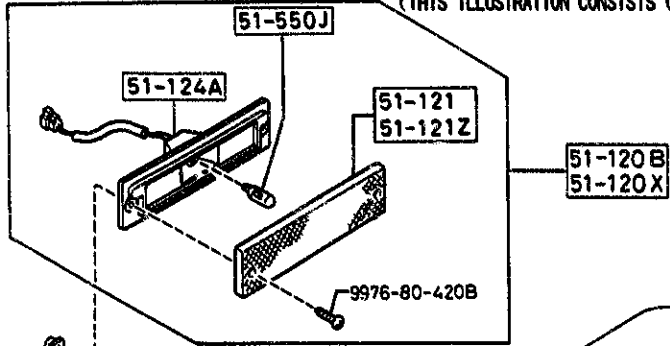
5103 -3 * HEAD LAMP RETRACTORS

5103 HEAD LAMP RETRACTORS




PART NO.	QTY	MODEL/RESTRICTION	MODEL/RESTRICTION	MODEL/RESTRICTION	FROM-TO
51-631 FB01-51-631A	1	BEZEL(L), HEAD LAMP-UPPER (W/O H.L. CLEANER)			
51-632A FB01-51-632A	1	BEZEL(L), HEAD LAMP-LOWER (W/O H.L. CLEANER)			
51-665 FB01-51-665	6	BOLT, MOTOR-RETRACT H/LAMP (W/O H.L. CLEANER)			
51-669 FB01-51-669	2	BOOT, MOTOR-RETRACT H/LAMP (W/O H.L. CLEANER)			
51-931 FB01-51-66X	1	MOTOR(R) (W/O H.L. CLEANER)			
51-931Z FB01-51-67X	1	MOTOR(L) (W/O H.L. CLEANER)			
51-932 FB01-51-662A	1	BRACKET(R) (W/O H.L. CLEANER)			
51-932Z FB01-51-672A	1	BRACKET(L) (W/O H.L. CLEANER)			
51-933 FB01-51-664A	2	ROD, MOTOR (W/O H.L. CLEANER)			
51-934 FB01-51-651A	2	ROD'A' (W/O H.L. CLEANER)			
51-936 FB01-51-652A	2	ROD'B' (W/O H.L. CLEANER)			
52-451A H001-51-513	2	RUBBER, CUSHION (W/O H.L. CLEANER)			
67-056K UB39-50-795	6	RIVET (W/O H.L. CLEANER)			
67-254 FC04-51-674	2	CLIP, CABLE (W/O H.L. CLEANER)			

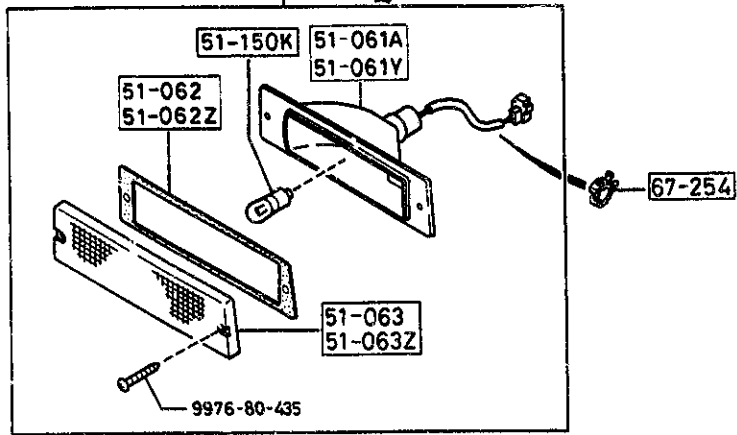
(THIS ILLUSTRATION CONSISTS OF 2 PAGES)



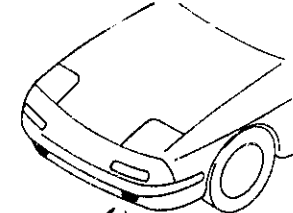
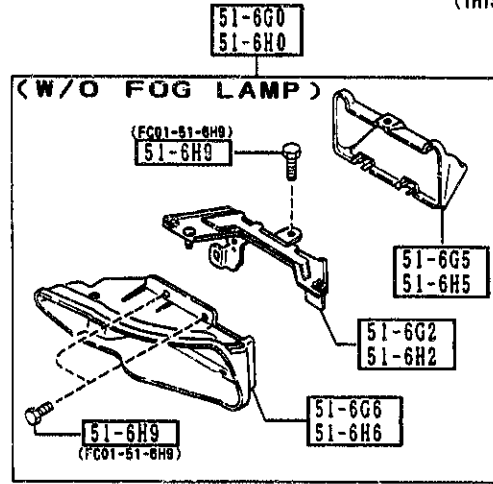
9991-00-402



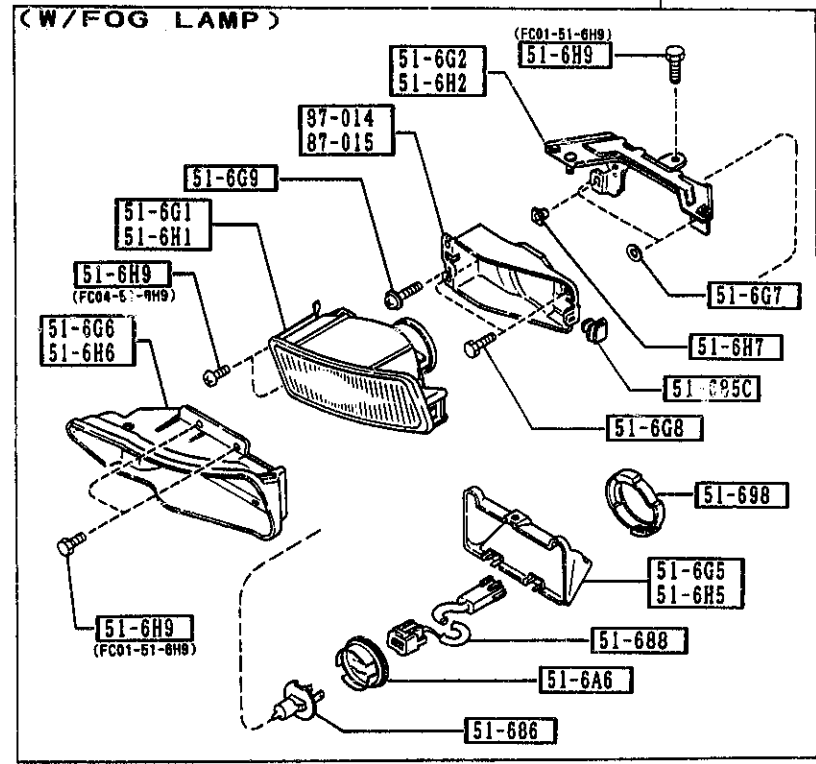
51-060
51-060Z



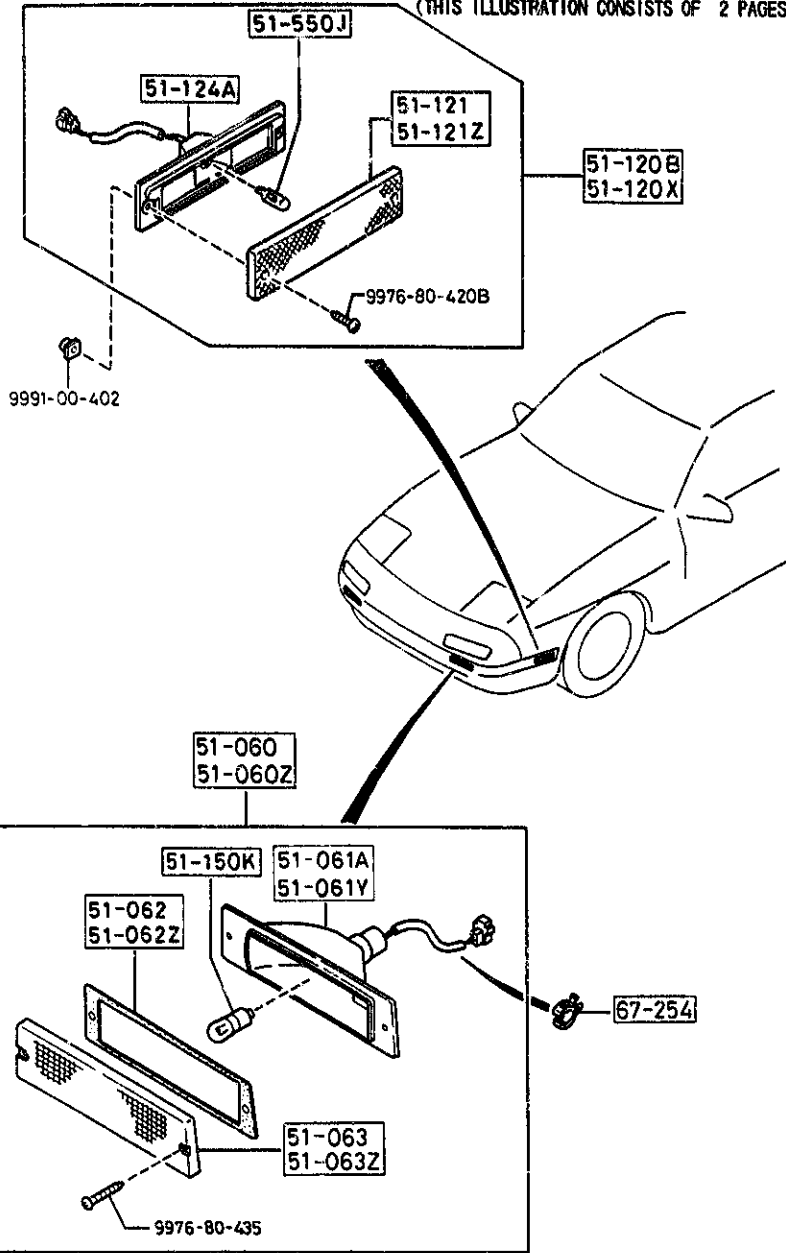
(THIS ILLUSTRATION CONSISTS OF 2 PAGES)



51-680B
51-680C

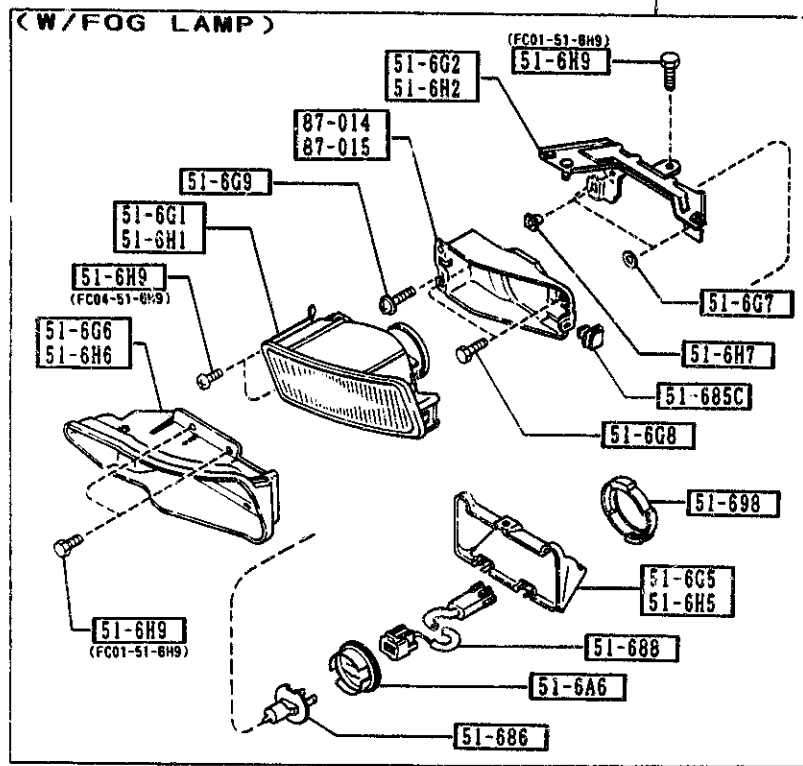
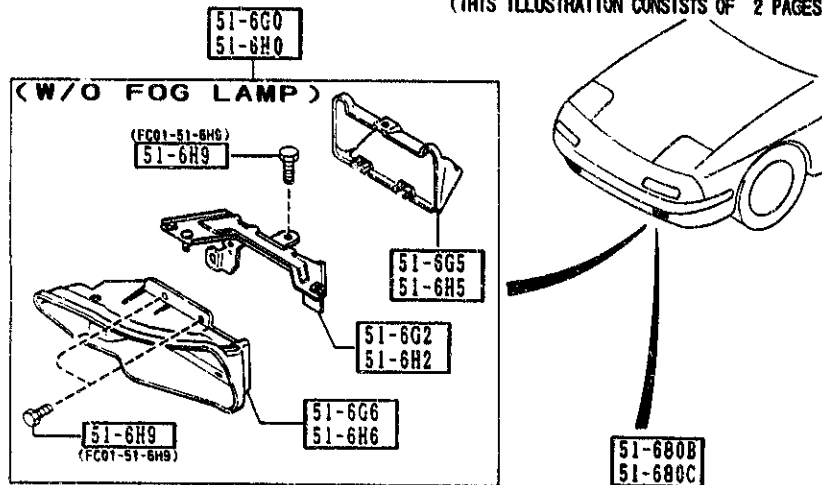


(THIS ILLUSTRATION CONSISTS OF 2 PAGES)



PART NO.	QTY	MODEL/RESTRICTION	MODEL/RESTRICTION	MODEL/RESTRICTION	FROM TO
51-060		LAMP SET(R),FRT COMB			
88F4-51-060	1				
51-060Z		LAMP SET(L),FRT COMB			
88F4-51-070	1				
51-061A		HOUSING(R),F.COMB.			
FC01-51-062	1				
51-061Y		HOUSING(L),F.COMB.			
FC01-51-072	1				
51-062		GASKET(R),F.COMB.			
FC01-51-066	1				
51-062Z		GASKET(L),F.COMB.			
FC01-51-076	1				
51-063		LENS(R),FRT COMB.			
FC01-51-061	1				
51-063Z		LENS(L),FRT COMB.			
FC01-51-071	1				
51-120B		LAMP SET(R),SIDE TUR N			
88F5-51-120	1				
51-120X		LAMP SET(L),SIDE TUR N			
88F5-51-130	1				
51-121		LENS & BODY(R)			
FC01-51-9E1	1				
51-121Z		LENS & BODY(L)			
FC01-51-9F1	1				
51-124A		SOCKET,SIDE TURN			
FC01-51-9E2	2				
51-150K		BULB			
99701-4278Y		A12V 27/8W			

(THIS ILLUSTRATION CONSISTS OF 2 PAGES)


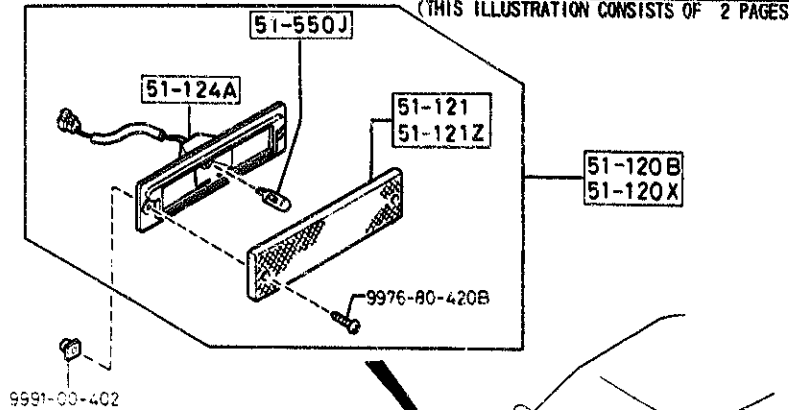


PART NO.	QTY	MODEL/RESTRICTION	MODEL/RESTRICTION	MODEL/RESTRICTION	FROM-TO
CONT'D	2				
51-550J		BULB			
99701-6040	2	12V 3.8W			
51-6A6		COVER, SOCKET-F.FOG LAMP			
FC04-51-694	2	(W/FOG LAMP)			
51-6G0		DUCT(R), AIR			
FC01-51-690A	1	(W/O FOG LAMP)			
51-6G1		UNIT(R), FOG LAMP			
FC04-51-6G1	1	(W/FOG LAMP)			
51-6G2		HOUSING(R), FOG LAMP			
FC01-51-6G2	1	(W/O FOG LAMP)			
FC04-51-6G2	1	(W/FOG LAMP)			
51-6G5		DUCT(R), 'B' AIR			
FC04-51-6G5	1				
51-6G6		DUCT(R), 'A' AIR			
FC04-51-6G6A	1				
51-6G7		RUBBER, MOUNT			
FC04-51-6G7	4	(W/FOG LAMP)			
51-6G8		BOLT, SPECIAL			
FC04-51-6G8	4	(W/FOG LAMP)			
51-6G9		SCREW, ADJUST			
FC04-51-6G9	2	(W/FOG LAMP)			
51-6H0		DUCT(L), AIR			
FC01-51-6H0A	1	(W/O FOG LAMP)			
51-6H1		UNIT(L), FOG LAMP			
FC04-51-6H1	1	(W/FOG LAMP)			
51-6H2		HOUSING(L), FOG LAMP			

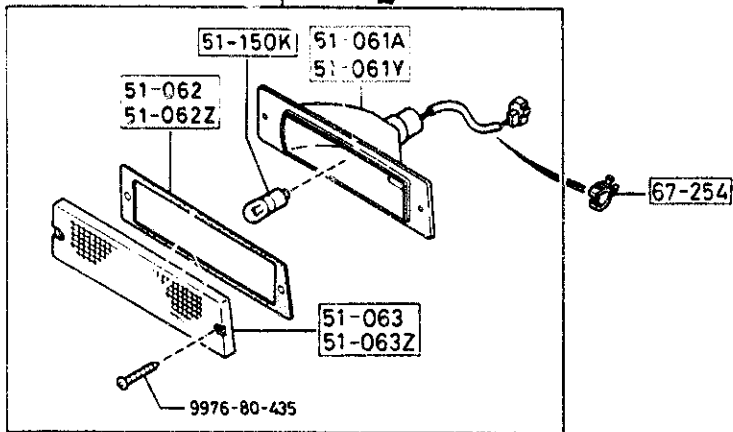
5105 FRONT COMBINATION LAMPS

(1/2)

(THIS ILLUSTRATION CONSISTS OF 2 PAGES)



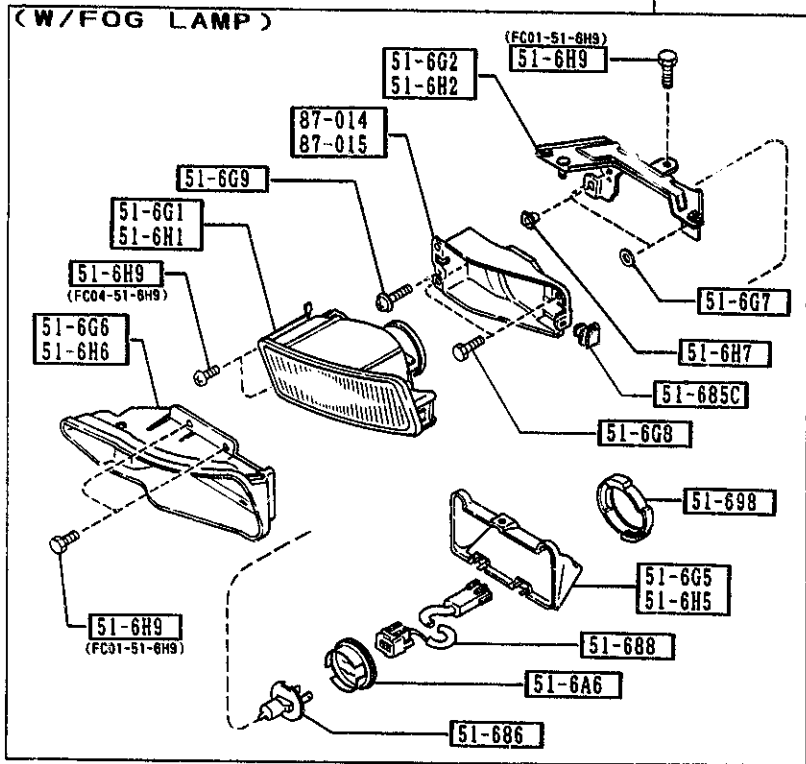
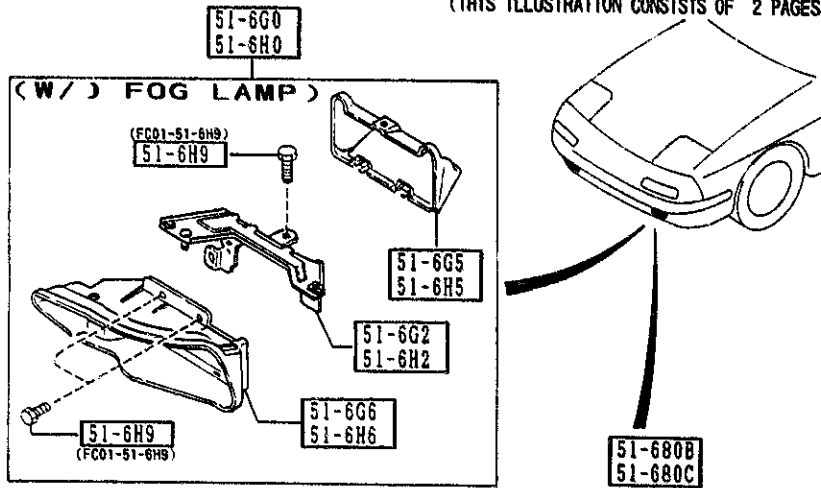
51-060
51-060Z



5105 -3 FRONT COMBINATION LAMPS

PART NO.	QTY	MODEL/RESTRICTION	MODEL/RESTRICTION	MODEL/RESTRICTION	FROM-TO
CONT'D					
FC01-51-6H2	1	(W/O FOG LAMP)			
FC04-51-6H2	1	(W/FOG LAMP)			
51-6H5		DUCT(L),AIR			
FC04-51-6H5	1				
51-6H6		DUCT(L), 'A' AIR			
FC04-51-6H6A	1				
51-6H7		SCREW,GROMMET			
FC04-51-6H7	2	(W/FOG LAMP)			
51-6H9		SCREW SET			
FC01-51-6H9	6				
FC04-51-6H9	6	(W/FOG LAMP)			
51-680B		LAMP(R),F FOG			
FC04-51-680A	1	(W/FOG LAMP)			
51-680C		LAMP(L),F.FOG			
FC04-51-690A	1	(W/FOG LAMP)			
51-685C		CLIP			
FC04-51-685	2	(W/FOG LAMP)			
51-686		BULB,FRONT FOG LAMP			
FC04-51-675	2	(W/FOG LAMP)			
51-688		CORD,FRONT FOG LAMP			
FC04-51-688A	2	(W/FOG LAMP)			
51-698		CAP,LOCKING			
FC04-51-698	2	(W/FOG LAMP)			
67-254		CLIP,CABLE			
FC04-51-674	2				
87-014		RING(R)MOUNTING			
FC04-51-603	1	(W/FOG LAMP)			

(THIS ILLUSTRATION CONSISTS OF 2 PAGES)

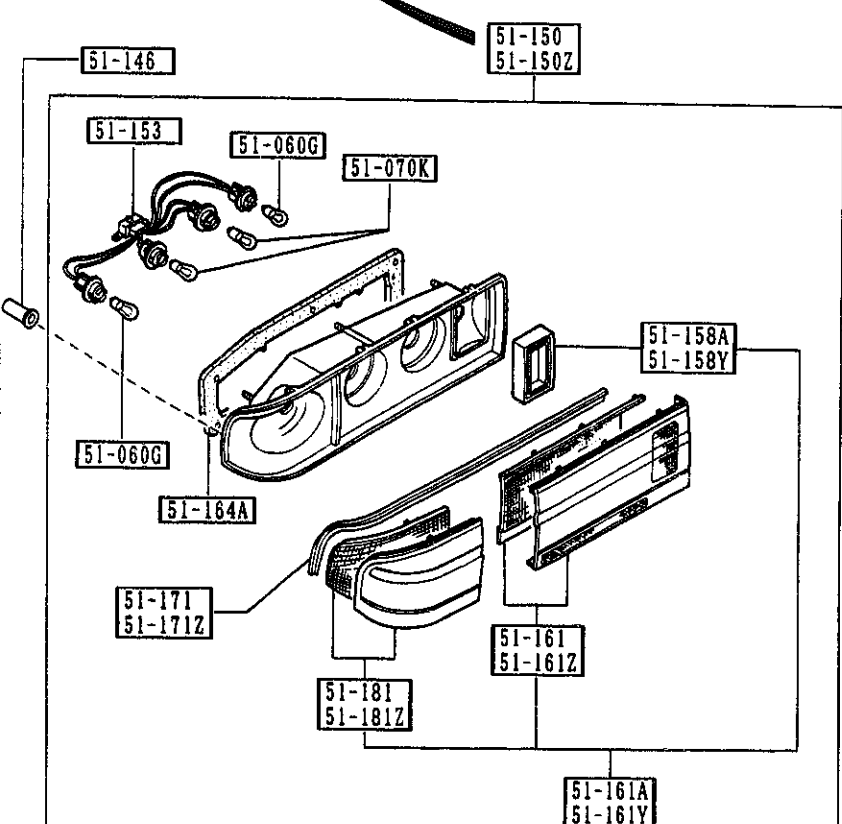
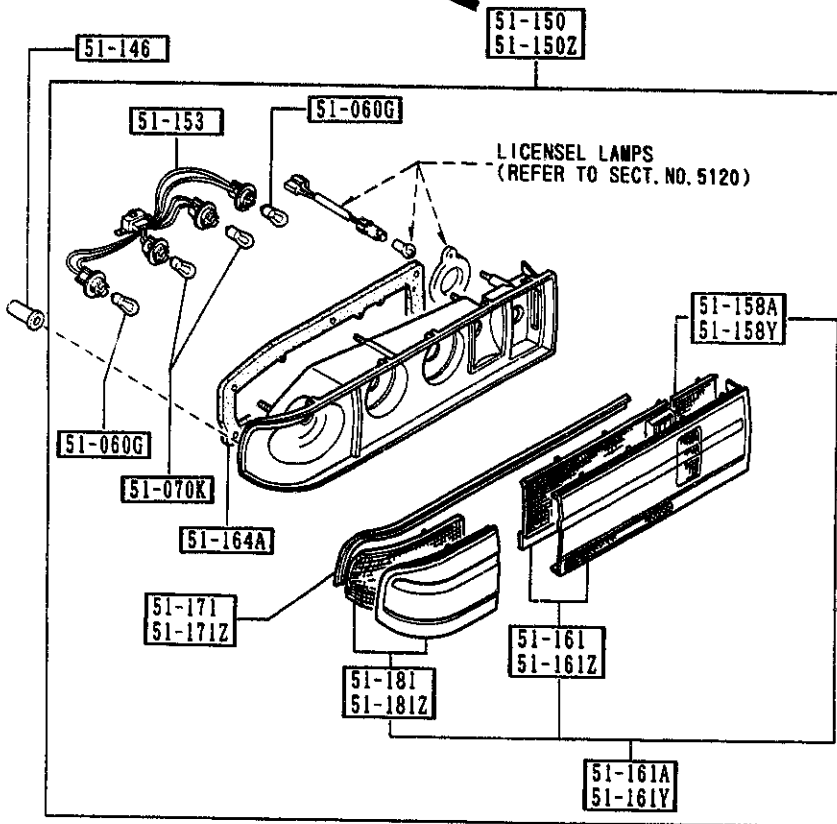
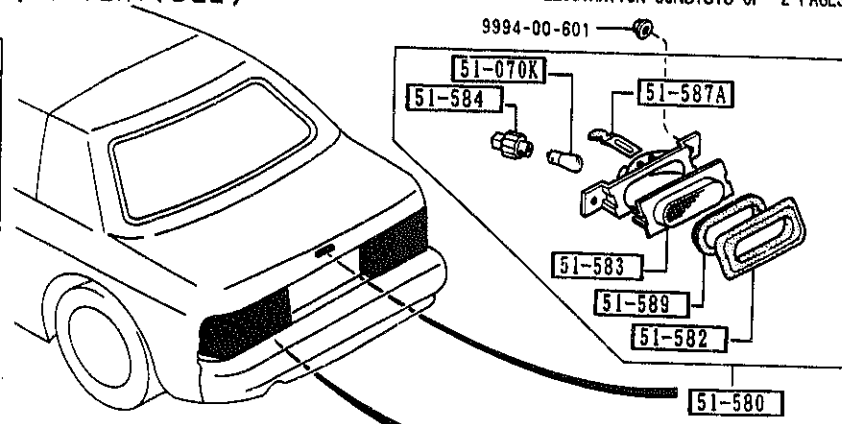
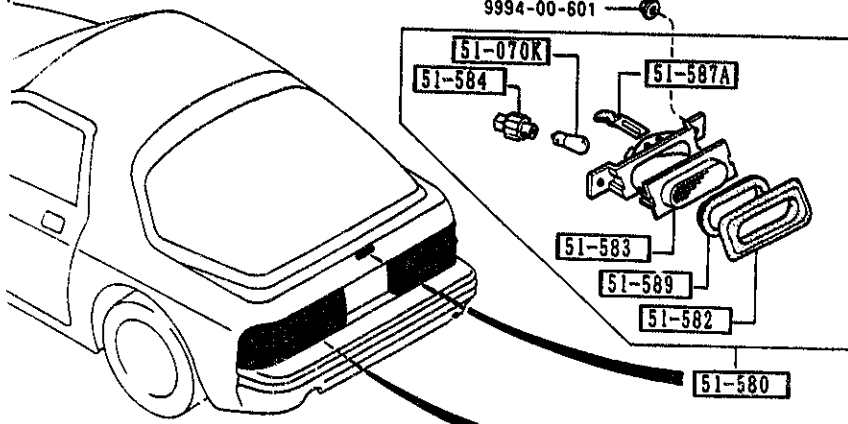


PART NO.	QTY	MODEL/RESTRICTION	MODEL/RESTRICTION	MODEL/RESTRICTION	FROM TO
87-015		RING(L)MOUNTING			
FC04-51-6H3	1	(W/FOG LAMP)			

(CPE)

(THIS ILLUSTRATION CONSISTS OF 2 PAGES) (CONVERTIBLE)

(THIS ILLUSTRATION CONSISTS OF 2 PAGES)



AUFA03

(CONT'D) AUFA03

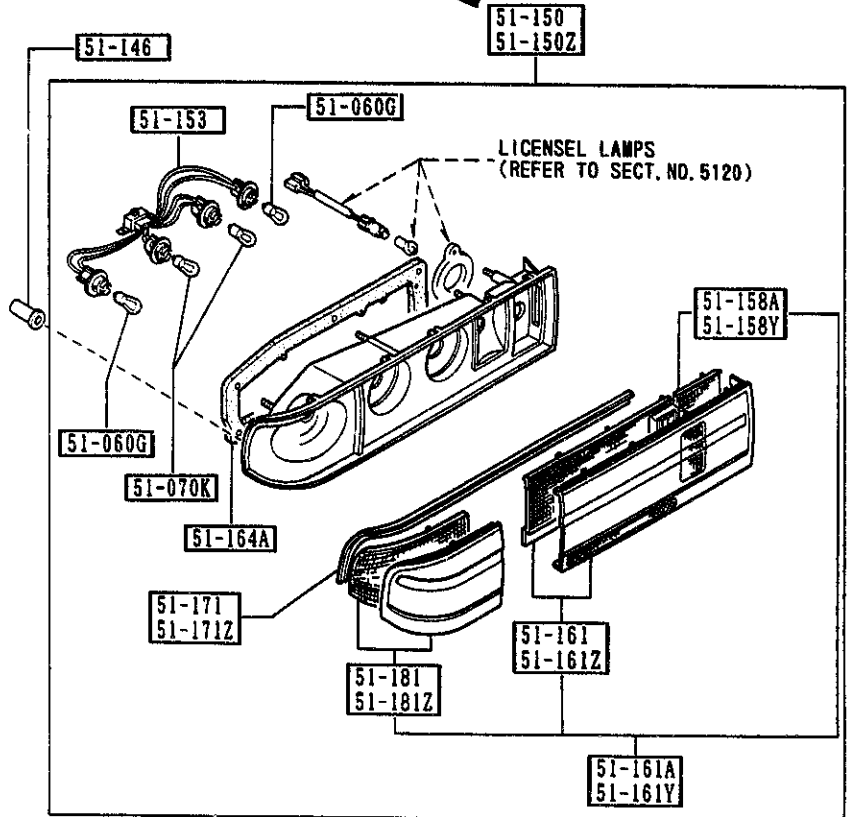
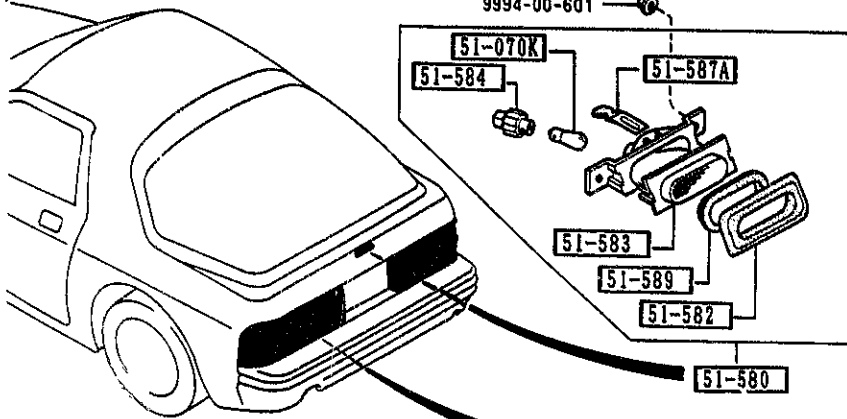
5110 REAR COMBINATION LAMPS

(1/2)

(CPE)

(THIS ILLUSTRATION CONSISTS OF 2 PAGES)

9994-00-601



PART NO.	QTY	MODEL/RESTRICTION	MODEL/RESTRICTION	MODEL/RESTRICTION	FROM - TO
51-060G		BULB			
99701-4278	4	12V 27W/8W			
51-070K		BULB			
99701-3270	5	12V 27W			
51-146		GROMMET, SCREW-R. COMB			
FB01-51-141	2	(CPE)			
FB67-51-141	2	(CONVERTIBLE)			
51-150		LAMP SET(R), RR. COMB.			
8BF A-51-150	1	(CPE)			
8BF B-51-150	1	(CONVERTIBLE)			
51-150Z		LAMP SET(L), RR. COMB.			
8BF A-51-160	1	(CPE)			
8BF B-51-160	1	(CONVERTIBLE)			
51-153		SOCKET, RR. COMB.			
FC01-51-155	2				
51-158A		SHADE(R), REAR COMB. LAMP			
FC01-51-161	1	(CPE)			
FC33-51-161	1	(CONVERTIBLE)			
51-158Y		SHADE(L), REAR COMB. LAMP			
FC01-51-1H1	1	(CPE)			
FC33-51-1H1	1	(CONVERTIBLE)			
51-161		LENS(R), RR. COMB.			
FC01-51-151A	1	(CPE)			
FC33-51-151A	1	(CONVERTIBLE)			
51-161A		LENS & BODY(R), RR CO MB			
FC01-51-170A	1	(CPE)			
FC33-51-170A	1	(CONVERTIBLE)			
51-161Y		LENS & BODY(L), RR CO MB			

AUFA03

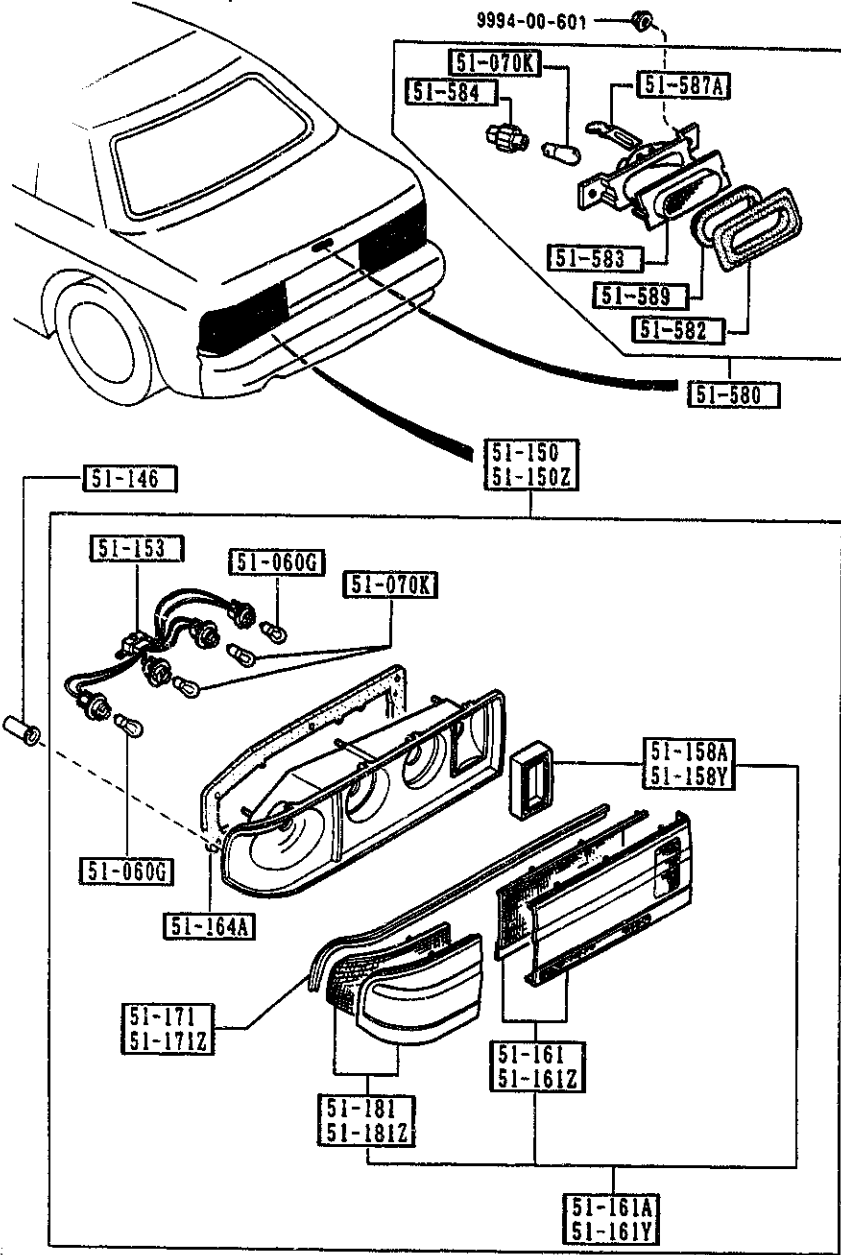
(CONT'D)

CAT. AUFA03-07

1993-12

(CONVERTIBLE)

(THIS ILLUSTRATION CONSISTS OF 2 PAGES)



PART NO.	QTY	MODEL/RESTRICTION	MODEL/RESTRICTION	MODEL/RESTRICTION	FROM-TO
CONT'D					
FC01-51-180A	1	(CPE)			
FC33-51-180A	1	(CONVERTIBLE)			
51-161Z		LENS(L), RR.COMB.			
FC01-51-161A	1	(CPE)			
FC33-51-161A	1	(CONVERTIBLE)			
51-164A		GASKET, RR.COMB.			
FB01-51-156	2				
51-171		PROTECTOR(R), RR.COMB			
FC01-51-159A	1	(CPE)			
FC33-51-159A	1	(CONVERTIBLE)			
51-171Z		PROTECTOR(L), RR.COMB			
FC01-51-169A	1	(CPE)			
FC33-51-169A	1	(CONVERTIBLE)			
51-181		LENS NO.2(R), RR.COMB			
FC01-51-152A	1				
51-181Z		LENS NO.2(L), RR.COMB			
FC01-51-162A	1				
51-580		LAMP, STOP-HI.MOUNT.			
FB01-51-580B	1				
51-582		GASKET, STOP LAMP-HI.MOUNT			
FB01-51-582A	1				
51-583		LENS, STOP LAMP-HI.MOUNT			
FB01-51-583A	1				
51-584		SOCKET, STOP LAMP-HI.MOUNT			
FB01-51-584A	1				
51-587A		CLIP, STOP LAMP-HI.MOUNT			
FB01-51-587	1				
51-589		PROTECTOR, STOP LAMP-HI.MO			

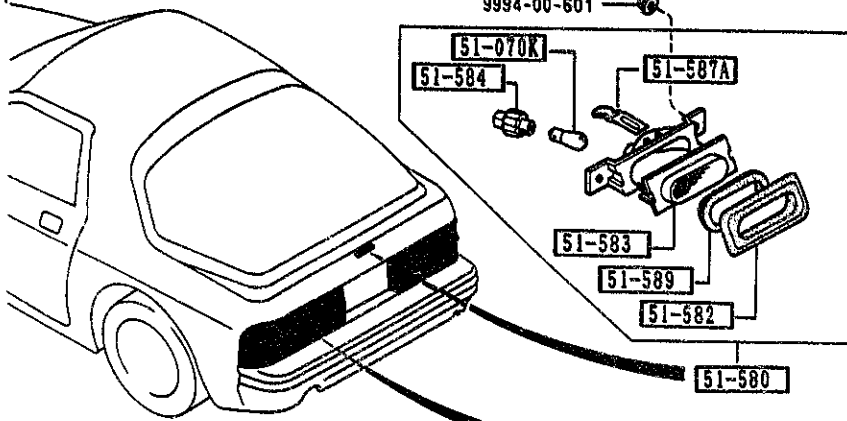
5110 REAR COMBINATION LAMPS

(1/2)

(CPE)

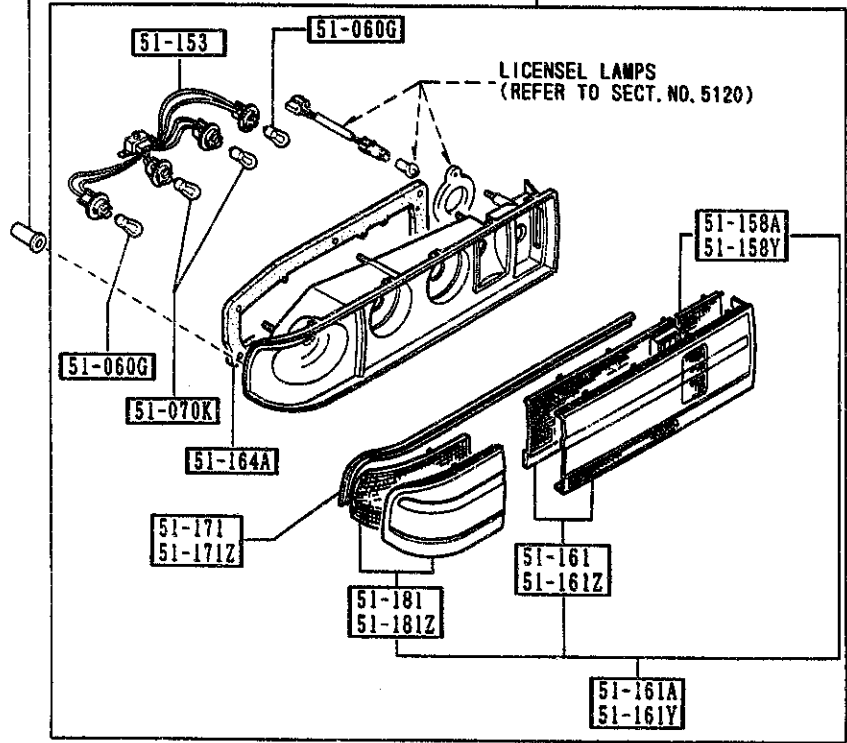
(THIS ILLUSTRATION CONSISTS OF 2 PAGES)

9994-00-601

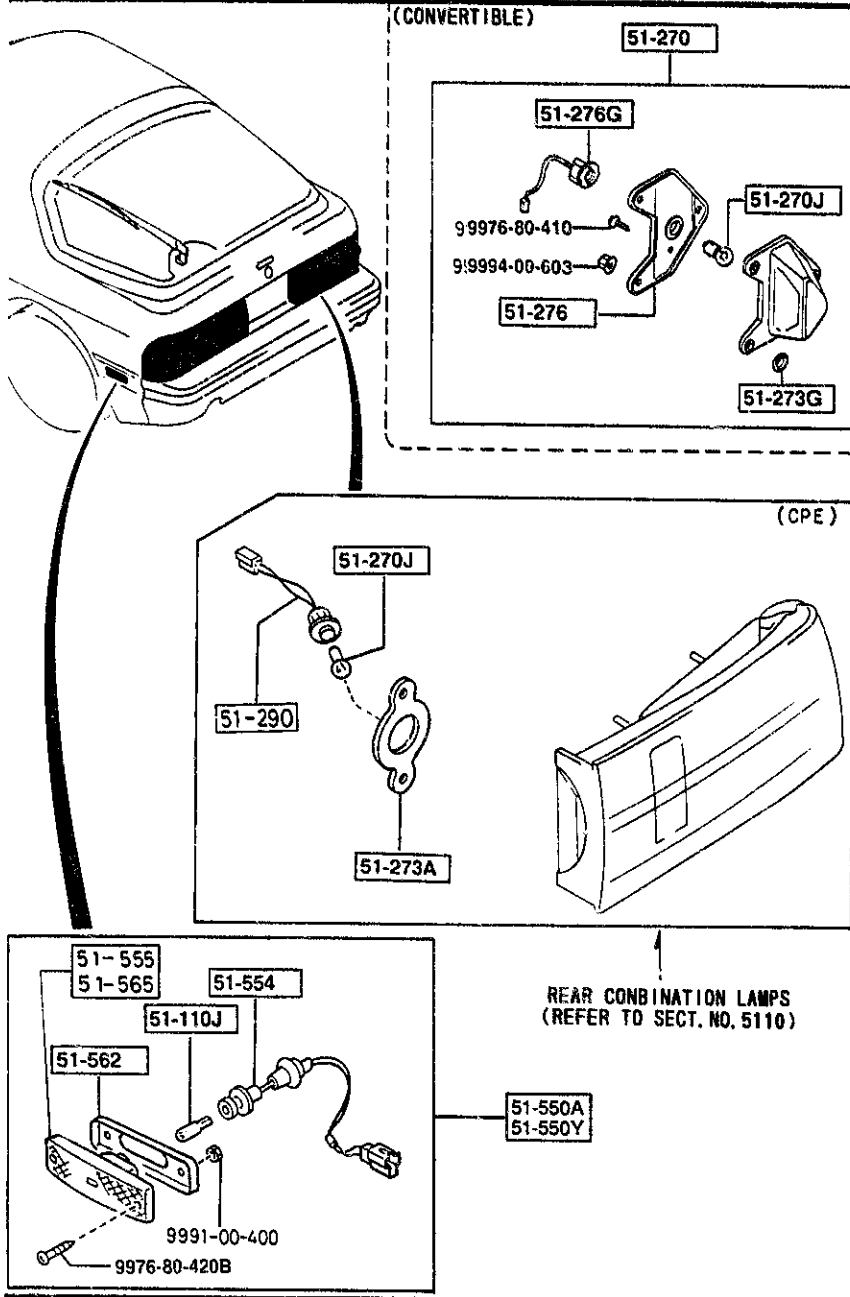


51-150
51-150Z

51-146



PART NO.	QTY	MODEL/RESTRICTION	MODEL/RESTRICTION	MODEL/RESTRICTION	FROM-TO
CONT'D FB01-51-586	1				



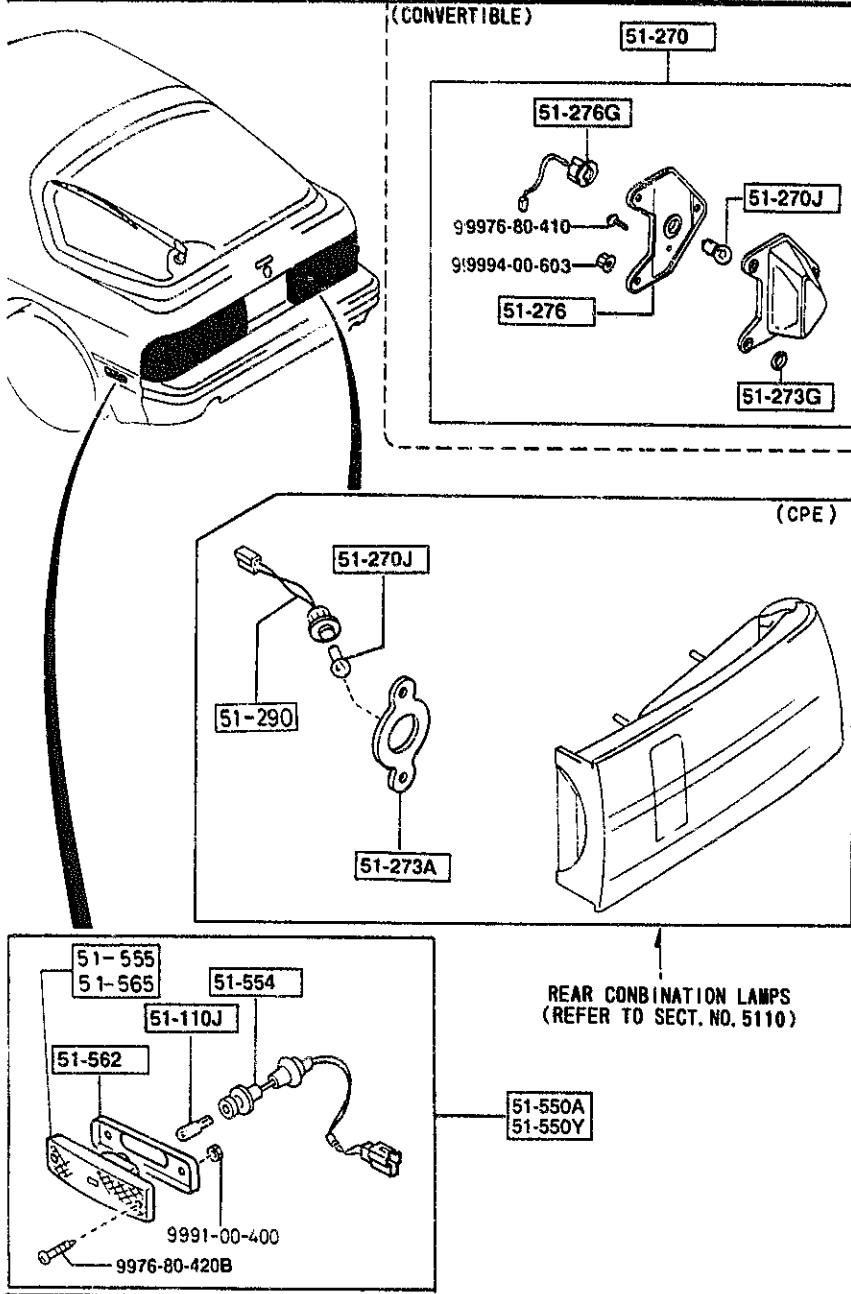
PART NO.	QTY	MODEL/RESTRICTION	MODEL/RESTRICTION	MODEL/RESTRICTION	FROM-TO
51-110J		BULB			
99701-6036	2	12V 3.8W			
51-270		LAMP, LICENSE			
88F1-51-270	2	(CONVERTIBLE)			
51-270J		BULB			
99701-2070	2	12V 7.5W			
51-273A		GASKET, LICENSE			
FB01-51-157	2	(CPE)			
51-273G		GASKET, LICENSE LAMP			
FB67-51-273	2	(CONVERTIBLE)			
51-276		SHADE, LAMP-LICENSE			
FB67-51-276	2	(CONVERTIBLE)			
51-276G		SOCKET, LICENSE LAMP			
FB67-51-272	2	(CONVERTIBLE)			
51-290		CORD, LICENSE LAMP			
FB01-51-172	2	(CPE)			
51-550A		LAMP(R), SIDE TURN-RR			
88F1-51-550	1				
51-550Y		LAMP(L), SIDE TURN-RR			
88F1-51-560	1				
51-554		SOCKET, RR SIDE TURN LAMP			
FB01-51-554	2				
51-555		UNIT(R), SIDE TURN-RR			
FB01-51-555	1				
51-562		GASKET, RR. SIDE TURN			
FB01-51-552A	2				

AUFA03

CAT. AUFA03-07

1993-12

3-H 5



PART NO.	QTY	MODEL/RESTRICTION	MODEL/RESTRICTION	MODEL/RESTRICTION	FROM-TO
51-565		UNIT(L),SIDE TURN-RR			
FB01-51-565	1				

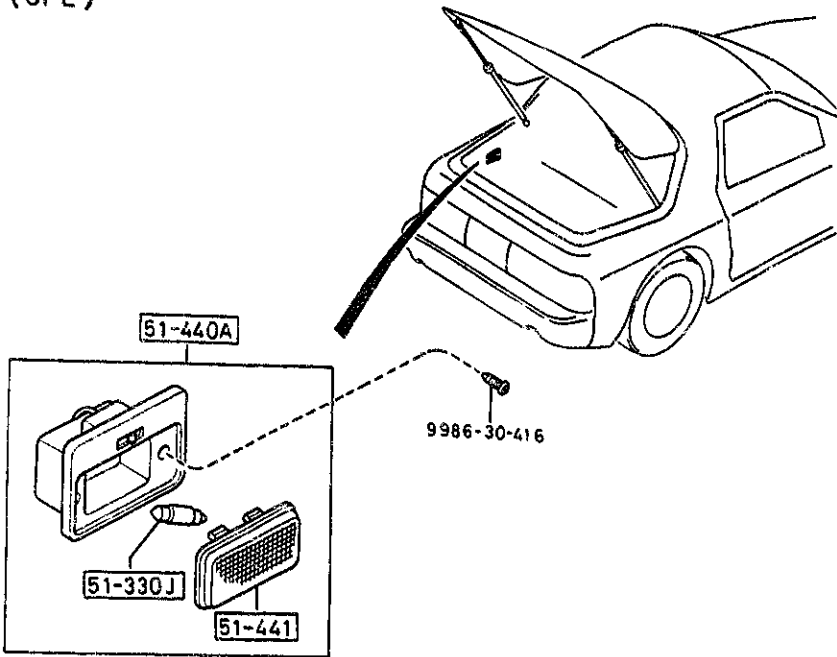
AUFA03

CAT. AUFA03-07

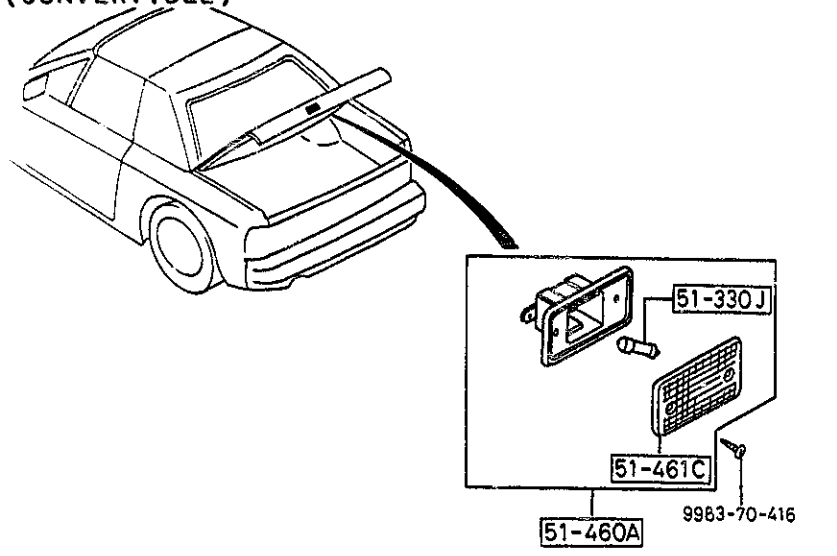
1993-12

5125 INTERIOR LAMPS

(CPE)



(CONVERTIBLE)



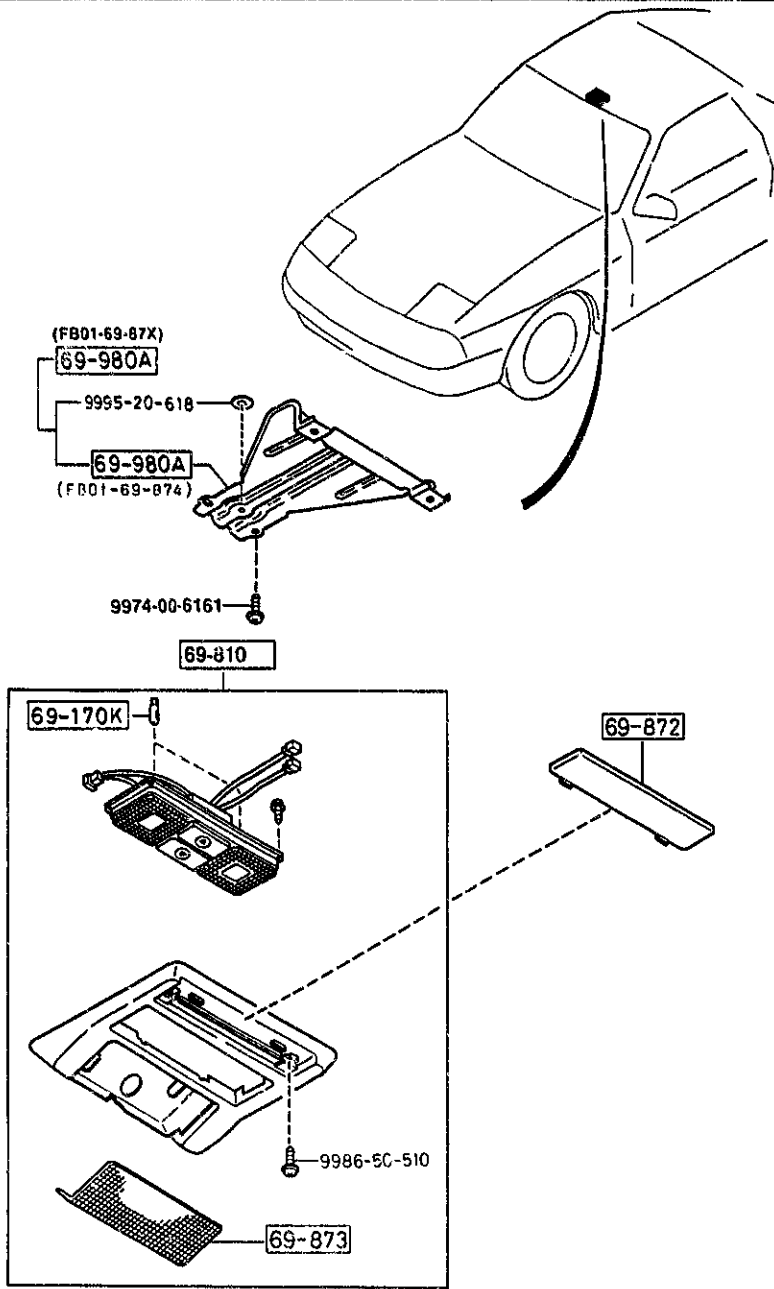
PART NO.	QTY	MODEL/RESTRICTION	MODEL/RESTRICTION	MODEL/RESTRICTION	FROM-TO
51-330J		BULB			
99701-5050	1	12V 5W			
51-440A		LAMP, CARGO ROOM			
FC01-51-440	1	(CPE)			
02	INT-	FD8 FD9 BLACK			
51-441		LENS			
FC01-51-441	1	(CPE)			
51-460A		LAMP, COURTESY			
8545-51-460	1	(CONVERTIBLE)			
51-461C		LENS, COURTESY			
8545-51-461	1	(CONVERTIBLE)			

AUFA03

CAT. AUFA03-07

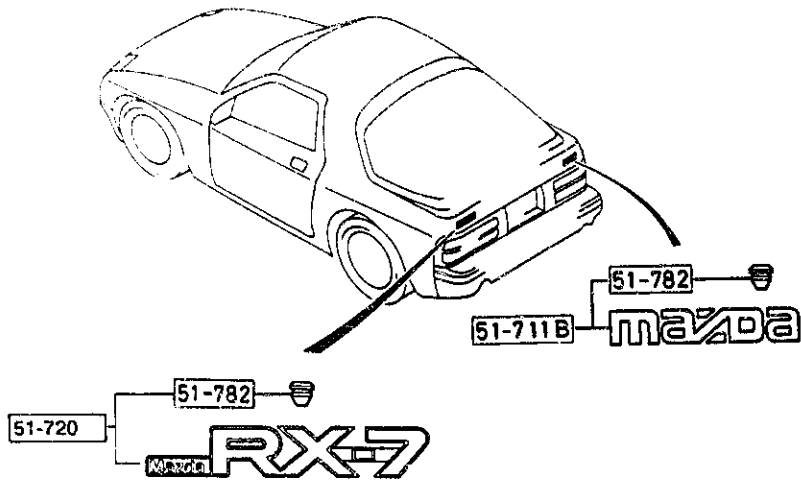
1993-12

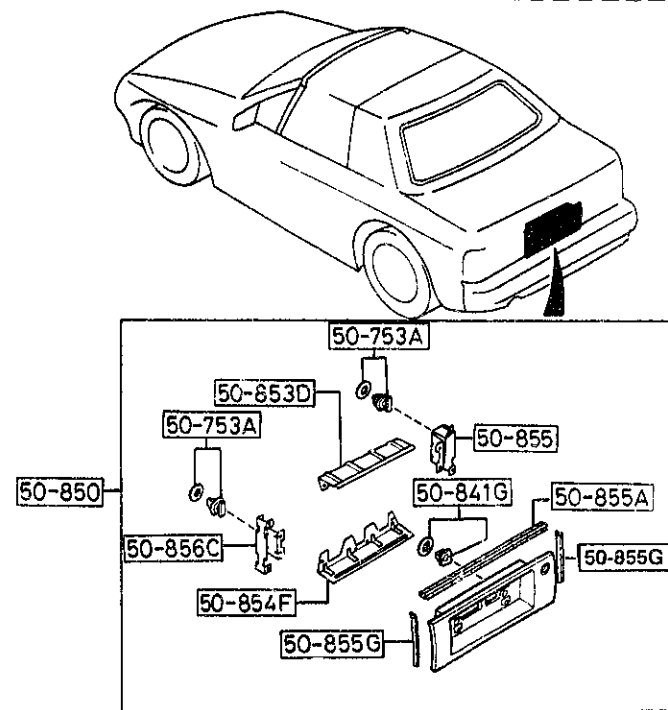
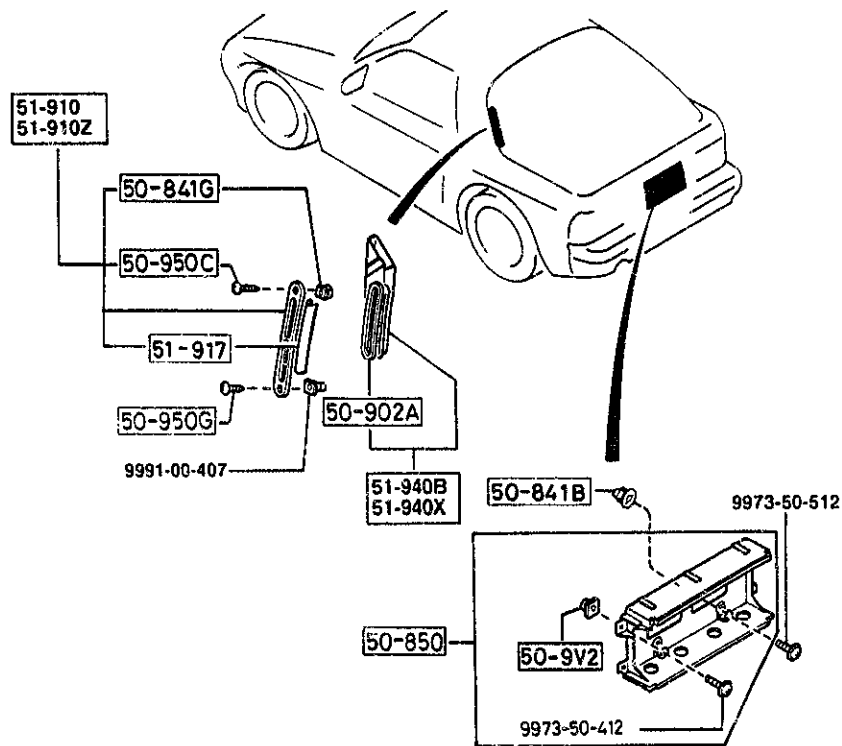
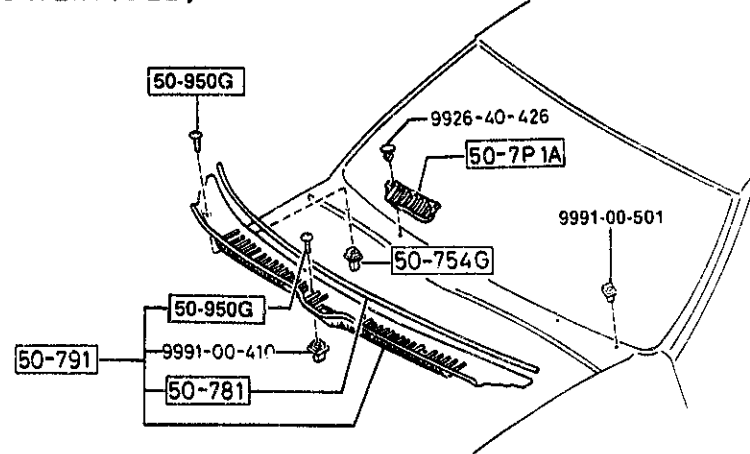
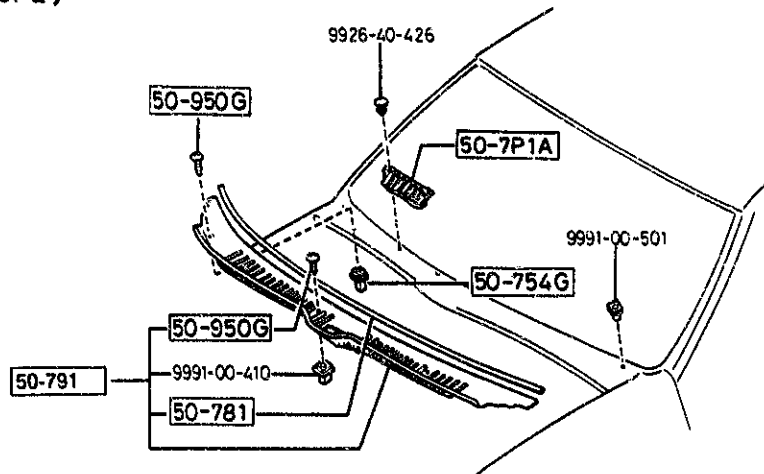
3-J 5



PART NO.	QTY	MODEL/RESTRICTION	MODEL/RESTRICTION	MODEL/RESTRICTION	FROM-TO
69-170K		BULB, INTERIOR MIRROR			
99701-6050	2	12V 5W			
69-810		CONSOLE, OVERHEAD			
FB02-69-870A	1	(W/O SUN-RF)			
02	INT-	FD8 BLACK			
48	INT-	FD9 BLUE			
FB03-69-870A	1	(SUNROOF)			
02	INT-	FD8 BLACK			
48	INT-	FD9 BLUE			
69-872		COVER, OVER HEAD CONS			
FB01-69-872	1	OLE			
02	INT-	FD8 BLACK			
48	INT-	FD9 BLUE			
69-873		LENS, ROOM LAMP-HEAD			
FB01-69-873	1	CONS.			
69-980A		BRACKET, OVERHEAD CON			
FB01-69-87X	1	SOLE			
		(W/O SUN-RF)			
FB01-69-874	1	(W/O SUN-RF)			

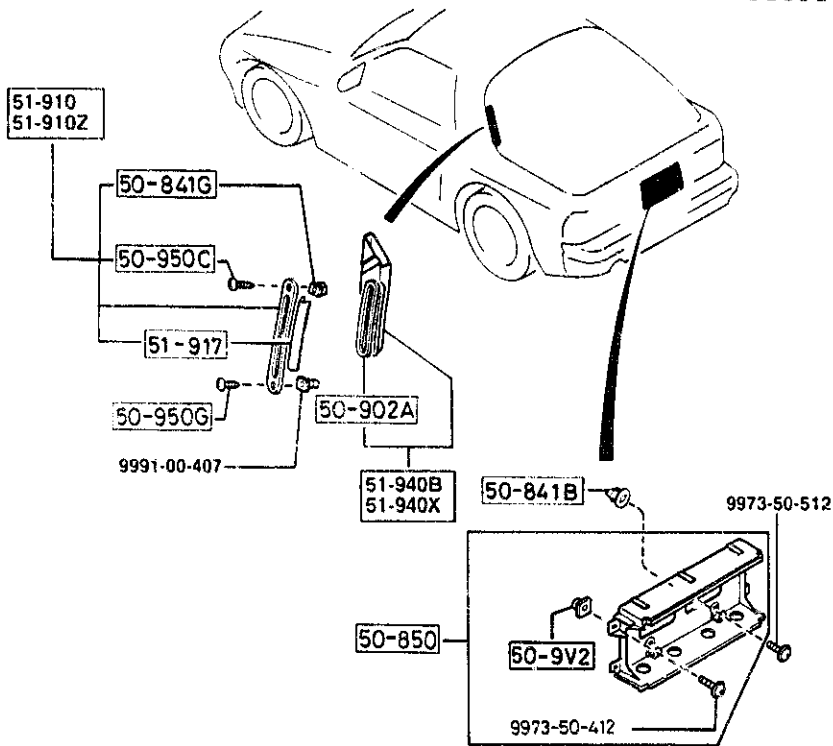
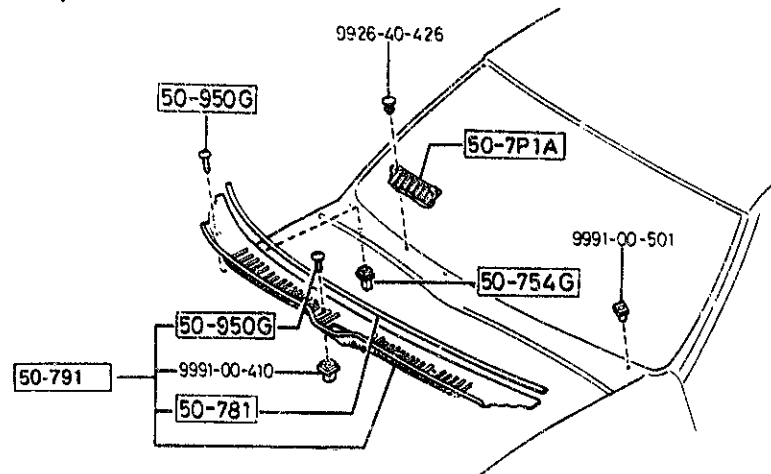
PART NO.	QTY	MODEL/RESTRICTION	MODEL/RESTRICTION	MODEL/RESTRICTION	FROM-TO
51-711B FB02-51-740	1	ORNAMENT, MAKER NAME- REAR MAZDA			
51-720 FB02-51-720	1	ORNAMENT, CAR NAME-RE AR MAZDA RX-7			
51-782 H001-51-782	7	CLIP, TUBULAR			





(CPE)

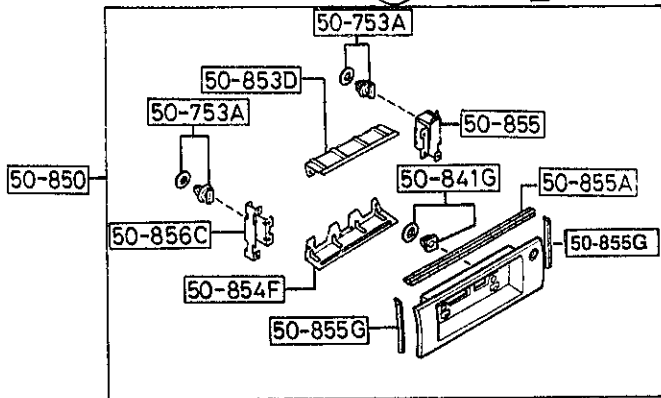

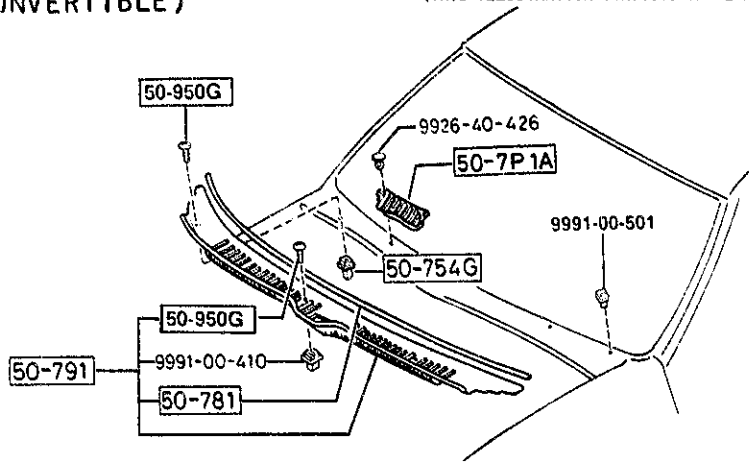
(THIS ILLUSTRATION CONSISTS OF 2 PAGES)



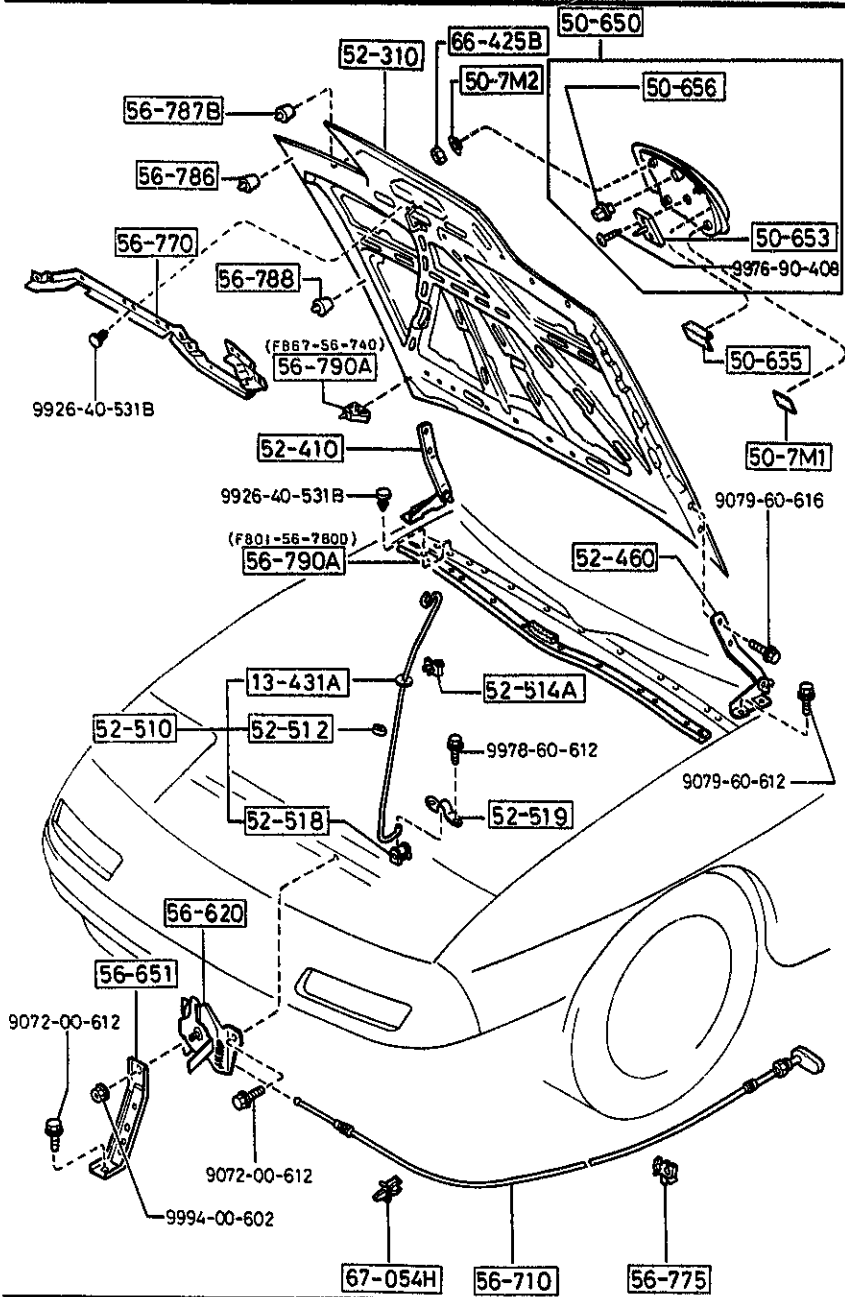
PART NO.	QTY	MODEL/RESTRICTION	MODEL/RESTRICTION	MODEL/RESTRICTION	FROM-TO
50-7P1A		GRILLE(R),COWL-LOWER			
FB01-50-7P1A	1				
50-753A		FASTENER			
G043-50-753	4	(CONVERTIBLE)			
50-754G		GROMMET,SCREW			
FB01-50-818	4				
50-781		PROTECTOR,COWL GRILLE			
FB01-50-792	1				
50-791		GRILLE,COWL			
FB01-50-790B	1				
50-841B		GROMMET,SCREW			
FB01-50-841	3	(CPE)			
50-841G		GROMMET,SCREW			
F044-51-912	2	(CPE)			
F044-51-912	3	(CONVERTIBLE)			
50-850		FINISHER,REAR			
FB67-50-850B	1	(CONVERTIBLE)			
FC01-50-850	1	(CPE)			
50-853D		REINF.(UP),FINISHER-REAR			
FB67-50-853	1	(CONVERTIBLE)			
50-854F		REINF.(LWR),FINISHER-REAR			
FB67-50-854	1	(CONVERTIBLE)			
50-855		BRACKET NO.1,FINISHER-REAR			
FB67-50-855A	1	(CONVERTIBLE)			
50-855A		PROTECTOR,RR.FINISHER			
FB67-50-852	1	(CONVERTIBLE)			
50-855G		PROTECTOR,R.FINISHER			
FB67-50-857A	2	(CONVERTIBLE)			

(CONVERTIBLE)

(THIS ILLUSTRATION CONSISTS OF 2 PAGES)



PART NO.	QTY	MODEL/RESTRICTION	MODEL/RESTRICTION	MODEL/RESTRICTION	FROM-TO
50-856C FB67-50-856A	1	BRACKET NO. 2, FINISHE R-REAR (CONVERTIBLE)			
50-9V2 B250-50-9V2	2	GROMMET, SCREW-ROLL B GARN (CPE)			
50-902A FB01-51-922	2	PLATE (CPE)			
50-950C F044-51-890A	2	SCREW (CPE)			
50-950G FB01-50-795A FB01-50-795A	6 8	SCREW, COWL GRILLE (CONVERTIBLE) (CPE)			
51-910 FC01-51-910	1	GRILLE(R), EXTRACTOR (CPE)			
51-910Z FC01-51-930	1	GRILLE(L), EXTRACTOR (CPE)			
51-917 FC01-51-917	2	SEAL, RUBBER (CPE)			
51-940B FB01-51-920A	1	CHAMBER(R), EXTRACTOR (CPE)			
51-940X FB01-51-940A	1	CHAMBER(L), EXTRACTOR (CPE)			

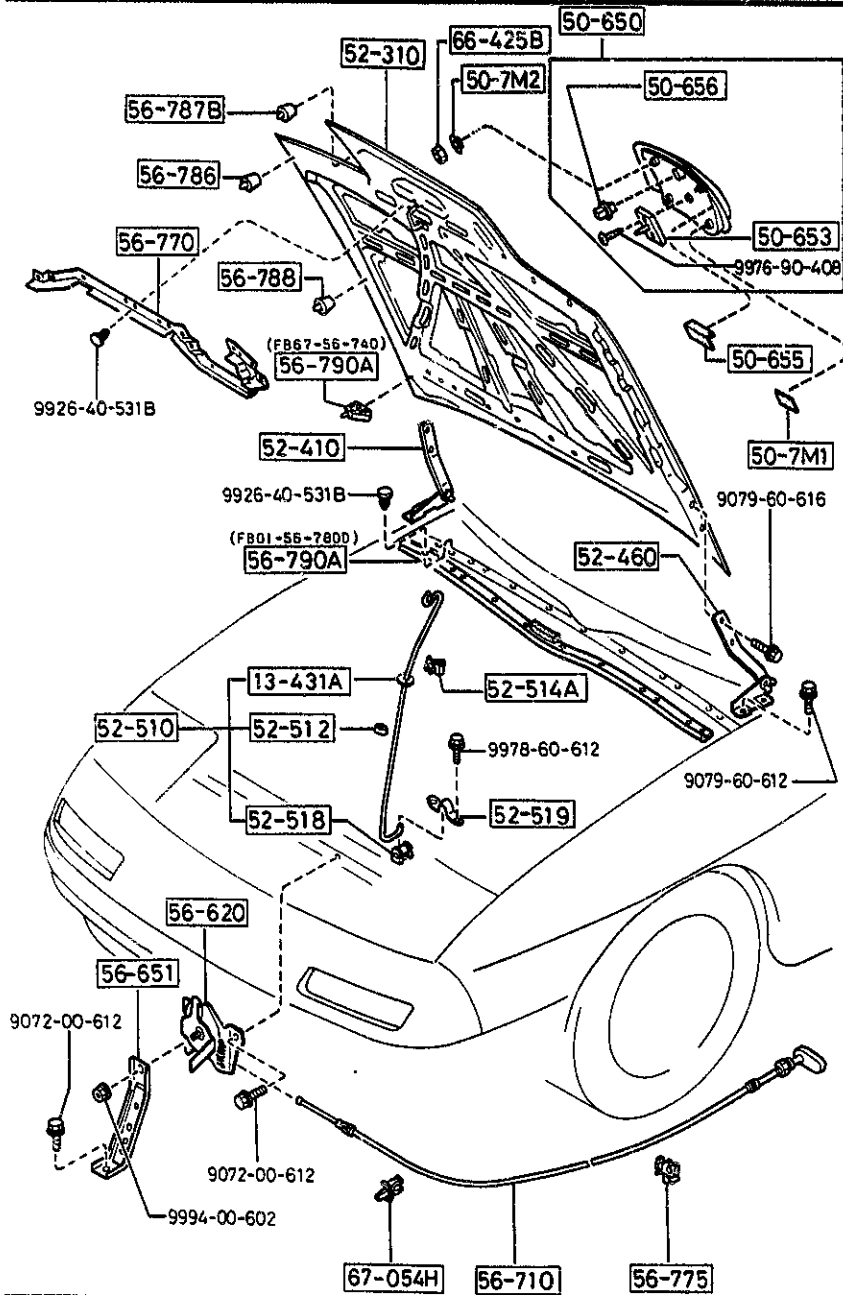


PART NO.	QTY	MODEL/RESTRICTION	MODEL/RESTRICTION	MODEL/RESTRICTION	FROM-TO
13-431A		WASHER, RUBBER			
0118-13-431	1				
50-650		SCOOP, BONNET			
F044-50-650B	1	(TURBO)			
50-653		BRACKET, BONNET BULGE			
F044-50-653A	1	(TURBO)			
50-655		PROTECTOR, BONNET BULGE			
F044-50-655B	2	(TURBO)			
50-656		FASTENER, BONNET BULGE			
F044-50-656A	1	(TURBO)			
50-7M1		PROTECTOR, BONNET BULGE			
F044-50-7M1A	2	(TURBO)			
50-7M2		WASHER, BONNET BULGE			
F044-50-7M2	5	(TURBO)			
52-310		BONNET			
FB01-52-310H AN(FB01-52-310J)	1				-0A01
FB13-52-310J AN(FB13-52-310K)	1				-1201
F049-52-310N AN(F049-52-310P)	1				-1201
FB01-52-310J	1	((CPE))<(W/O TURBO))			0A01-
FB13-52-310K	1	(CONVERTIBLE)			1201-
F049-52-310P	1	((CPE))<(TURBO))			1201-
52-410		HINGE(R), BONNET			
FB01-52-410E	1	((CPE))<(W/O TURBO))			
FB13-52-410E	1	((CPE))<(TURBO)) (CONVERTIBLE)			
52-460		HINGE(L), BONNET			
FB01-52-420E	1	((CPE))<(W/O TURBO))			
FB13-52-420E	1	((CPE))<(TURBO)) (CONVERTIBLE)			
0A01 FC3***-902450					
1201 FC3***-906121					

AUFA03

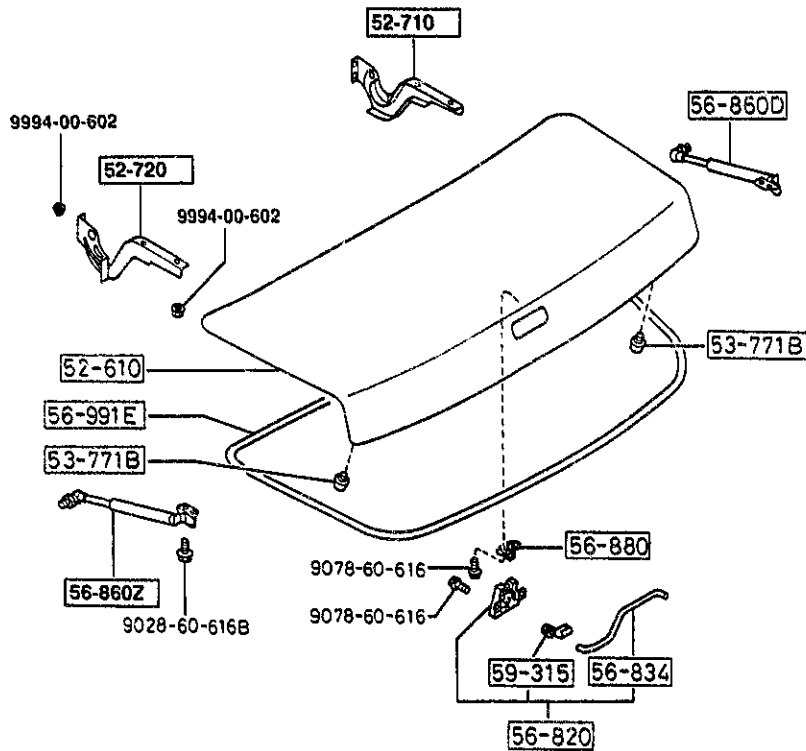
CAT. AUFA03-07

1993-12

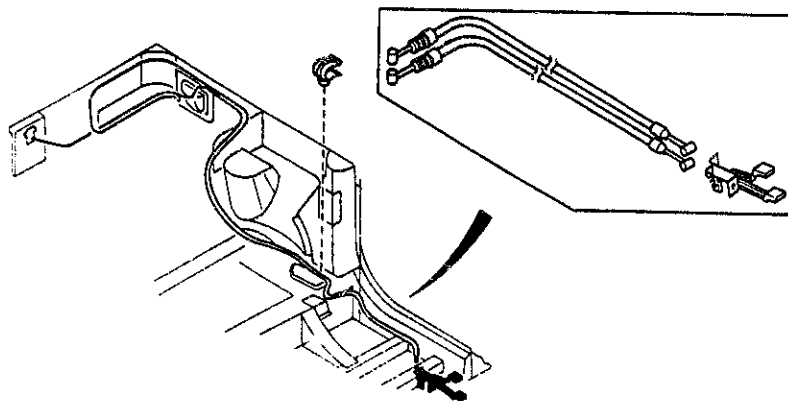


PART NO.	QTY	MODEL/RESTRICTION	MODEL/RESTRICTION	MODEL/RESTRICTION	FROM-TO
56-790A	2	RUBBER, SEAL-COWL PANEL (CONVERTIBLE)			
FB67-56-740	1				
FB01-56-780D	1				
66-425B	5	NUT, BONNET BULGE (TURBO)			
F044-50-425	5				
67-054H	1	CLIP, OPENER CABLE			
B130-56-897	1				

5260 TRUNK LID
(CONVERTIBLE)



CLIP & OPENER, T/LID & F/LID
(REFER TO SECT. NO. 4210)



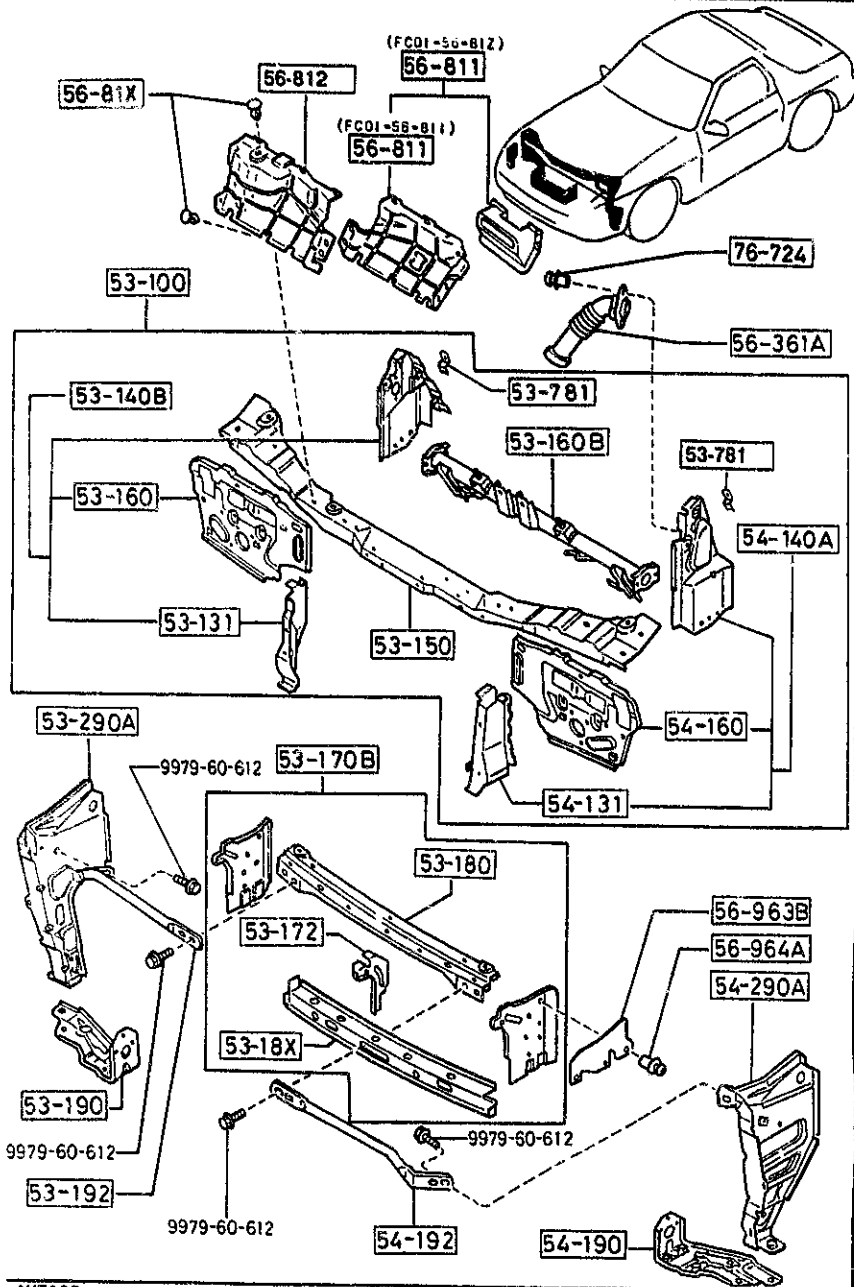
5260 -1 * TRUNK LID
(CONVERTIBLE)

PART NO.	QTY	MODEL/RESTRICTION	MODEL/RESTRICTION	MODEL/RESTRICTION	FROM-TO
52-610		LID, TRUNK			
FB67-52-610A AN(FB67-52-610B)	1				-0A01
FB67-52-610B A (FB67-52-610C)	1				0A01-1601
FB67-52-610C	1				1601-
52-710		HINGE(R), TRUNK LID			
FB67-52-710A	1				
52-720		HINGE(L), TRUNK LID			
FB67-52-720A	1				
53-771B		RUBBER, CUSHION			
FB67-56-802	2				
56-820		LOCK, LID			
FB67-56-820	1				
56-834		ROD, TRUNK OPENING			
FB67-56-835	1				
56-860D		STAY(R), DAMPER-TRUNK LID			
88F1-56-860	1				
56-860Z		STAY(L), DAMPER-TRUNK LID			
88F1-56-870	1				
56-880		STRIKER, LID			
FB67-56-840	1				
56-991E		WEATHERSTRIP, LID			
FB67-56-992	1				
59-315		CLIP			
G030-59-315	1				

0A01 FC3***-902450
1601 FC3***-907848

5310 FRONT PANELS (COUPE)

5310 -1 FRONT PANELS (COUPE)



PART NO.	QTY	MODEL/RESTRICTION	MODEL/RESTRICTION	MODEL/RESTRICTION	FROM-TO
53-100 FB01-53-100N	1	PANEL, RAD. SHROUD			
53-131 FB01-53-131A	1	REINF. (R), RAD. SHROUD			
53-140B FB01-53-12XD	1	PANEL (R), SHROUD-SIDE			
53-150 FB01-53-150D	1	PLATE, SHROUD-UPPER			
53-160 FB01-53-120C	1	PANEL (R), SHROUD			
53-160B FB01-53-160	1	MEMBER, CROSS			
53-170B FC01-53-170	1	PLATE, SET-FASCIA			
53-172 FB01-53-172	1	STAY, SET PLATE-FASCIA			
53-18X FC01-53-18X	1	BRACKET, RELAY-SET PLATE			
53-180 FC66-53-180	1	PLATE (UP.), SET-FASCIA			
53-190 FC01-53-190	1	STAY (R), FENDER-LOWER			
53-192 FB01-53-192	1	STAY (R), FENDER-UPPER			
53-290A FB01-53-110A	1	BRACKET (R), FENDER			
53-781 0305-53-781A	2	BRACKET, GRILLE-C			

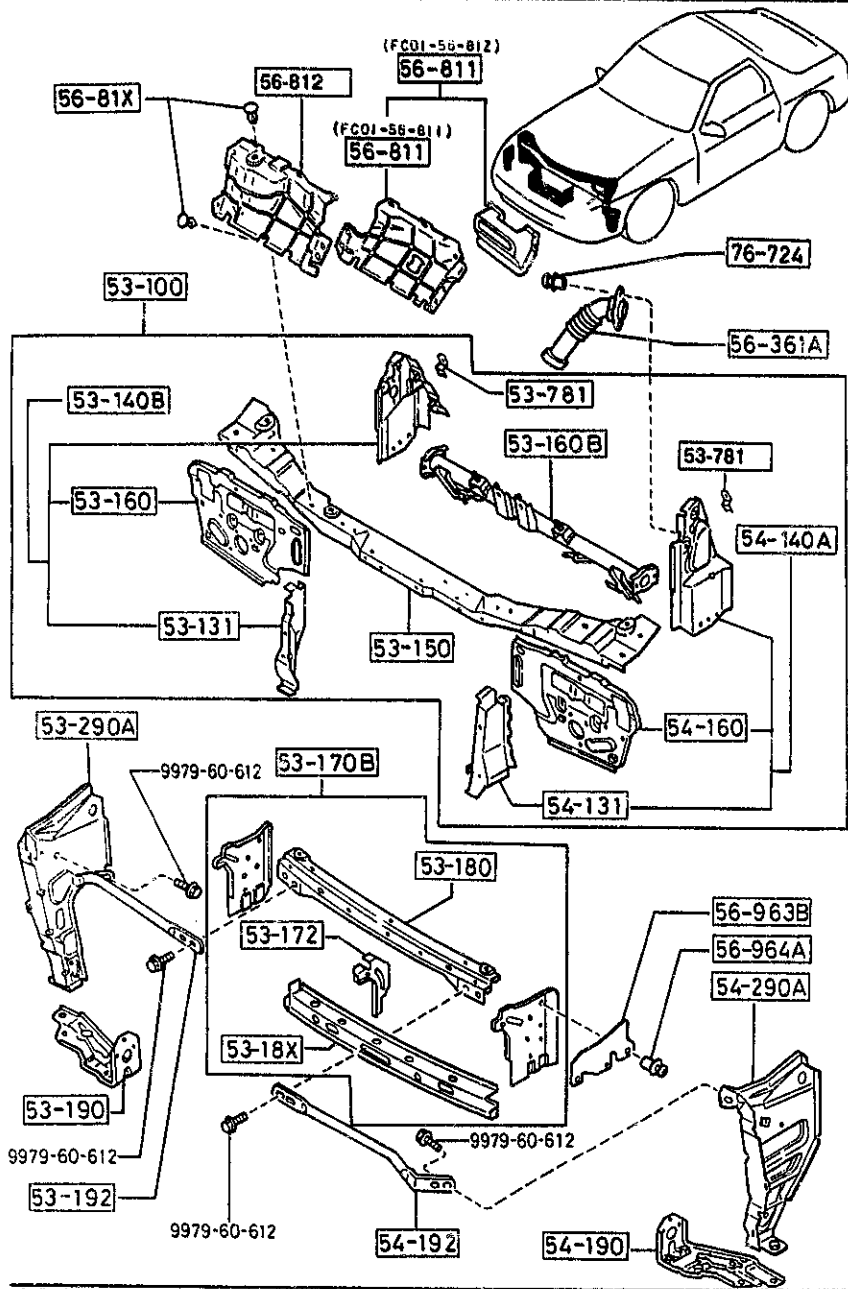
AUFA03

CAT. AUFA03-07

1993-12

5310 FRONT PANELS
(COUPE)

5310 -2 * FRONT PANELS
(COUPE)



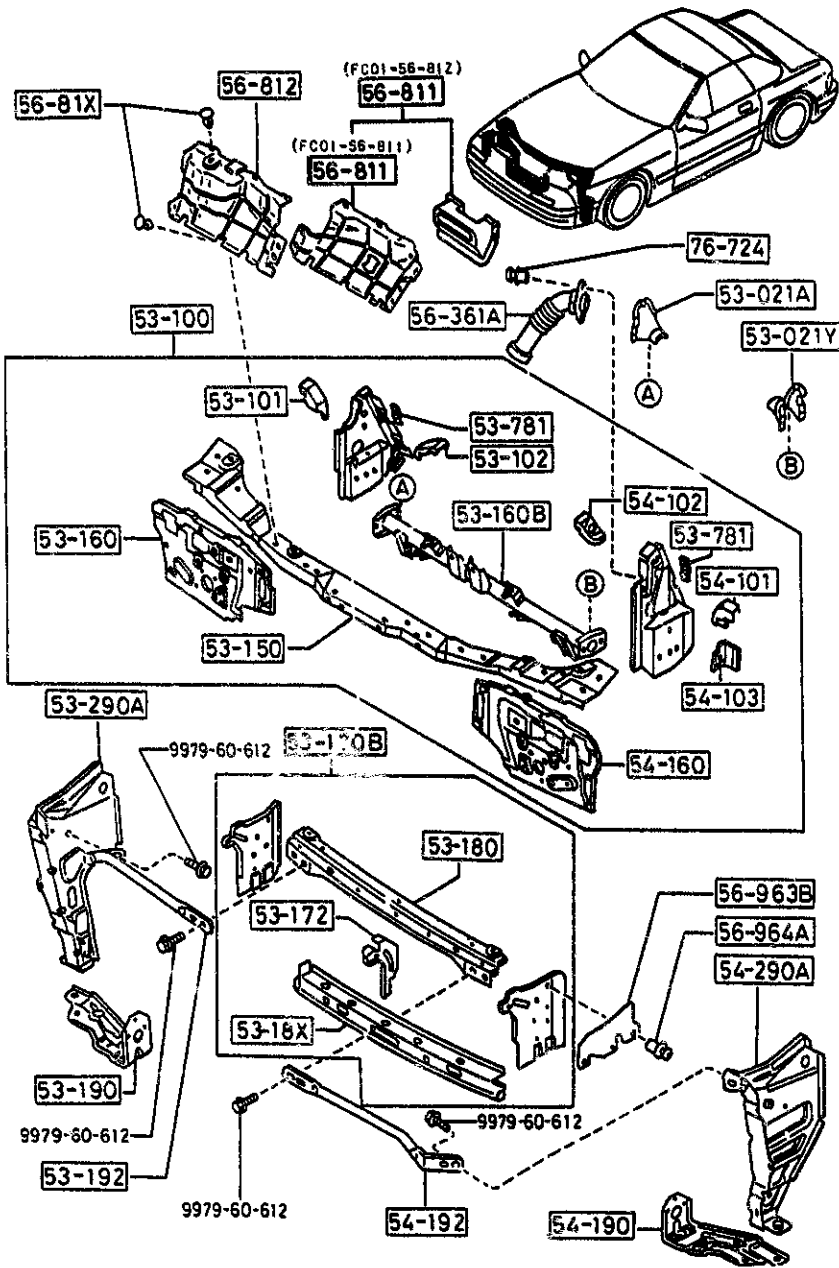
PART NO.	QTY	MODEL/RESTRICTION	MODEL/RESTRICTION	MODEL/RESTRICTION	FROM-TO
54-131		REINF.(L),RAD. SHROU			
FB01-54-131A	1	D			
54-140A		PANEL(L),SHROUD-SIDE			
FB01-54-12XE	1				
54-160		PANEL(L),SHROUD			
FB01-54-120D	1				
54-190		STAY(L),FENDER-LOWER			
FC01-54-190	1				
54-192		STAY(L),FENDER-UPPER			
FB01-54-192	1				
54-290A		BRACKET(L),FENDER			
FB01-54-110B	1				
56-361		DUCT,AIR-RADIATOR SH			
FB01-56-361A	1	ROUD			
56-81X		FASTENER,DUCT PANEL			
FB01-56-81X	10				
56-811		PANEL(L),DUCT-RAD. S			
FC01-56-812	1	HROUD			
FC01-56-811	1				
56-812		PANEL(R),DUCT-RAD. S			
FB01-56-812	1	HROUD			
56-963B		PLATE,SEAL-RAD. SHRO			
FB01-56-963	1	UD			
56-964A		RIVET,SEAL PLATE-SHR			
FB01-56-964	3	ROUD			
76-724		RIVET			
8092-51-833	2				

AUFA03

CAT. AUFA03-07

1993-12

5310 A FRONT PANELS
(CONVERTIBLE)



5310 A-1 FRONT PANELS
(CONVERTIBLE)

PART NO.	QTY	MODEL/RESTRICTION	MODEL/RESTRICTION	MODEL/RESTRICTION	FROM-10
53-021A FB67-53-021	1	GUSSET(R), CROSSMEMBE R NO1			
53-021Y FB67-54-021	1	GUSSET(L), CROSSMEMBE R NO1			
53-100 FC66-53-100	1	PANEL, RAD. SHROUD			
53-101 FB67-53-101	1	REINF. 'A' (R), RAD. SH ROUD			
53-102 FB67-53-102	1	REINF. 'B' (R), RAD. SH ROUD			
53-150 FC66-53-150	1	PLATE, SHROUD-UPPER			
53-160 FB67-53-12XD	1	PANEL (R), SHROUD			
53-160B FB67-53-160	1	MEMBER, CROSS			
53-170B FC66-53-170	1	PLATE, SET-FASCIA			
53-172 FB01-53-172	1	STAY, SET PLATE-FASCI A			
53-18X FC01-53-18X	1	BRACKET, RELAY-SET PL ATE			
53-180 FC66-53-180	1	PLATE(UP.), SET-FASCI A			
53-190 FC01-53-190	1	STAY(R), FENDER-LOWER			
53-192 FB01-53-192	1	STAY(R), FENDER-UPPER			

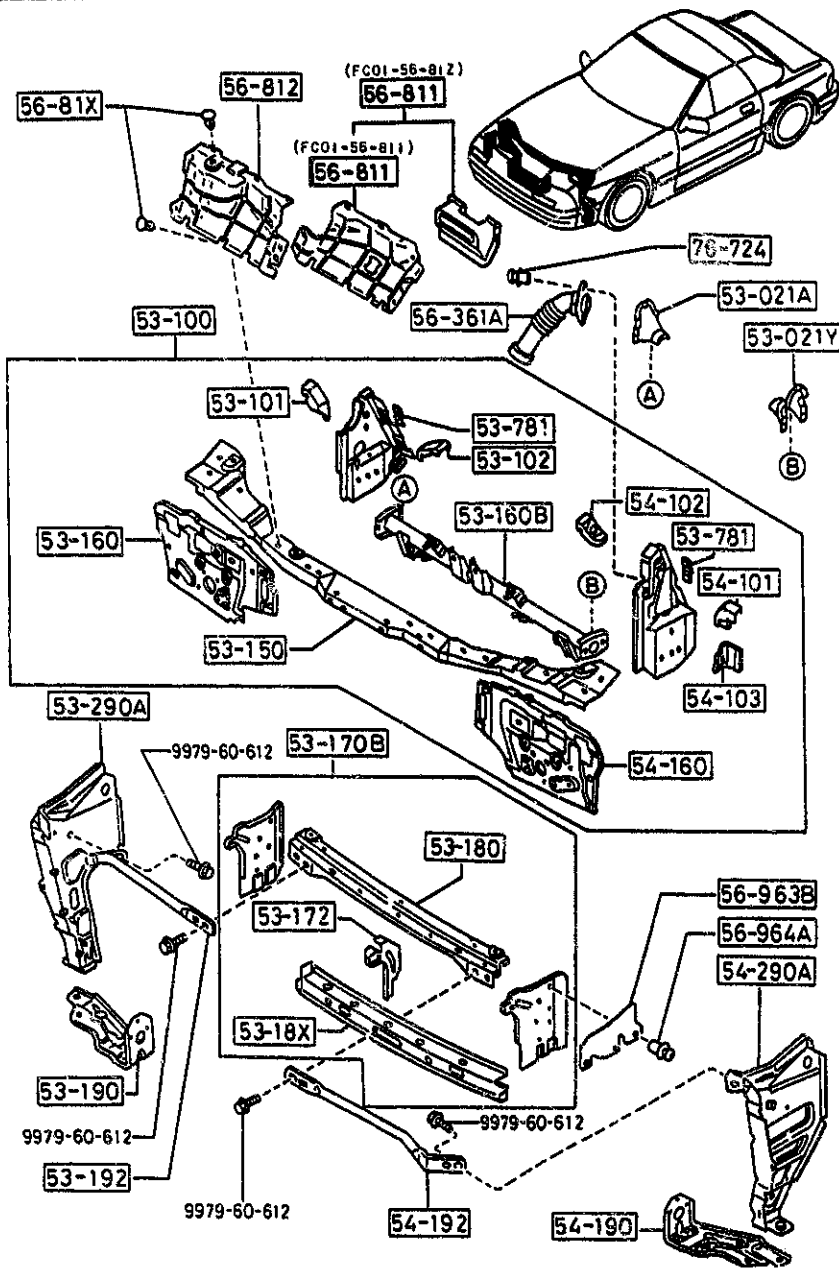
AUFA03

CAT. AUFA03-07

1993-12

3-J 6

5310 A FRONT PANELS
(CONVERTIBLE)



5310 A-2 FRONT PANELS
(CONVERTIBLE)

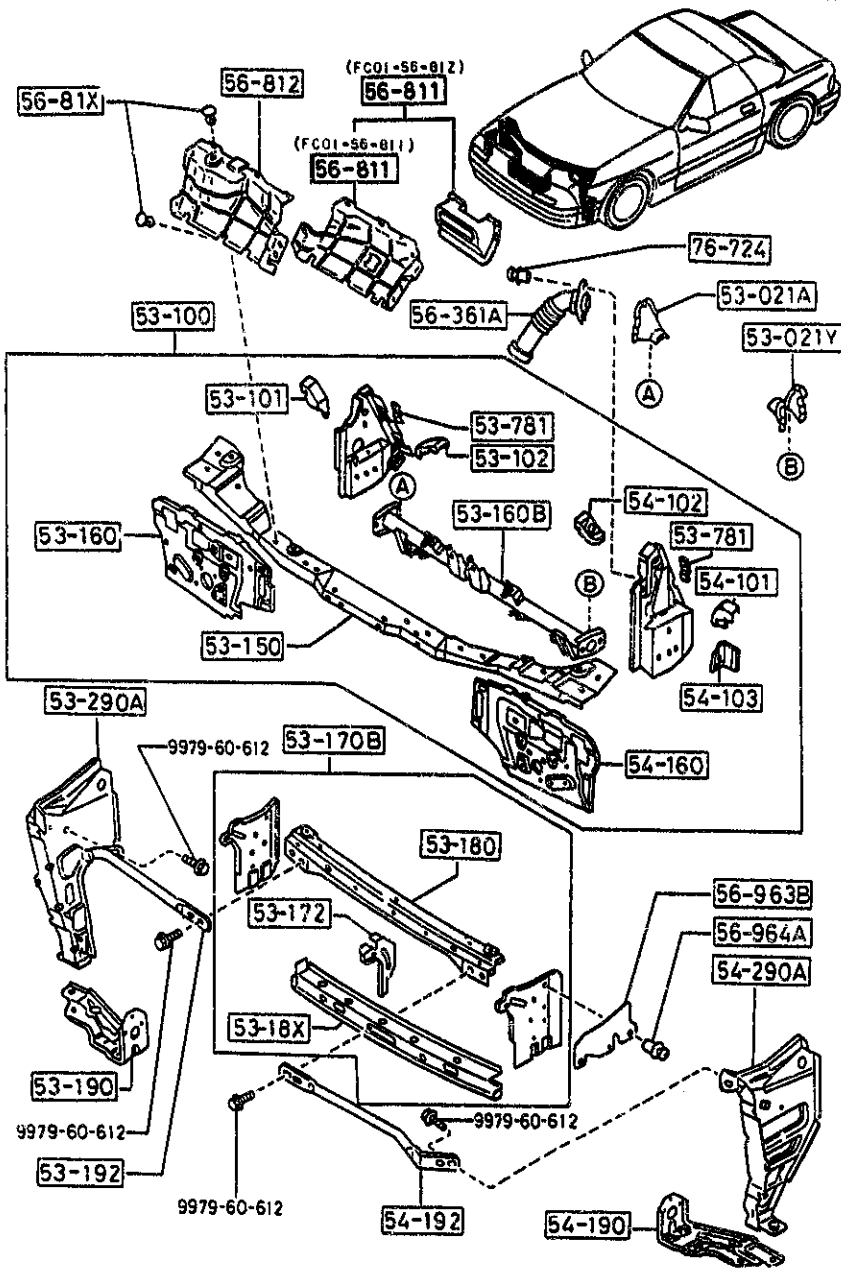
PART NO.	QTY	MODEL/RESTRICTION	MODEL/RESTRICTION	MODEL/RESTRICTION	FROM-TO
53-290A		BRACKET(R), FENDER			
FB01-53-110A	1				
53-781		BRACKET, GRILLE-C			
0305-53-781A	2				
54-101		REINF. 'A' (L), RAD. SHROUD			
FB67-54-101	1				
54-102		REINF. 'B' (L), RAD. SHROUD			
FB67-54-102	1				
54-103		REINF. 'C' (L), RAD. SHROUD			
FB67-54-103	1				
54-160		PANEL (L), SHROUD			
FB67-54-12XD	1				
54-190		STAY (L), FENDER-LOWER			
FC01-54-190	1				
54-192		STAY (L), FENDER-UPPER			
FB01-54-192	1				
54-290A		BRACKET (L), FENDER			
FB01-54-110B	1				
56-361A		DUCT, AIR-RADIATOR SHROUD			
FB01-56-361A	1				
56-81X		FASTENER, DUCT PANEL			
FB01-56-81X	10				
56-811		PANEL (L), DUCT-RAD. SHROUD			
FC01-56-81Z	1				
FC01-56-811	1				
56-812		PANEL (R), DUCT-RAD. SHROUD			
FB01-56-812	1				

AUFA03

CAT. AUFA03-07

1993-12

5310 A FRONT PANELS
(CONVERTIBLE)



5310 A-3 * FRONT PANELS
(CONVERTIBLE)

PART NO.	QTY	MODEL/RESTRICTION	MODEL/RESTRICTION	MODEL/RESTRICTION	FROM-TO
56-963B FB01-56-963	1	PLATE, SEAL-RAD. SHRO UD			
56-964A FB01-56-964	3	RIVET, SEAL PLATE-SHR UD			
76-724 B092-51-833	2	RIVET			

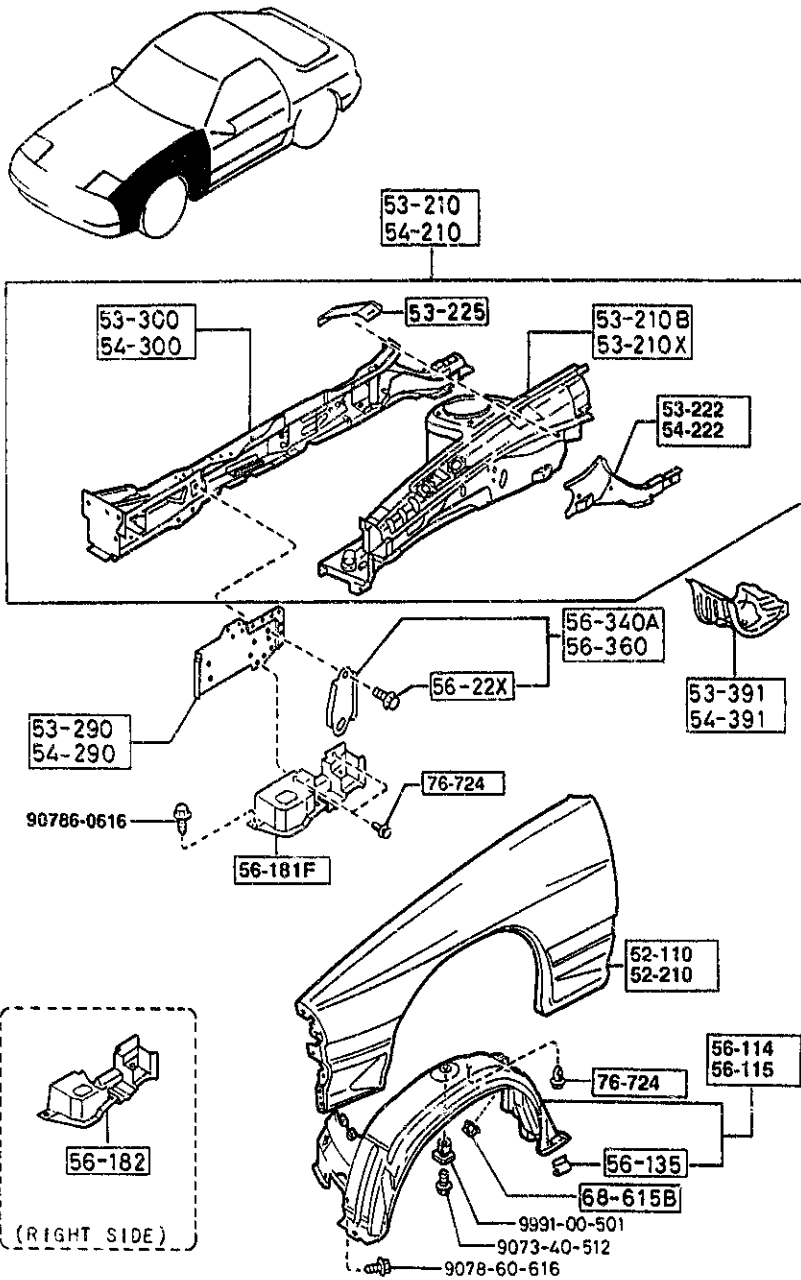
AUFA03

CAT. AUFA03-07

1993-12

5320 FENDER & WHEEL APRON PANELS (COUPE)

5320 -1 FENDER & WHEEL APRON PANELS (COUPE)



PART NO.	QTY	MODEL/RESTRICTION	MODEL/RESTRICTION	MODEL/RESTRICTION	FROM-TO
52-110		PANEL (R), FENDER-FRT.			
FC01-52-111	1	(W/O TURBO)			
FC17-52-111	1	(TURBO)			
52-210		PANEL (L), FENDER-FRT.			
FC01-52-211	1	(W/O TURBO)			
FC17-52-211	1	(TURBO)			
53-210		PANEL (R), WHEEL APRON			
FB01-53-200F AN(FB01-53-200G)	1				-0A01
FB34-53-200F AN(FB34-53-200G)	1				-0A01
FB01-53-2000	1	(W/O TURBO)			0A01-
FB34-53-2000	1	(TURBO)			0A01-
53-210B		PANEL (R), WHEEL APRON			
FB01-53-210J AN(FB01-53-210K)	1				-0A01
FB34-53-210H AN(FB34-53-210J)	1				-0A01
FB01-53-210K	1	(W/O TURBO)			0A01-
FB34-53-210J	1	(TURBO)			0A01-
53-210X		PANEL (L), WHEEL APRON			
FB01-54-210N AN(FB01-54-210P)	1				-0A01
F044-54-210N AN(F044-54-210P)	1				-0A01
FB01-54-210P	1	(W/O TURBO)			0A01-
F044-54-210P	1	(TURBO)			0A01-
53-222		PLATE (RR., R), CLOSING			
FB01-53-250A	1				
53-225		REINF. (R), A.B.S.-APR ON			
FB34-53-225	1	(TURBO)			
53-290		PLATE (F., R), CLOSING			
FC66-53-240C	1				
0A01 FC3***-902450					

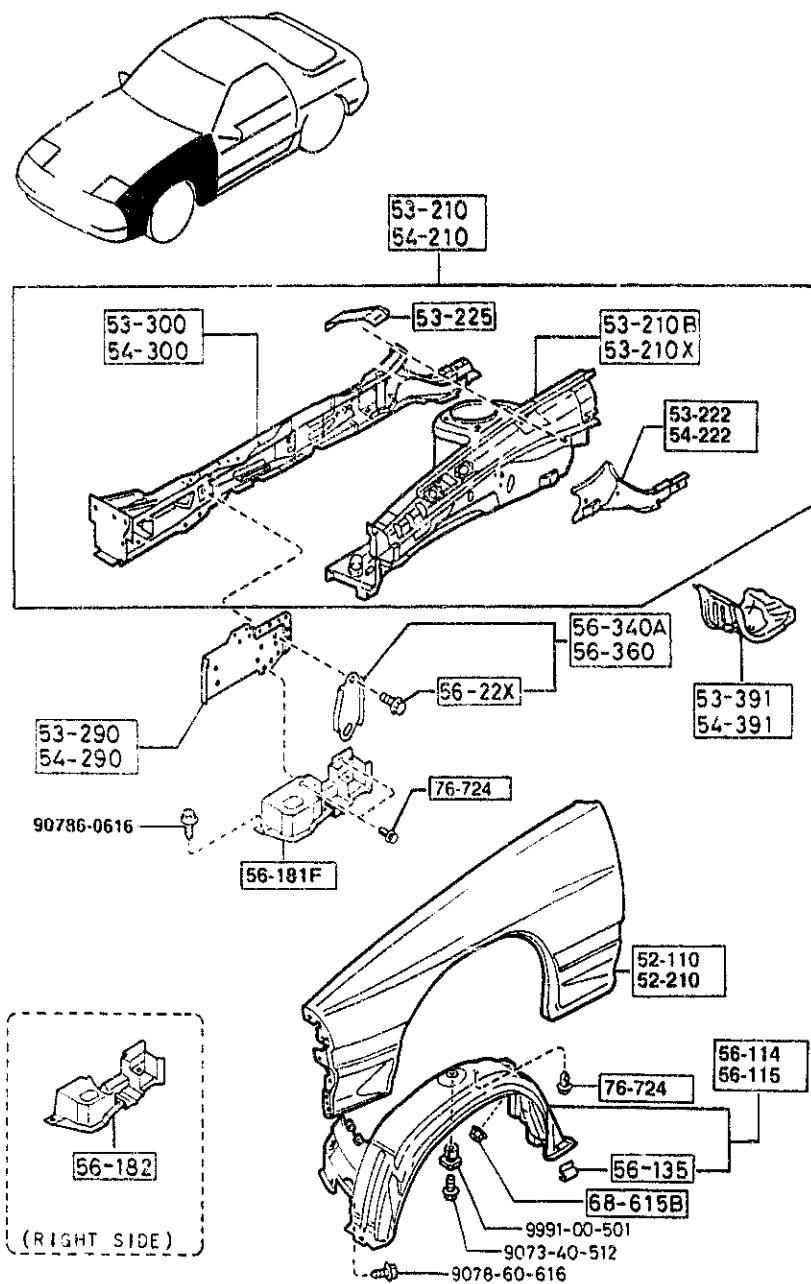
AUFA03

CAT. AUFA03-07

1993-12

3-M 6

5320 FENDER & WHEEL APRON PANELS (COUPE)



AUFA03

5320 -2 FENDER & WHEEL APRON PANELS (COUPE)

PART NO.	QTY	MODEL/RESTRICTION	MODEL/RESTRICTION	MODEL/RESTRICTION	FROM-10
53-300 FC01-53-310	1	FRAME(R), SIDE-FRONT			
53-391 FB01-53-391A	1	BOX(R), TORQUE			
54-210 FB01-54-200K AN(FB01-54-200L)	1	PANEL(L), WHEEL APRON			-0A01
FC49-54-200A AN(FC49-54-200B)	1				-0A01
FB01-54-200L	1	(W/O TURBO)			0A01-
FC49-54-200B	1	(TURBO)			0A01-
54-222 FB01-54-250A	1	PLATE(RR.,L), CLOSING			
54-290 FC66-54-240C	1	PLATE(F.,L), CLOSING			
54-300 FC01-54-310	1	FRAME(L), SIDE-FRONT			
54-391 FB01-54-391A	1	BOX(L), TORQUE			
56-114 FC01-56-130	1	GUARD(R), MUD			
56-115 FC01-56-140	1	GUARD(L), MUD			
56-135 8173-56-135	10	RUBBER, STOP			
56-181F FB01-56-181A	1	PLATE(L), SEAL-CLOSING			
56-182 FB01-56-182A	1	PLATE(R), SEAL-CLOSING			

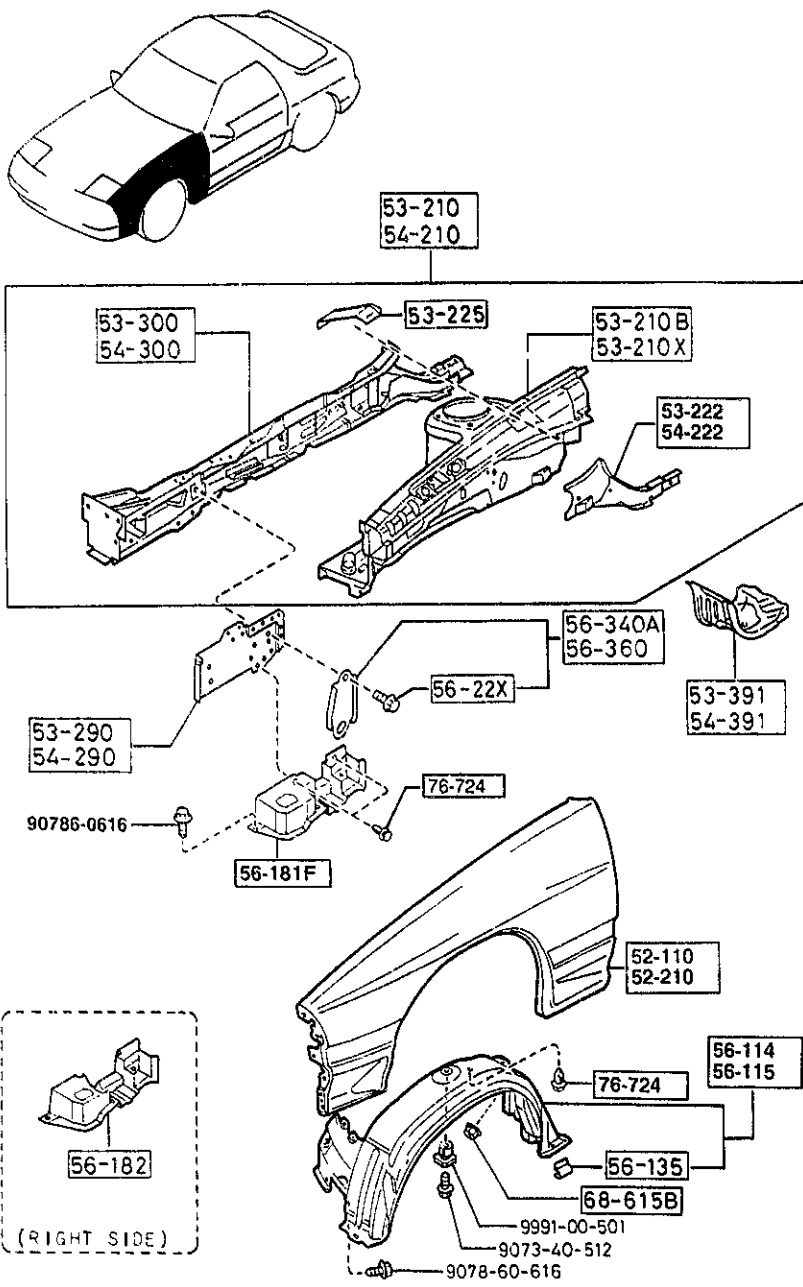
0A01 FC3***-902450

CAT. AUFA03-07

1993-12

5320 FENDER & WHEEL APRON PANELS
(COUPE)

5320 -3 * FENDER & WHEEL APRON PANELS
(COUPE)



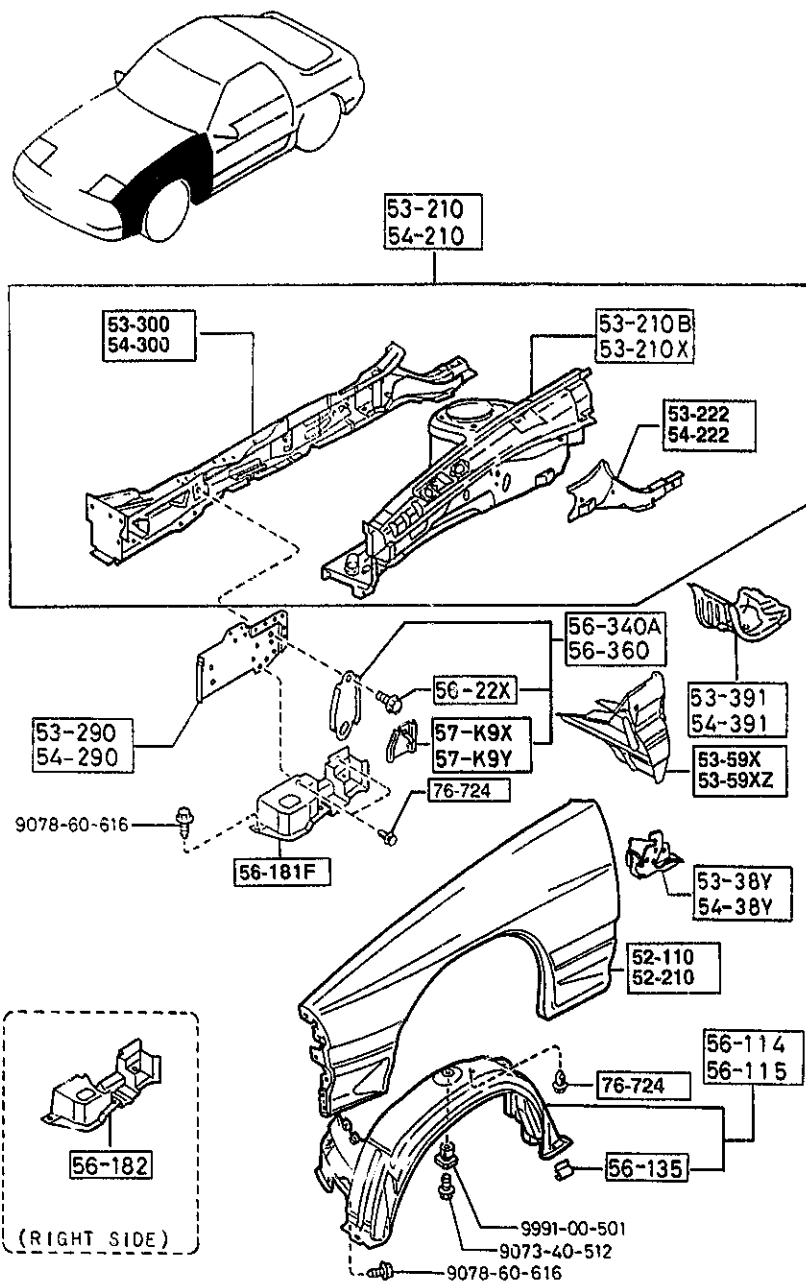
PART NO.	QTY	MODEL/RESTRICTION	MODEL/RESTRICTION	MODEL/RESTRICTION	FROM TO
56-22X FB01-56-22X	6	BOLT, TIE DOWN HOOK-F RONT			
56-340A FB01-56-221A	1	HOOK(R), TIE DOWN-FRO NT			
56-360 FB01-56-231A	1	HOOK(L), TIE DOWN-FRO NT			
68-615B B100-68-615	2	NUT, FLANGE-CAP			
76-724 *B092-51-833	6	RIVET			

AUFA03

CAT. AUFA03-07

1993-12

5320 A FENDER & WHEEL APRON PANELS
(CONVERTIBLE)



5320 A-1 FENDER & WHEEL APRON PANELS
(CONVERTIBLE)

PART NO.	QTY	MODEL/RESTRICTION	MODEL/RESTRICTION	MODEL/RESTRICTION	FROM-TO
52-110		PANEL (R), FENDER-FRT.			
FC01-52-111	1				
52-210		PANEL (L), FENDER-FRT.			
FC01-52-211	1				
53-210		PANEL (R), WHEEL APRON			
FC66-53-200	1				-0A01
AN(FC66-53-200A)					
FC66-53-200A	1				0A01-
53-210B		PANEL (R), WHEEL APRON			
FC66-53-210	1				-0A01
AN(FC66-53-210A)					
FC66-53-210A	1				0A01-
53-210X		PANEL (L), WHEEL APRON			
FC66-54-210	1				-0A01
AN(FC66-54-210A)					
FC66-54-210A	1				0A01-
53-222		PLATE (RR., R), CLOSING			
FB01-53-250A	1				
53-290		PLATE (F., R), CLOSING			
FC66-53-240C	1				
53-300		FRAME (R), SIDE-FRONT			
FC33-53-310A	1				
53-38Y		BRACKET (R), CLOSING PLATE			
FB67-53-38YC	1				
53-391		BOX (R), TORQUE			
FB67-53-391A	1				
53-59X		REINF. (R), WHEEL APRON			
FC56-53-59X	1				
53-59XZ		REINF. (L), WHEEL APRON			
FC56-54-59X	1				
0A01 FC3***-902450					

AUFA03

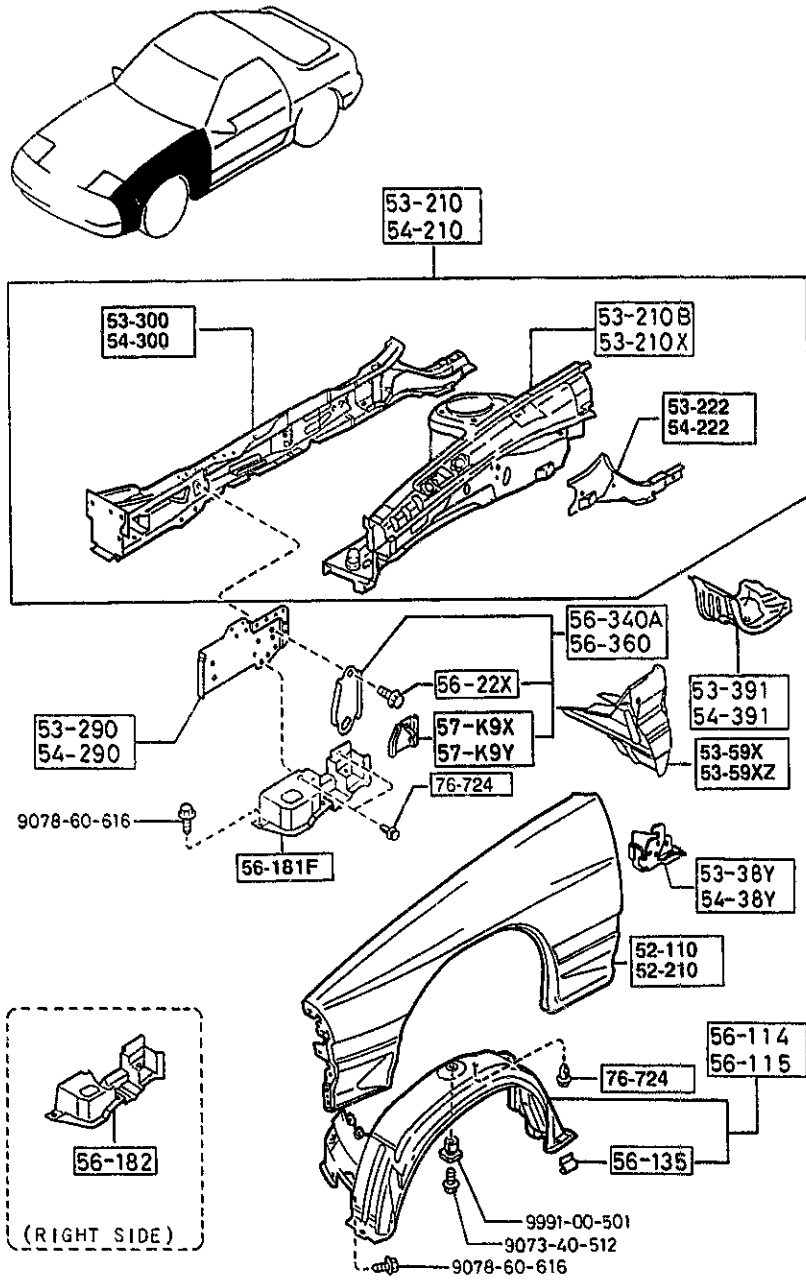
CAT. AUFA03-07

1993-12

3-D 7

5320 A FENDER & WHEEL APRON PANELS
(CONVERTIBLE)

5320 A-2 FENDER & WHEEL APRON PANELS
(CONVERTIBLE)



PART NO.	QTY	MODEL/RESTRICTION	MODEL/RESTRICTION	MODEL/RESTRICTION	FROM-TO
54-210		PANEL(L), WHEEL APRON			
FC66-54-200 AN(FC66-54-200A)	1				-0A01
FC66-54-200A	1				0A01-
54-222		PLATE(RR.,L), CLOSING			
FB01-54-250A	1				
54-290		PLATE(F..L), CLOSING			
FC66-54-240C	1				
54-300		FRAME(L), SIDE-FRONT			
FC33-54-310A	1				
54-38Y		BRACKET(L), CLOSING P LATE			
FB67-54-38YC	1				
54-391		BOX(L), TORQUE			
FB67-54-391A	1				
56-114		GUARD(R), MUD			
FC66-56-130	1				
56-115		GUARD(L), MUD			
FC66-56-140	1				
56-135		RUBBER, STOP			
8173-56-135	10				
56-181F		PLATE(L), SEAL-CLOSIN G			
FB01-56-181A	1				
56-182		PLATE(R), SEAL-CLOSIN G			
FB01-56-182A	1				
56-22X		BOLT, TIE DOWN HOOK-F RONT			
FB01-56-22X	6				
56-340A		HOOK(R), TIE DOWN-FRO NT			
FC66-56-220A	1				
0A01 FC3***-902450					

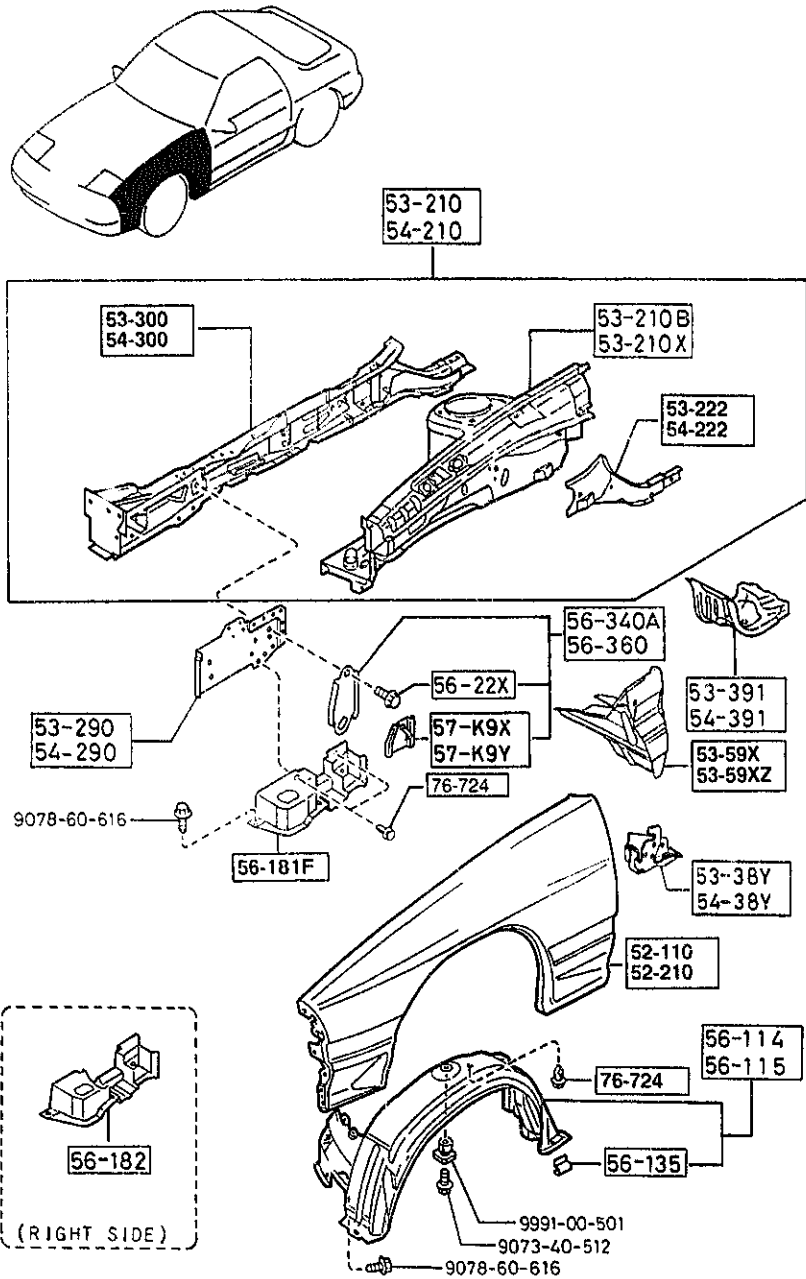
AUFA03

CAT. AUFA03-07

1993-12

5320 A FENDER & WHEEL APRON PANELS
(CONVERTIBLE)

5320 A-3 * FENDER & WHEEL APRON PANELS
(CONVERTIBLE)



PART NO.	QTY	MODEL/RESTRICTION	MODEL/RESTRICTION	MODEL/RESTRICTION	FROM-TO
56-360 FC66-56-230A	1	HOOK(L),TIE DOWN-FRONT			
57-K9X FC66-57-K9XB	1	PROTECTOR(R),AIR BAG			
57-K9Y FC66-57-K9YB	1	PROTECTOR(L),AIR BAG			
76-724 *B092-51-833	6	RIVET			

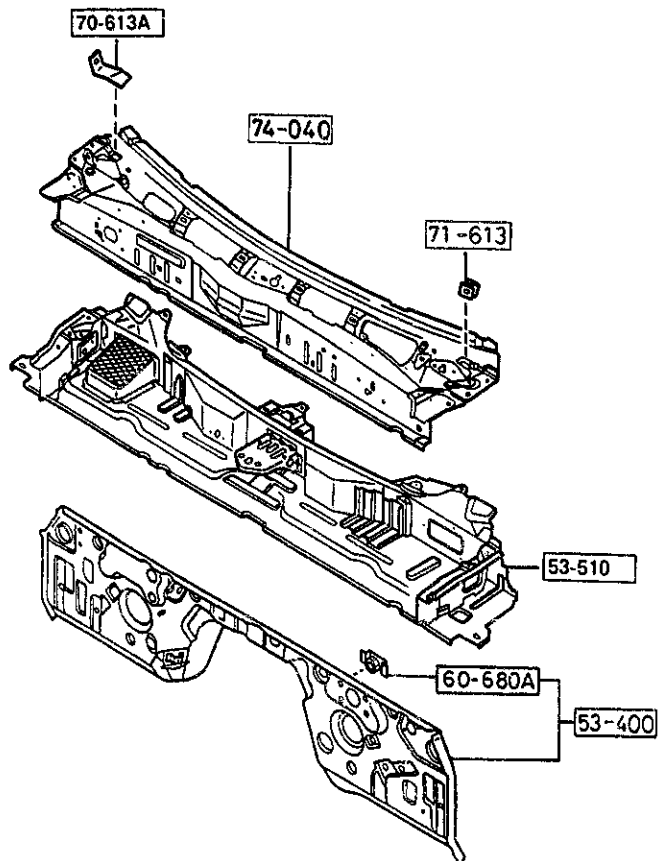
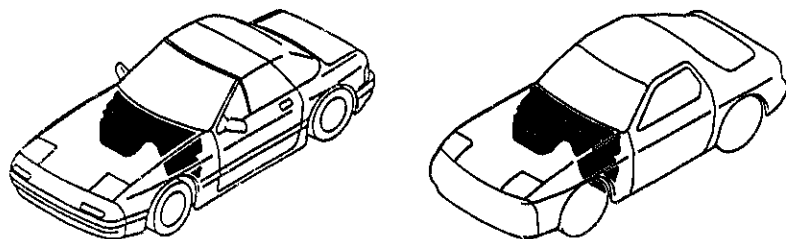
AUFA03

CAT. AUFA03-07

1993-12

5330 DASH & COWL PANELS

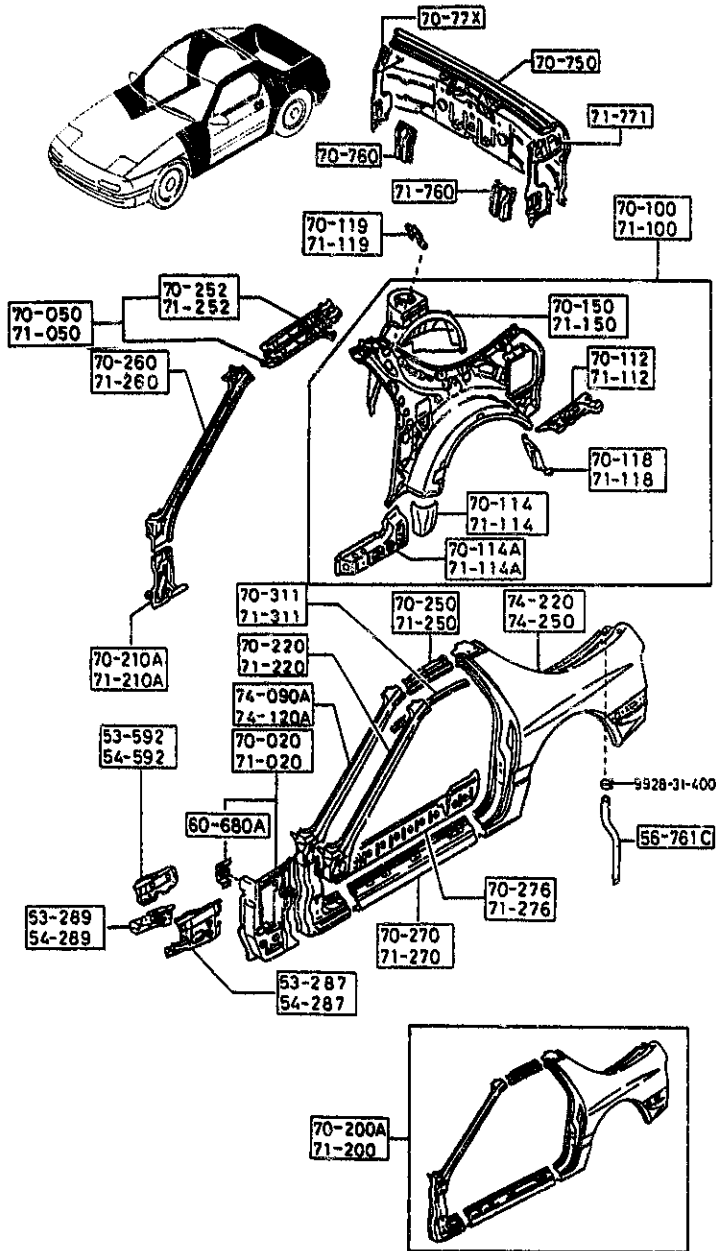
5330 -1 * DASH & COWL PANELS



PART NO.	QTY	MODEL/RESTRICTION	MODEL/RESTRICTION	MODEL/RESTRICTION	FROM-TO
53-400		PANEL,DASH-LOWER			
FB01-54-400H	1	((CPE))<(W/D TURBO))			
FB55-54-400D	1	((CPE))<(TURBO))			
FB67-54-400E	1	(CONVERTIBLE)			
53-510		PANEL,DASH-UPPER			
FB01-53-510C	1	(CPE)			
FC66-53-510	1	(CONVERTIBLE)			
60-680A		BRACKET,FLOOR			
0305-53-160	2				
70-613A		BRKT(R),PILLAR GARNISH			
FB01-70-613B	1				
71-613		BRKT(L),PILLAR GARNISH			
FB01-71-613B	1				
74-040		PANEL,COWL			
FB01-70-610L	1	(CPE)			
FB67-70-610E	1	(CONVERTIBLE)			

5340 SIDE PANELS
(COUPE)

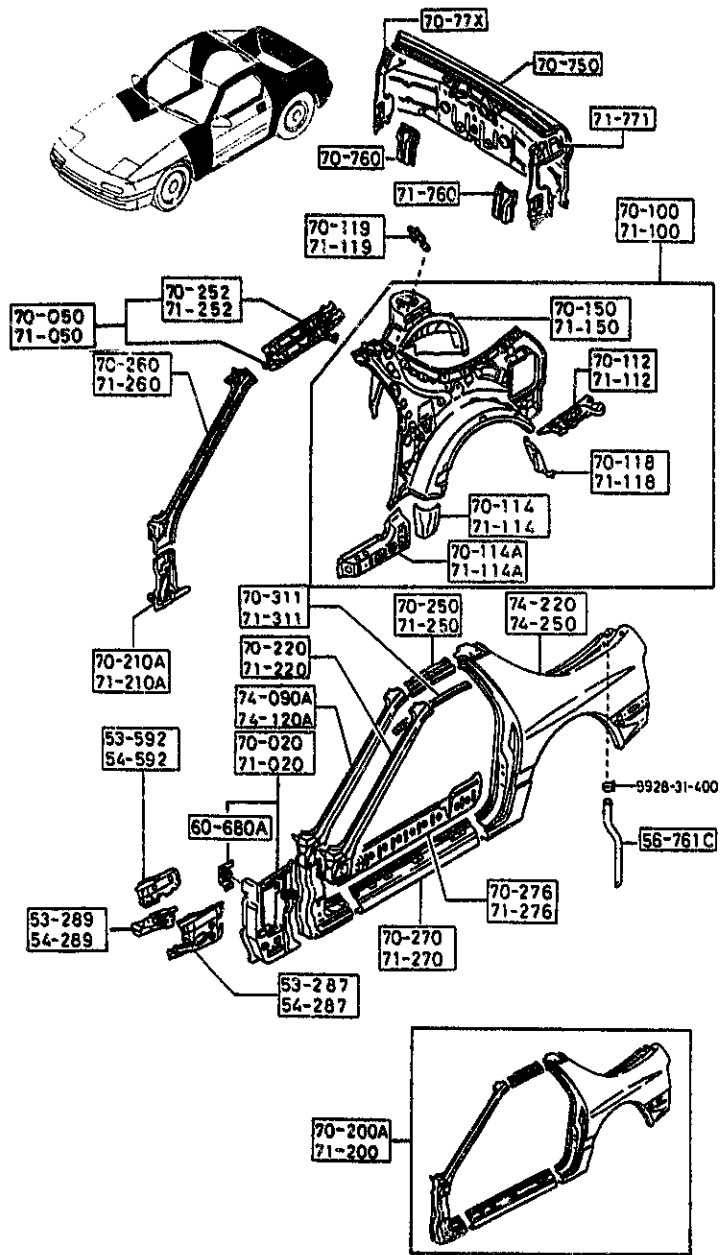
5340 -1 SIDE PANELS
(COUPE)



PART NO.	QTY	MODEL/RESTRICTION	MODEL/RESTRICTION	MODEL/RESTRICTION	FROM-TO
53-287	1	REINF.(R),COWL SIDE PANEL			
FB01-53-287A					
53-289	1	REINF.(R),COWL SIDE-INNER			
FB01-53-289					
53-592	1	PLATE(UP,R),COWL SIDE-OU			
FB01-53-592B					
54-287	1	REINF.(L),COWL SIDE PANEL			
FB01-54-287A					
54-289	1	REINF.(L),COWL SIDE-INNER			
FB01-54-289					
54-592	1	PLATE(UP,L),COWL SIDE-OU			
FB01-54-592B					
56-761C	2	PIPE,DRAIN-RR FENDER			
FB01-56-761					
60-680A	1	BRACKET,FLOOR			
0305-53-160					
70-020	1	PANEL(R),COWL SIDE			
FB01-70-210E					
70-050	1	RAIL(R),ROOF-INNER			
FC01-70-050		(W/O SUN-RF)			
FC03-70-050		(SUNROOF)			
70-100	1	PANEL(R),QUARTER			
FC01-70-100C					
70-112	1	PANEL(RR,R),QUARTER-LOW			
FB01-70-112A					
70-114	1	PLATE(R),END			
FC01-70-113					

5340 SIDE PANELS
(COUPE)

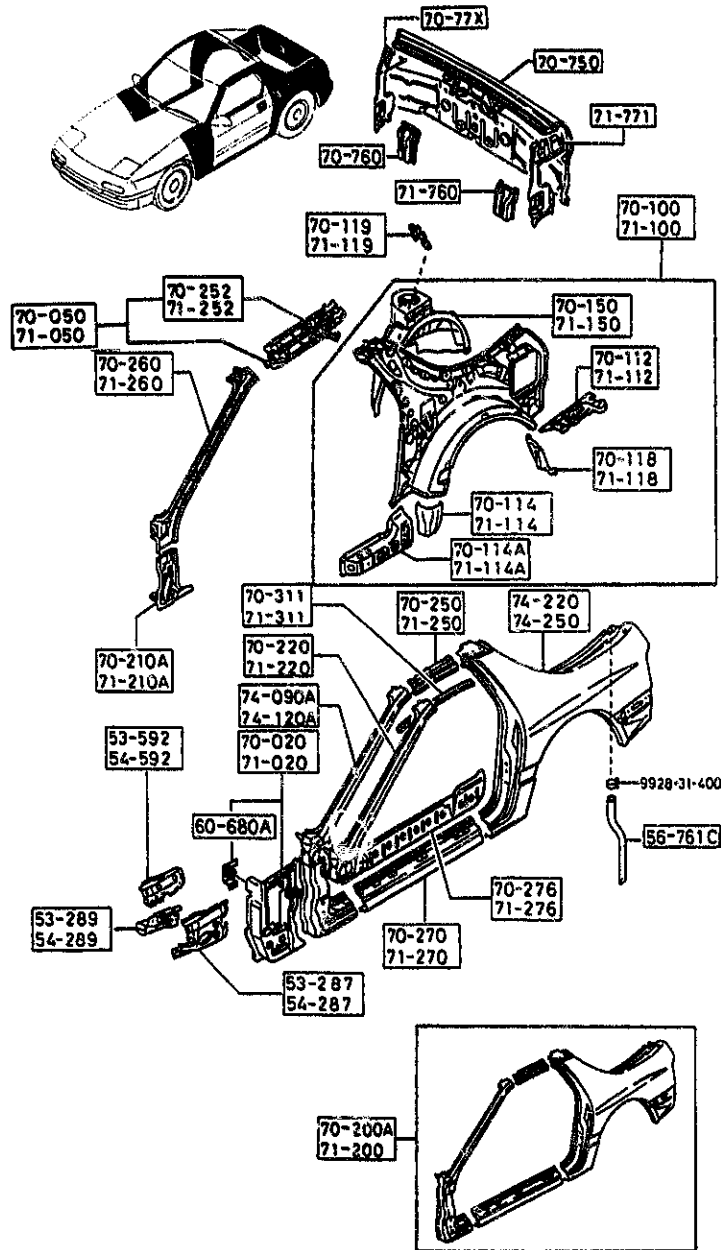
5340 -2 SIDE PANELS
(COUPE)



PART NO.	QTY	MODEL/RESTRICTION	MODEL/RESTRICTION	MODEL/RESTRICTION	FROM-TO
70-114A FB01-70-114A	1	JUNCTION(R), CORNER-Q /PANE			
70-118 FB01-70-118A	1	PROTECTOR(R), SPLASH			
70-119 FB01-70-119A	1	BRKT(R), TRIM-QTR PAN EL			
70-150 FC01-70-150B	1	PANEL(R), WHEEL HOUSE			
70-200A FCY1-70-200A AN(FCY1-70-200B)	1	FRAME(R), SIDE-OUTER			-0C11
70-200B FCY1-70-200B	1				0C11-
70-210A FB01-70-020	1	PILLAR(R), HINGE			
70-220 FB01-70-220D	1	PILLAR(R, UP.), FRONT-			
70-250 FBY1-70-251 AN(FBY1-70-251A)	1	RAIL(R), ROOF-OUTER			-0C11
70-251A FBY1-70-251A	1				0C11-
70-252 FC01-70-052	1	REINF.(R), ROOF RAIL			
70-260 FC01-70-240B	1	PILLAR(R), FRT.-INNER			
70-270 FCY1-70-271A AN(FCY1-70-271B)	1	PANEL(R), SIDE SILL			-0C11
70-271B FCY1-70-271B	1				0C11-
70-276 FB01-70-273	1	REINF.(R), SIDE SILL			
0C11 FC3***N-904567					

5340 SIDE PANELS (COUPE)

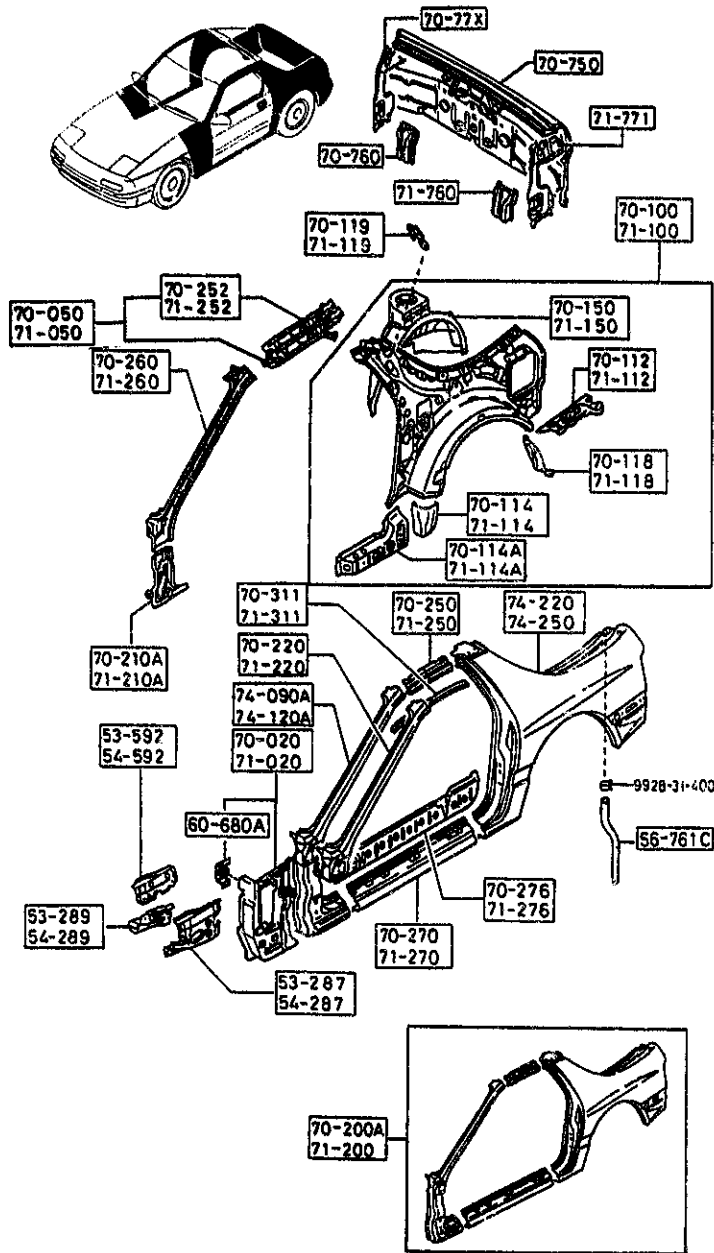
5340 -3 SIDE PANELS (COUPE)



PART NO.	QTY	MODEL/RESTRICTION	MODEL/RESTRICTION	MODEL/RESTRICTION	FROM-TO
70-311		RAIL (R), RAIN			
FB01-70-321A	1				
70-750		PANEL, REAR END			
FC01-70-75X	1				
70-760		TOWER (R), LOCK-RR END PANEL			
FB01-70-760C	1				
70-77X		PANEL (R), QTR-REAR END			
FB01-70-77X	1				
71-020		PANEL (L), COWL SIDE			
FB01-71-210F	1				
71-050		RAIL (L), ROOF-INNER			
FC01-71-050	1	(W/O SUN-RF)			
FC03-71-050	1	(SUNROOF)			
71-100		PANEL (L), QUARTER			
FC01-71-100C	1				
71-112		PANEL (RR, L), QUARTER-LOW			
FB01-71-112D	1				
71-114		PLATE (L), END			
FC01-71-113	1				
71-114A		JUNCTION (L), CORNER-Q/PANE			
FB01-71-114A	1				
71-118		PROTECTOR (L), SPLASH			
FB01-71-118A	1				
71-119		BRKT (L), TRIM-QTR PANEL			
FB01-71-119A	1				
71-150		PANEL (L), WHEEL HOUSE			
FC01-71-150B	1				

5340 SIDE PANELS (COUPE)

5340 -4 SIDE PANELS (COUPE)

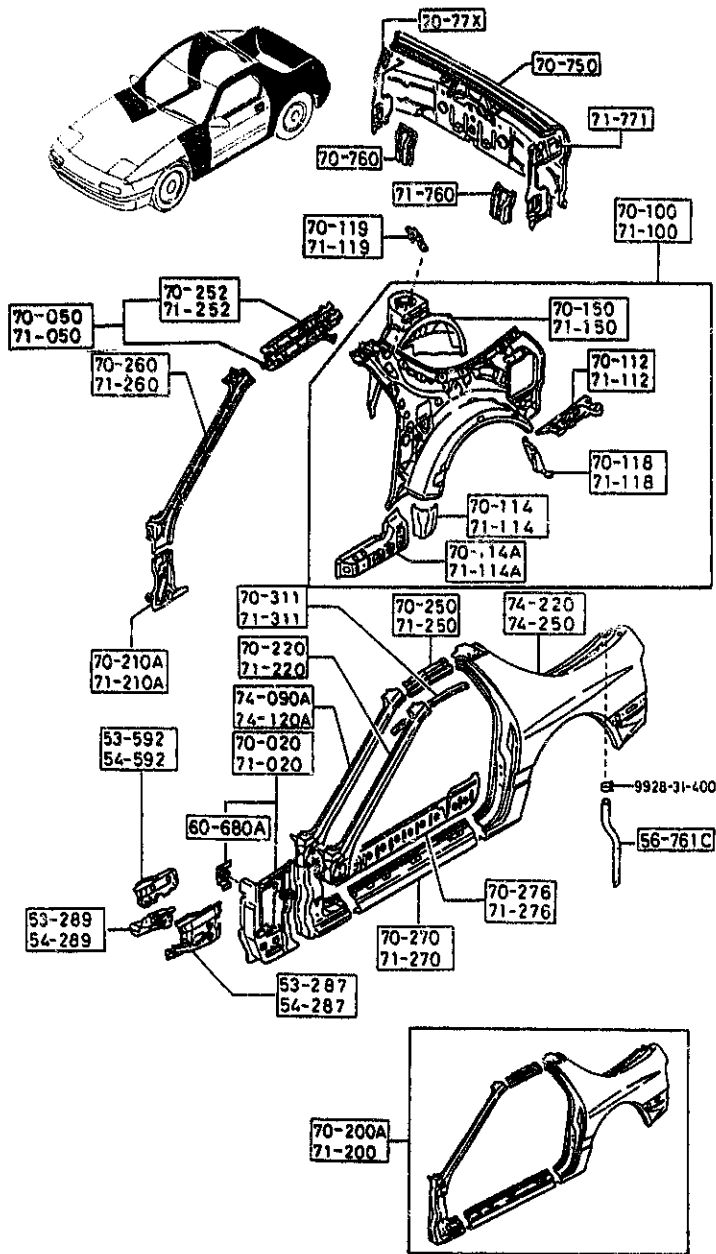


PART NO.	QTY	MODEL/RESTRICTION	MODEL/RESTRICTION	MODEL/RESTRICTION	FROM-TO
71-200 FCY1-71-200A AN(FCY1-71-200B)	1	FRAME(L),SIDE-OUTER			-0C11
FCY1-71-200B	1				0C11-
71-210A FB01-71-020	1	PILLAR(L),HINGE			
71-220 FB01-71-220D	1	PILLAR(L,UP.),FRONT-			
71-250 FBY1-71-251 AN(FBY1-71-251A)	1	RAIL(L),ROOF-OUTER			-0C11
FBY1-71-251A	1				0C11-
71-252 FC01-71-052	1	REINF.(L),ROOF RAIL			
71-260 FC01-71-240B	1	PILLAR(L),FRT.-INNER			
71-270 FCY1-71-271A AN(FCY1-71-271B)	1	PANEL(L),SIDE SILL			-0C11
FCY1-71-271B	1				0C11-
71-276 FB01-71-273	1	REINF.(L),SIDE SILL			
71-311 FB01-71-321A	1	RAIL(L),RAIN			
71-760 FB01-71-760B	1	TOWER(L),LOCK-RR END PANEL			
71-771 FB01-71-771A	1	PANEL(L),QTR-REAR EN D			
74-090A FBY1-70-210C AN(FBY1-70-210D)	1	PILLAR(R),FRONT-OUT.			-0C11

0C11 FC3***-904567

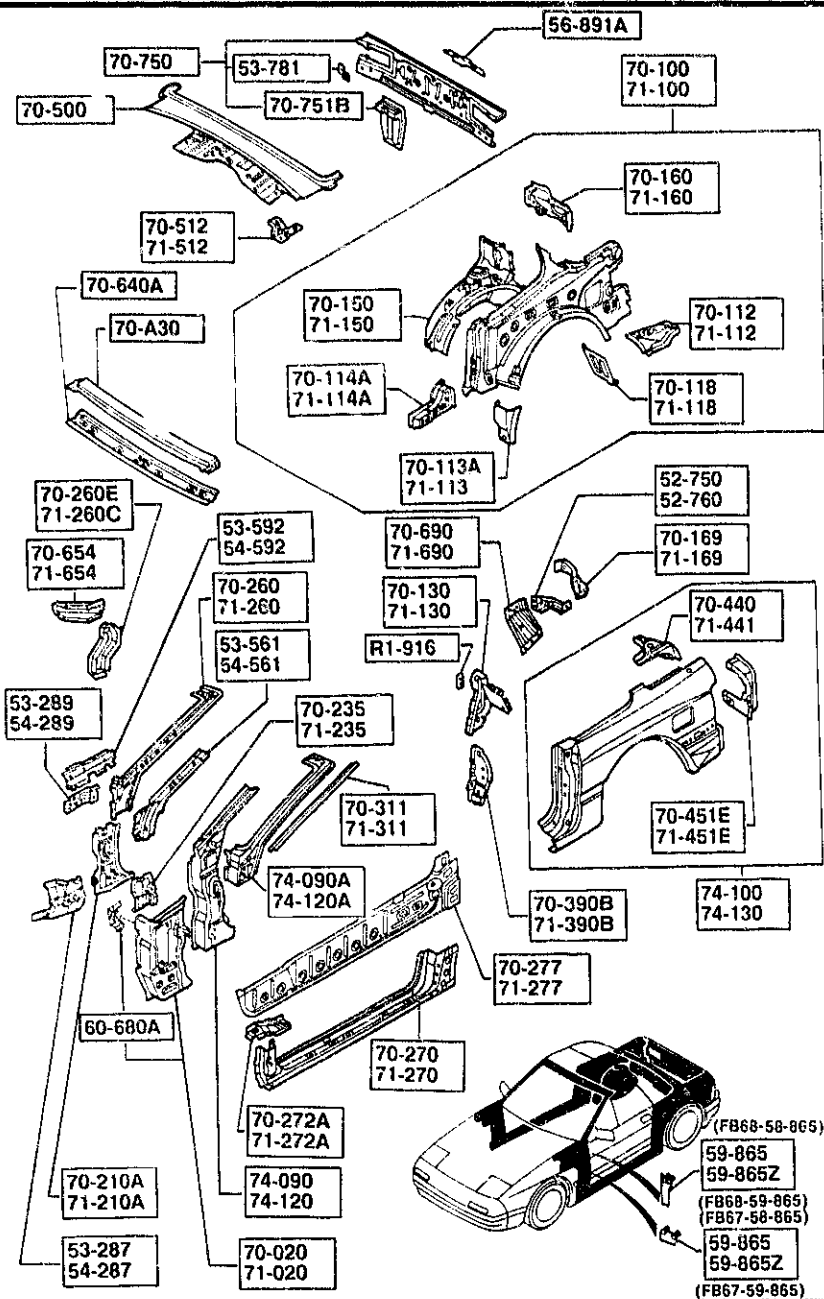
5340 SIDE PANELS
(COUPE)

5340 -5 * SIDE PANELS
(COUPE)



PART NO.	QTY	MODEL/RESTRICTION	MODEL/RESTRICTION	MODEL/RESTRICTION	FROM-TO
CONT'D FBY1-70-2100	1				0C11-
74-120A		PILLAR(L), FRONT-OUT.			-0C11
FBY1-71-210C AN(FBY1-71-210D)	1				0C11-
FBY1-71-210D	1				0C11-
74-220		PANEL(R), FENDER-REAR			-0C11
FCY1-70-400 AN(FCY1-70-400A)	1				0C11-
FCY1-70-400A	1				0C11-
74-250		PANEL(L), FENDER-REAR			-0C11
FCY1-71-400 AN(FCY1-71-400A)	1				0C11-
FCY1-71-400A	1				0C11-
0C11 FC3NNX-904567					

5340A SIDE PANELS
(CONVERTIBLE)



AUFA03

5340A -1 SIDE PANELS
(CONVERTIBLE)

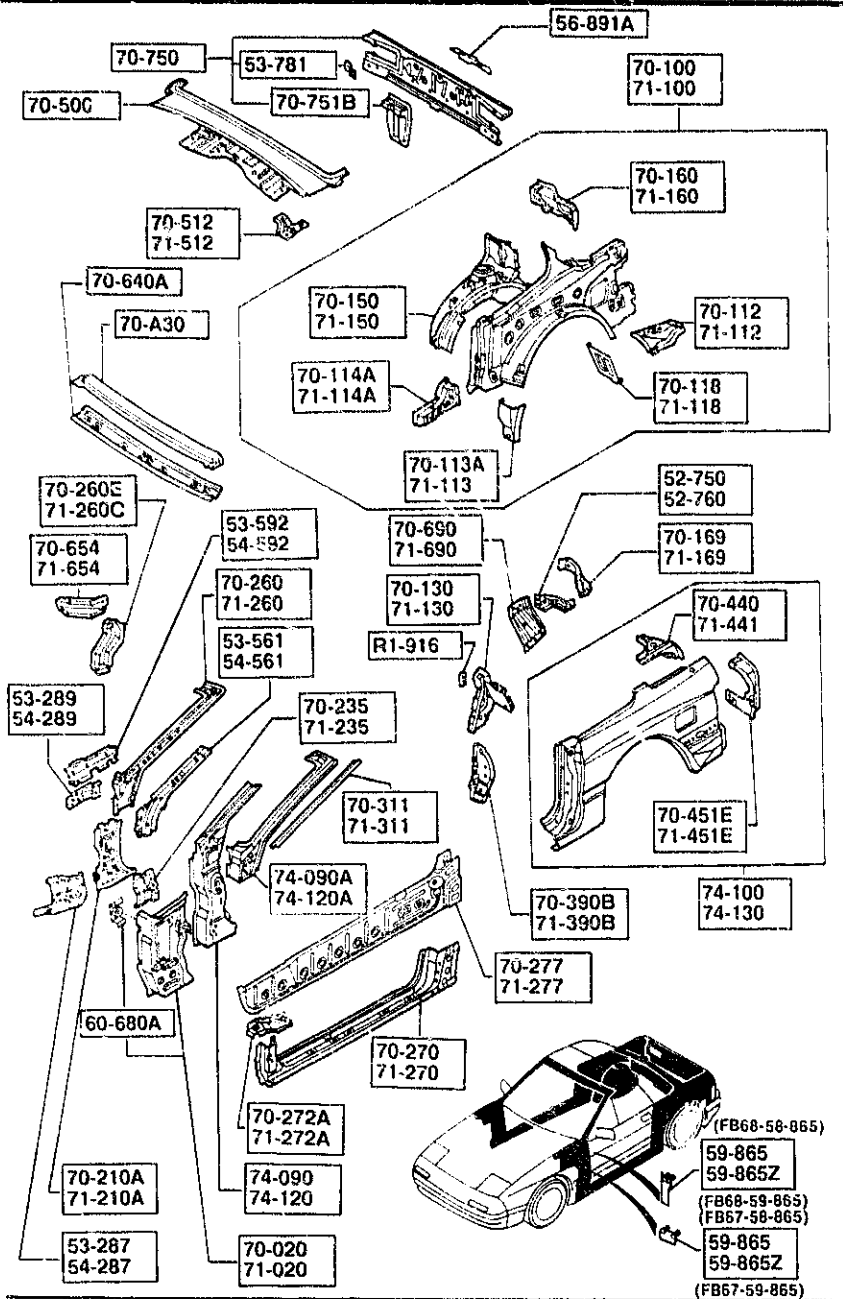
PART NO.	QTY	MODEL/RESTRICTION	MODEL/RESTRICTION	MODEL/RESTRICTION	FROM 10
R1-916		PLATE,CET-HINGE BRACKET			
FB67-R1-916	2				
52-750		BRKT(R),DAMPER STAY-QTR			
FB67-52-750	1				
52-760		BRKT(L),DAMPER STAY-QTR			
FB67-52-760	1				
53-287		REINF.(R),COWL SIDE PANEL			
FB67-53-287	1				
53-289		REINF.(R),COWL SIDE-INNER			
FB01-53-289	1				
53-561		REINF.(R),F. PILLAR INNER			
FB67-70-246B	1				
53-592		PLATE(UP,R),COWL SIDE-OU			
FB67-53-592	1				
53-781		BRACKET,GRILLE-C			
0305-53-781A	4				
54-287		REINF.(L),COWL SIDE PANEL			
FB67-54-287	1				
54-289		REINF.(L),COWL SIDE-INNER			
FB01-54-289	1				
54-561		REINF.(L),F. PILLAR INNER			
FB67-71-246B	1				
54-592		PLATE(UP,L),COWL SIDE-OU			
FB67-54-592	1				
56-891A		REINF.LOCK-R.END PANEL			
FB67-56-890	1				
59-865		VALVE(R),SHUTTER			
FB67-58-865	1				

CAT. AUFA03-07

1993-12

3-M 7

5340A SIDE PANELS
(CONVERTIBLE)



AUFA03

5340A -2 SIDE PANELS
(CONVERTIBLE)

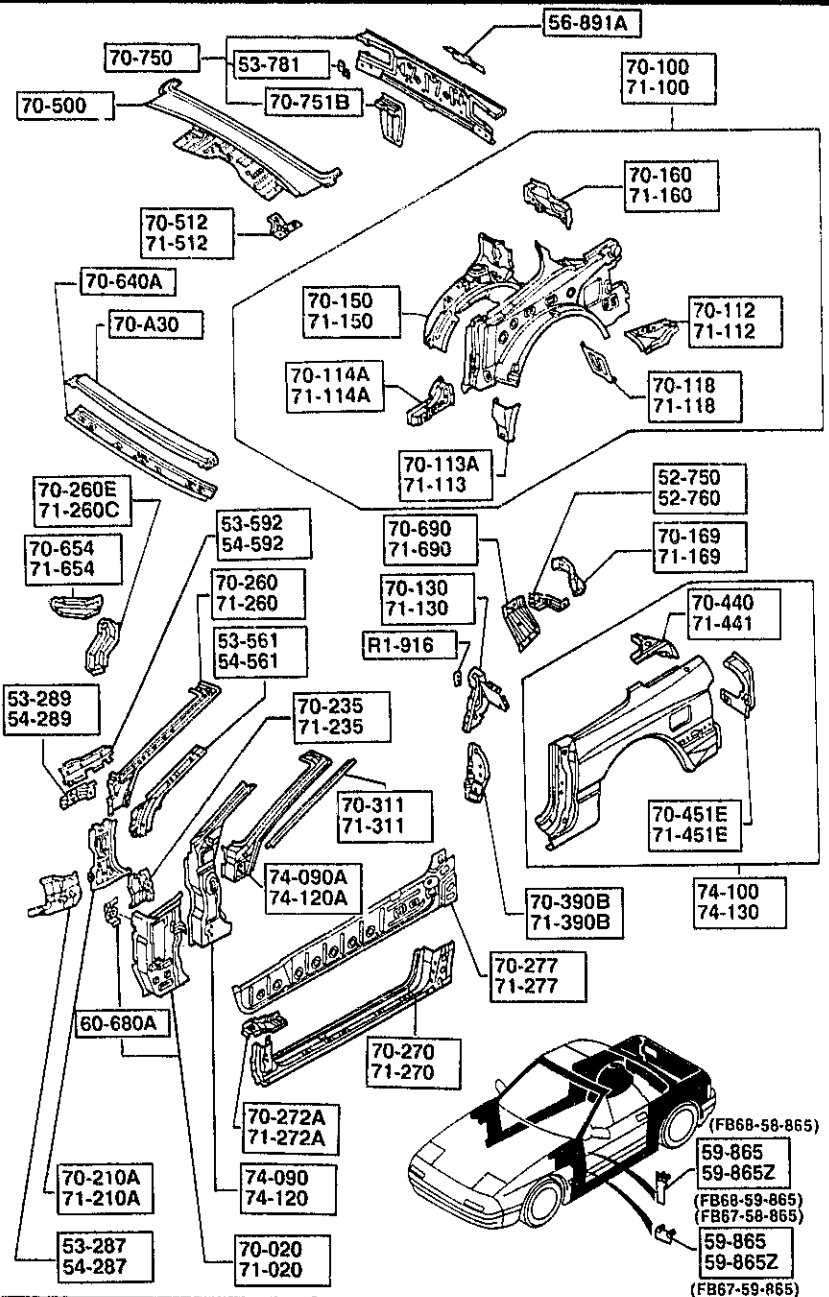
PART NO.	QTY	MODEL/RESTRICTION	MODEL/RESTRICTION	MODEL/RESTRICTION	FROM-TO
CONT'D FB68-58-865	1				
59-865Z		VALVE(L), SHUTTER			
FB67-59-865	1				
FB68-59-865	1				
60-680A		BRACKET, FLOOR			
0305-53-160	1				
70-A30		HEADER, FRONT-OUTER			
FB67-70-631B	1				
70-020		PANEL (R), COWL SIDE			
FB67-70-230C	1				
70-100		PANEL (R), QUARTER			
FC33-70-100A	1				
70-112		PANEL (RR, R), QUARTER-LOW			
FB01-70-112A	1				
70-113A		PLATE (R), SEAL			
FB67-70-113	1				
70-114A		JUNCTION (R), CORNER-Q/PANE			
FB67-70-114	1				
70-118		PROTECTOR (R), SPLASH			
FB01-70-118A	1				
70-130		BRKT (R), FORMING BAR			
FB67-70-130D	1				
70-150		PANEL (R), WHEEL HOUSE			
FB67-70-150D	1				
70-160		PLATE (R), REAR CORNER-IN			
FB67-70-160B	1				
70-169		REINF. (R), QTR PANEL-REAR			
FB67-70-169A	1				

CAT. AUFA03-07

1993-12

3-N 7

5340A SIDE PANELS
(CONVERTIBLE)



AUFA03

5340A -3 SIDE PANELS
(CONVERTIBLE)

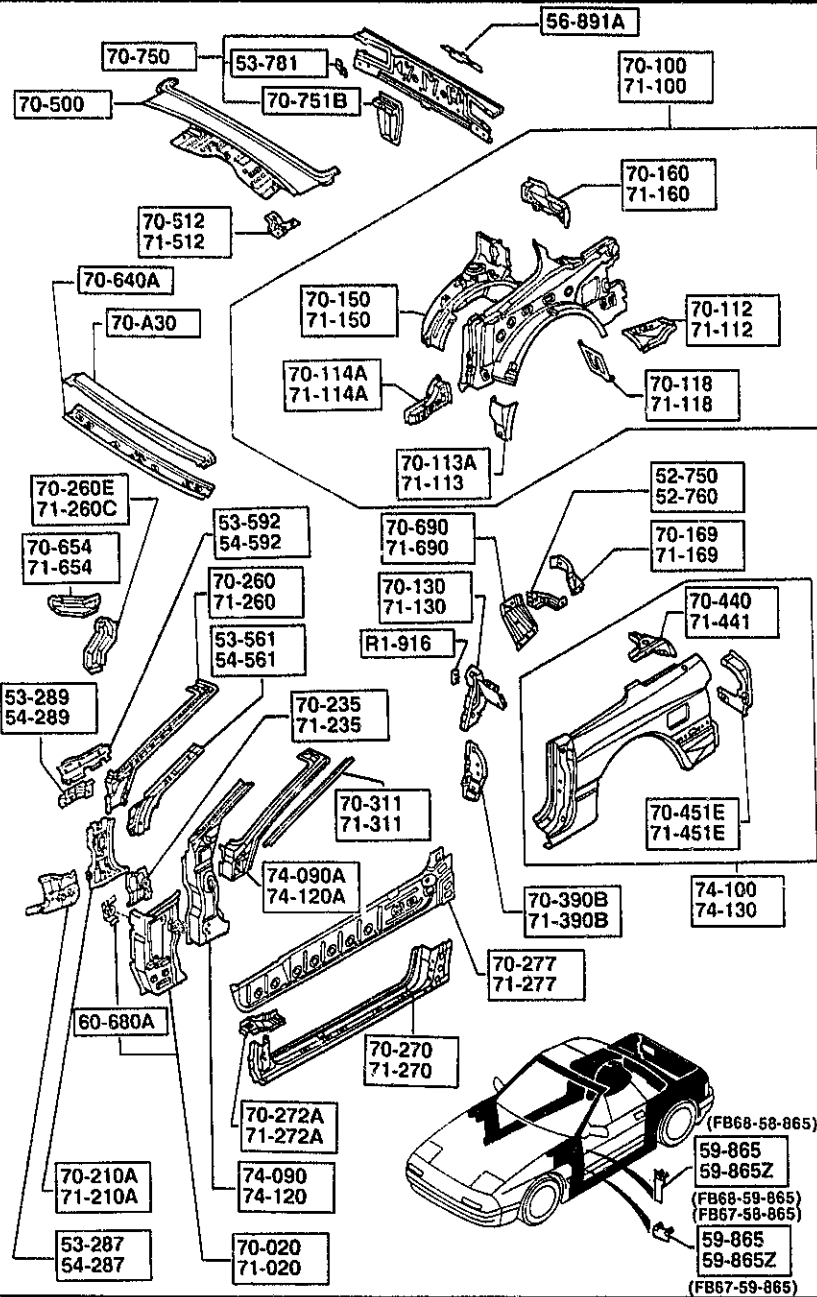
PART NO.	QTY	MODEL/RESTRICTION	MODEL/RESTRICTION	MODEL/RESTRICTION	FROM-TO
70-210A FB67-70-020C	1	PILLAR(R),HINGE			
70-235 FB67-53-698	1	GUSSET(R),HINGE PILLAR			
70-260 FB67-70-240B	1	PILLAR(R),FRT.-INNER			
70-260E FB67-70-260	1	BRKT(R),INST.			
70-270 FC33-70-270	1	PANEL(R),SIDE SILL ('91 MODEL)			
*FC89-70-270	1	('92 MODEL)			
70-272A FB67-70-272	1	PLATE(R),FIXING-SIDE SILL			
70-277 FC33-53-790	1	REINF.(R),SIDE SILL			
70-311 FB67-70-222A	1	RAIL(R),RAIN			
70-390B FB67-70-420	1	REINF.(R),STRIKER			
70-440 FB67-70-441A	1	PLATE(R),CORNER			
70-451E FB67-70-491A	1	HOUSING(R),LAMP-RR FENDER			
70-500 FB67-70-500D	1	TRAY,PACKAGE			
70-512 FB67-70-512	1	BRACKET(R),TRIM-QTR PANEL			

CAT. AUFA03-07

1993-12

5340A SIDE PANELS
(CONVERTIBLE)

5340A -4 SIDE PANELS
(CONVERTIBLE)



PART NO.	QTY	MODEL/RESTRICTION	MODEL/RESTRICTION	MODEL/RESTRICTION	FROM-TO
70-640A	1	HEADER, FRONT-INNER			
FB67-70-640A					
70-654	1	GUSSET(L), INST. PANEL-DASH			
FB67-70-654					
70-690	1	GUSSET(R), WHEEL HOUSE			
FB67-70-690A					
70-750	1	PANEL, REAR END			
FC33-70-750A					
70-751B	1	MEMBER, REAR END			
FB67-70-752					
71-020	1	PANEL(L), COWL SIDE			
FB67-71-230C					
71-100	1	PANEL(L), QUARTER			
FC33-71-100A					
71-112	1	PANEL(RR, L), QUARTER-LOW.			
FB01-71-112D					
71-113	1	PLATE(L), SEAL			
FB67-71-113					
71-114A	1	JUNCTION(L), CORNER-Q/PANE			
FB67-71-114					
71-118	1	PROTECTOR(L), SPLASH			
FB01-71-118A					
71-130	1	BRKT(L), FORMING BAR			
FB67-71-130D					
71-150	1	PANEL(L), WHEEL HOUSE			
FB67-71-150D					
71-160	1	PLATE(L), REAR CORNER-IN.			
FB67-71-160B					

AUFA03

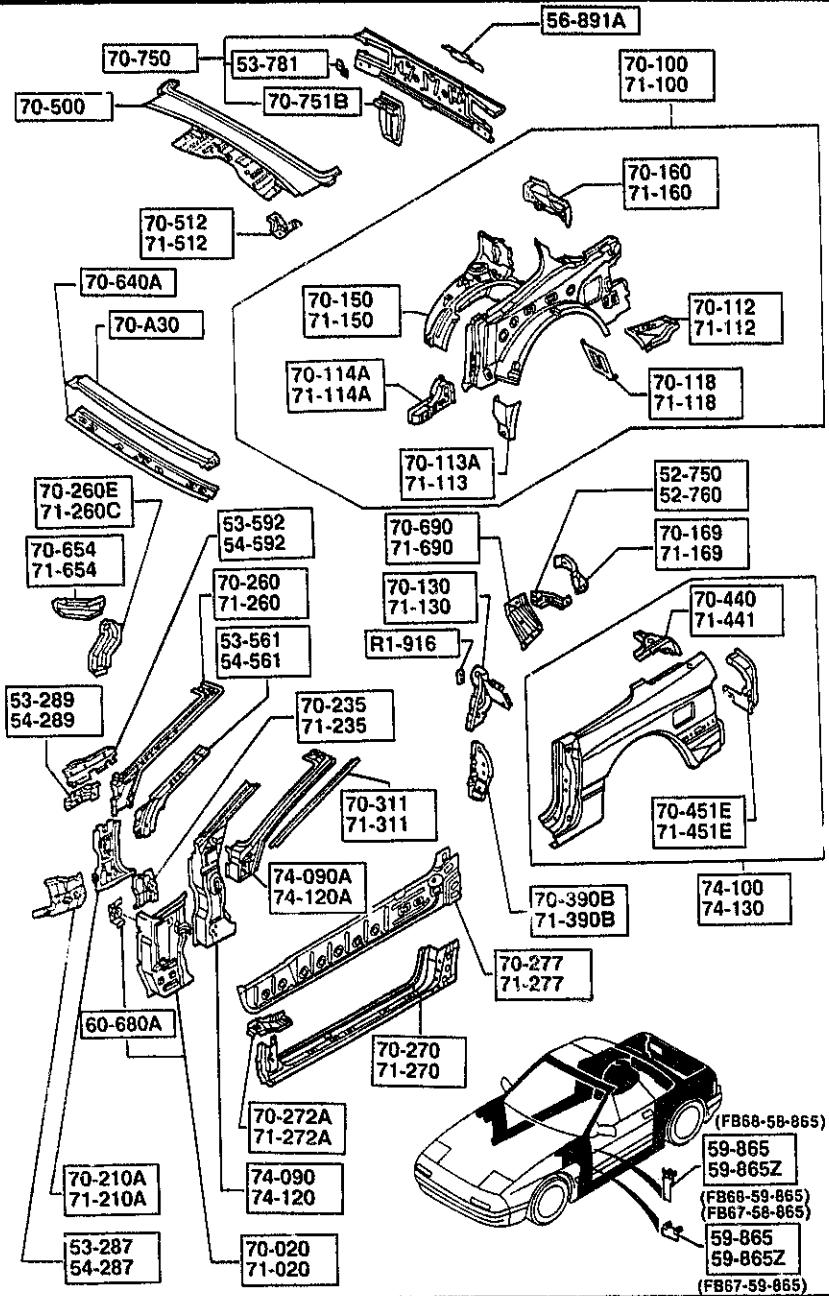
CAT. AUFA03-07

1993-12

3-D 8

5340A SIDE PANELS (CONVERTIBLE)

5340A -5 SIDE PANELS (CONVERTIBLE)



PART NO.	QTY	MODEL/RESTRICTION	MODEL/RESTRICTION	MODEL/RESTRICTION	FROM-TO
71-169 FB67-71-169A	1	REINF.(L),QTR PANEL-REAR			
71-210A FB67-71-020C	1	PILLAR(L),HINGE			
71-235 FB67-54-698	1	GUSSET(L),HINGE PILLAR			
71-260 FB67-71-240B	1	PILLAR(L),FRT.-INNER			
71-260C FB67-71-260	1	BRKT(L),INST.			
71-270 FC33-71-270	1	PANEL(L),SIDE SILL ('91 MODEL)			
*FC89-71-270	1	('92 MODEL)			
71-272A FB67-71-272	1	PLATE(L),FIXING-SIDE SILL			
71-277 FC33-54-790	1	REINF.(L),SIDE SILL			
71-311 FB67-71-222A	1	RAIL(L),RAIN			
71-390B FB67-71-420	1	REINF.(L),STRIKER			
71-441 FB67-71-441A	1	PLATE(L),CORNER			
71-451E FB67-71-491A	1	HOUSING(L),LAMP-RR FENDER			
71-512 FB67-71-512	1	BRACKET(L),TRIM-QTR PANEL			

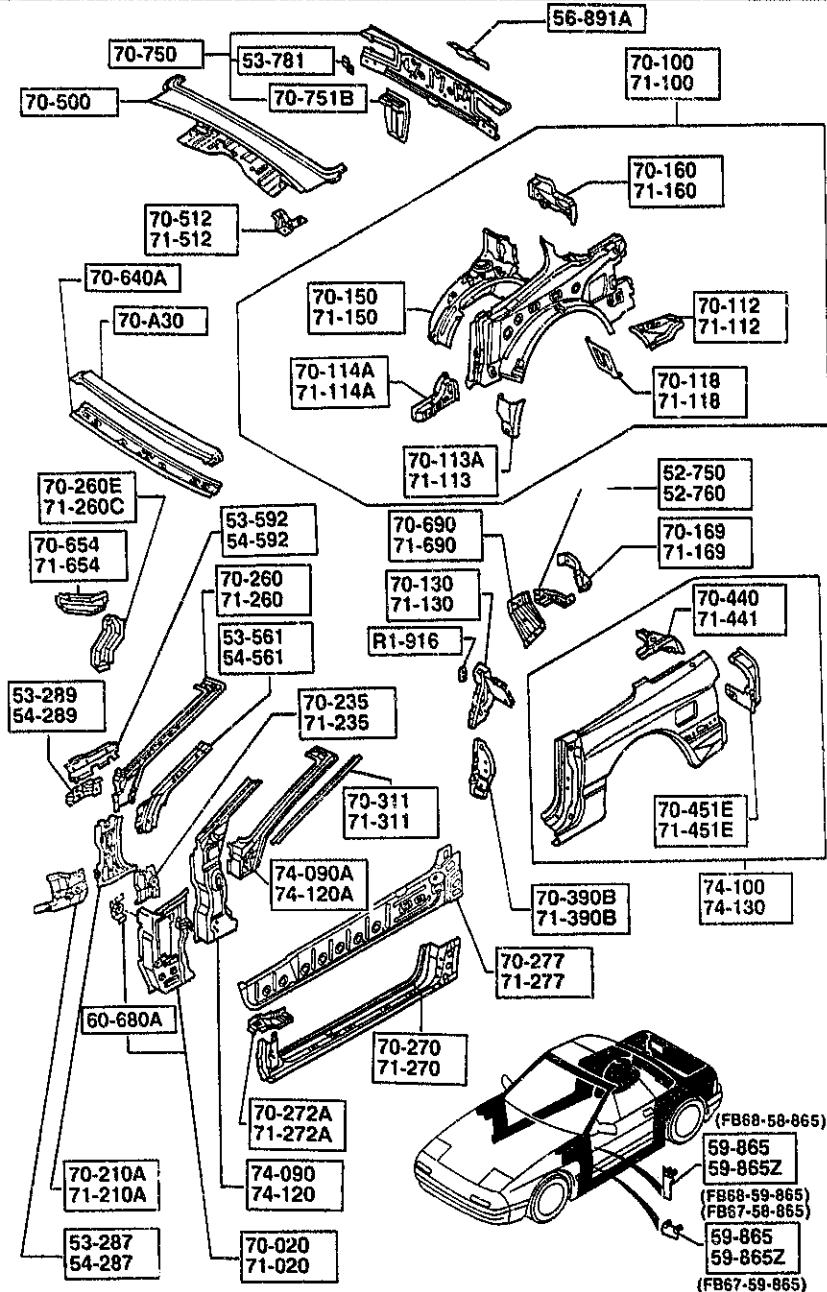
AUFA03

CAT. AUFA03-07

1993-12

5340A SIDE PANELS
(CONVERTIBLE)

5340A -6 * SIDE PANELS
(CONVERTIBLE)



PART NO.	QTY	MODEL/RESTRICTION	MODEL/RESTRICTION	MODEL/RESTRICTION	FRON-TO
71-654 FB67-71-654	1	GUSSET(L), INST. PANEL -DASH			
71-690 FB67-71-690A	1	GUSSET(L), WHEEL HOUS E			
74-090 FB67-70-210A	1	PILLAR(R), HINGE-OUT.			
74-090A FB67-70-220C	1	PILLAR(R), FRONT-OUT.			
74-100 FC33-70-400 *FC89-70-400	1 1 1	PANEL(R), FENDER-REAR ('91 MODEL) ('92 MODEL)			
74-120 FB67-71-210A	1	PILLAR(L), HINGE-OUT.			
74-120A FB67-71-220C	1	PILLAR(L), FRONT-OUT.			
74-130 FC33-71-400 *FC89-71-400	1 1 1	PANEL(L), FENDER-REAR ('91 MODEL) ('92 MODEL)			

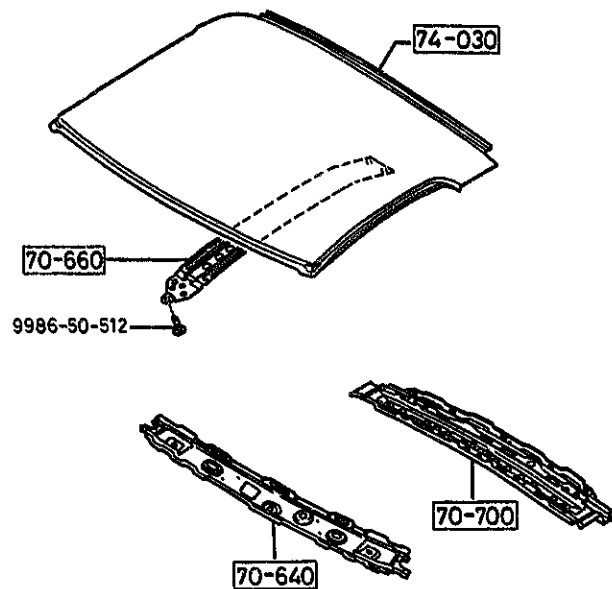
AUFA03

CAT. AUFA03-07

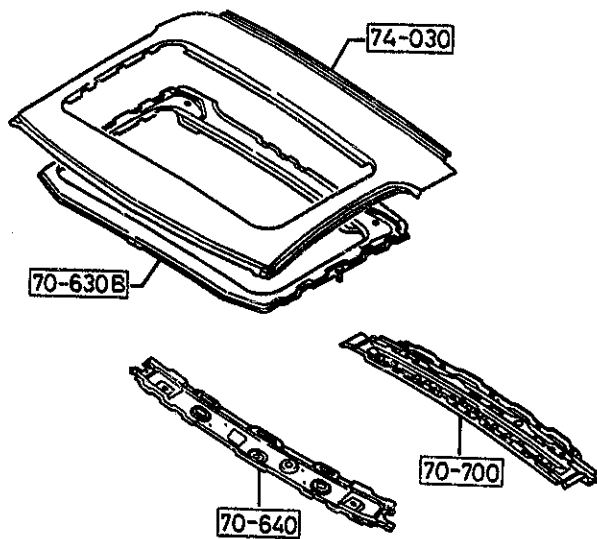
1993-12

5360 ROOF PANELS
(COUPE)

(W/O SUN-RF)



(SUNROOF)

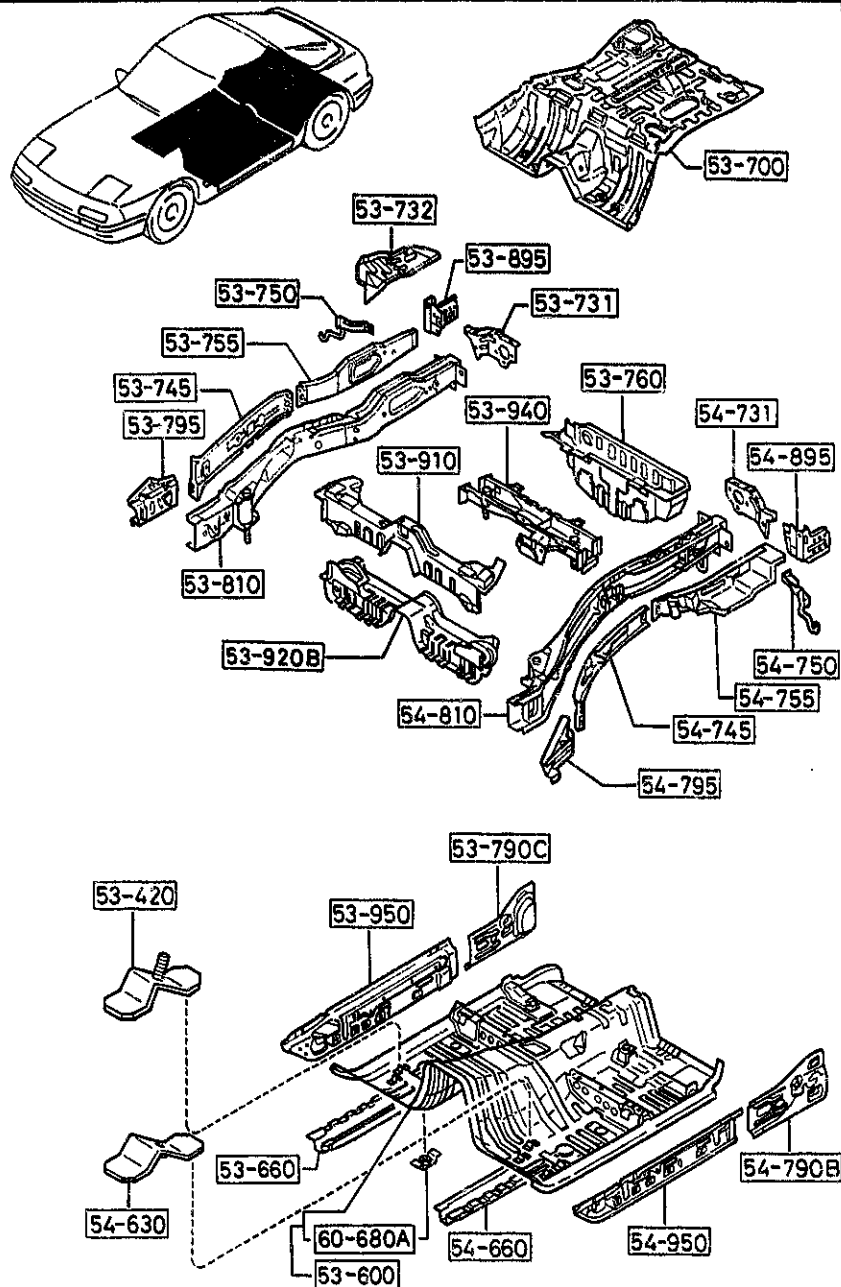


5360 -1 * ROOF PANELS
(COUPE)

PART NO.	QTY	MODEL/RESTRICTION	MODEL/RESTRICTION	MODEL/RESTRICTION	FROM-TO
70-630B FB03-70-630E	1	PLATE, FIXING (SUNROOF)			
70-640 FB01-70-640A	1	HEADER, FRONT			
70-660 FB01-70-609A	1	REINFORCEMENT, ROOF (W/O SUN-RF)			
70-700 FC01-70-700	1	HEADER, REAR			
74-030 FC01-70-601 FC03-70-601	1 1	PANEL, ROOF (W/O SUN-RF) (SUNROOF)			

5370 FLOOR PANELS
(COUPE)

5370 -1 FLOOR PANELS
(COUPE)



PART NO.	QTY	MODEL/RESTRICTION	MODEL/RESTRICTION	MODEL/RESTRICTION	FROM-TO
53-420		BRKT 'A', CONTROL UNIT			
FB01-53-665	2				
53-600		PAN, FLOOR-FRONT			
FC01-53-600	1	(MT)			
FC07-53-600	1	(AT)			
53-660		FRAME (RR, R), FRONT			
FC01-53-660	1				
53-700		PAN, FLOOR-REAR			
FC01-53-710A	1				
53-731		PLATE (R), SEAL-RR S/F RAME			
FB01-53-731B	1				
53-732		PANEL (R), SIDE-RR FLOOR			
FB01-53-732A	1				
53-745		PLATE 'A' (R), CLOSING-FRT			
FC01-53-74X	1				
53-750		BRKT (R), SILENCER-S/P ANEL			
FB01-53-750B	1				
53-755		PLATE 'A' (R), CLOSING-RR			
FC01-53-75Y	1				
53-760		PAN, SPARE TIRE			
FB01-53-760H	1				
53-790C		PLATE 'B' (R), CLOSING-FRAME			
FC01-53-790	1				
53-795		PLATE 'C' (R), CLOSING-FRAME			
FB01-53-796	1				
53-810		FRAME (R), REAR SIDE			
FC01-53-810	1				-0A01
AN(FC01-53-810A)					
FC01-53-810A	1				0A01-

0A01 FC3XXX-902450

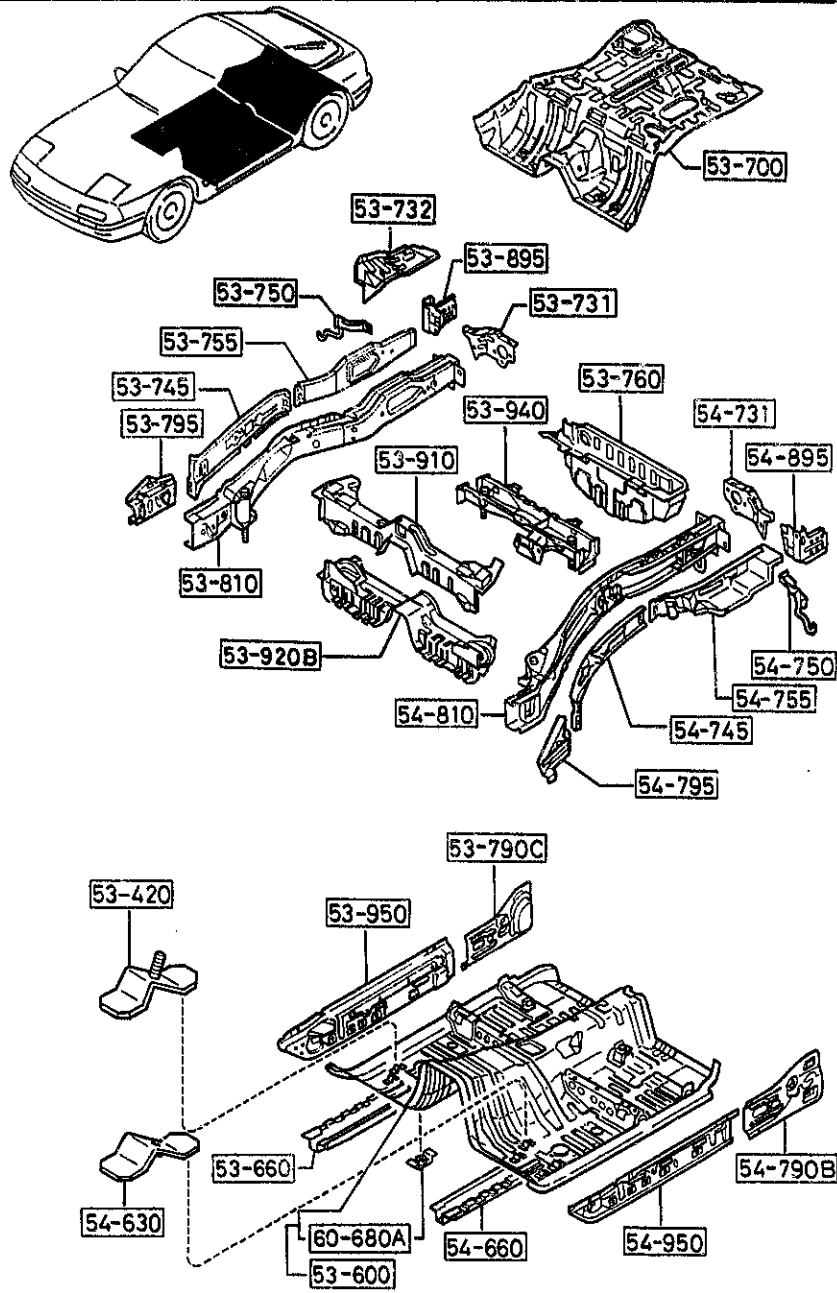
AUFA03

CAT. AUFA03-07

1993-12

3-H 8

5370 FLOOR PANELS
(COUPE)



5370 -2 FLOOR PANELS
(COUPE)

PART NO.	QTY	MODEL/RESTRICTION	MODEL/RESTRICTION	MODEL/RESTRICTION	FROM-TO
53-895		GUSSET(R), LOCK TOWER			
FB01-53-895B	1				
53-910		MEMBER NO.3, CROSS-UP PER			
FC66-53-91X	1				
53-920B		MEMBER NO.3, CROSS-LO WER			
FC01-53-920	1				
53-940		MEMBER NO.4, CROSS			
FC01-53-930A	1				
53-950		PANEL(R), SIDE SILL			
FB01-53-951	1				
54-630		BRKT'B', CONTROL UNIT			
FB01-54-685	2				
54-660		FRAME(RR.L), FRONT			
FC01-54-660	1				
54-731		PLATE(L), SEAL-RR S/F RAME			
FB01-54-731B	1				
54-745		PLATE'A'(L), CLOSING- FRT			
FC01-54-74X	1				
54-750		BRKT(L), SILENCER-S/P ANEL			
FB01-54-750B	1				
54-755		PLATE'A'(L), CLOSING- RR			
FC01-54-75Y	1				
54-790B		PLATE'B'(L), CLOSING- FRAME			
FC01-54-790	1				
54-795		PLATE'C'(L), CLOSING- FRAME			
FB01-54-796	1				
54-810		FRAME(L), REAR SIDE			
FC01-54-810A	1				

-0A01

0A01 FC3***-902450

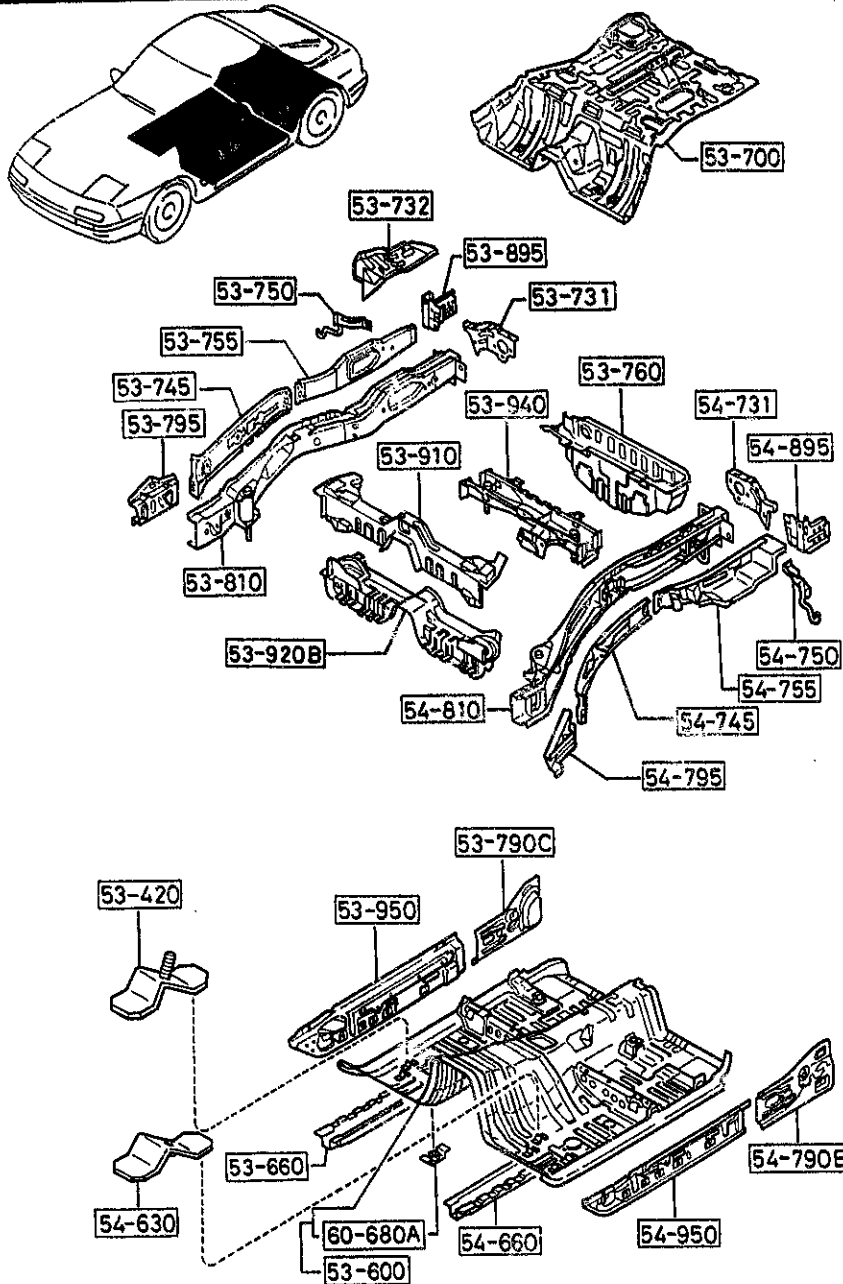
AUFA03

CAT. AUFA03-07

1993-12

5370 FLOOR PANELS
(COUPE)

5370 -3 * FLOOR PANELS
(COUPE)



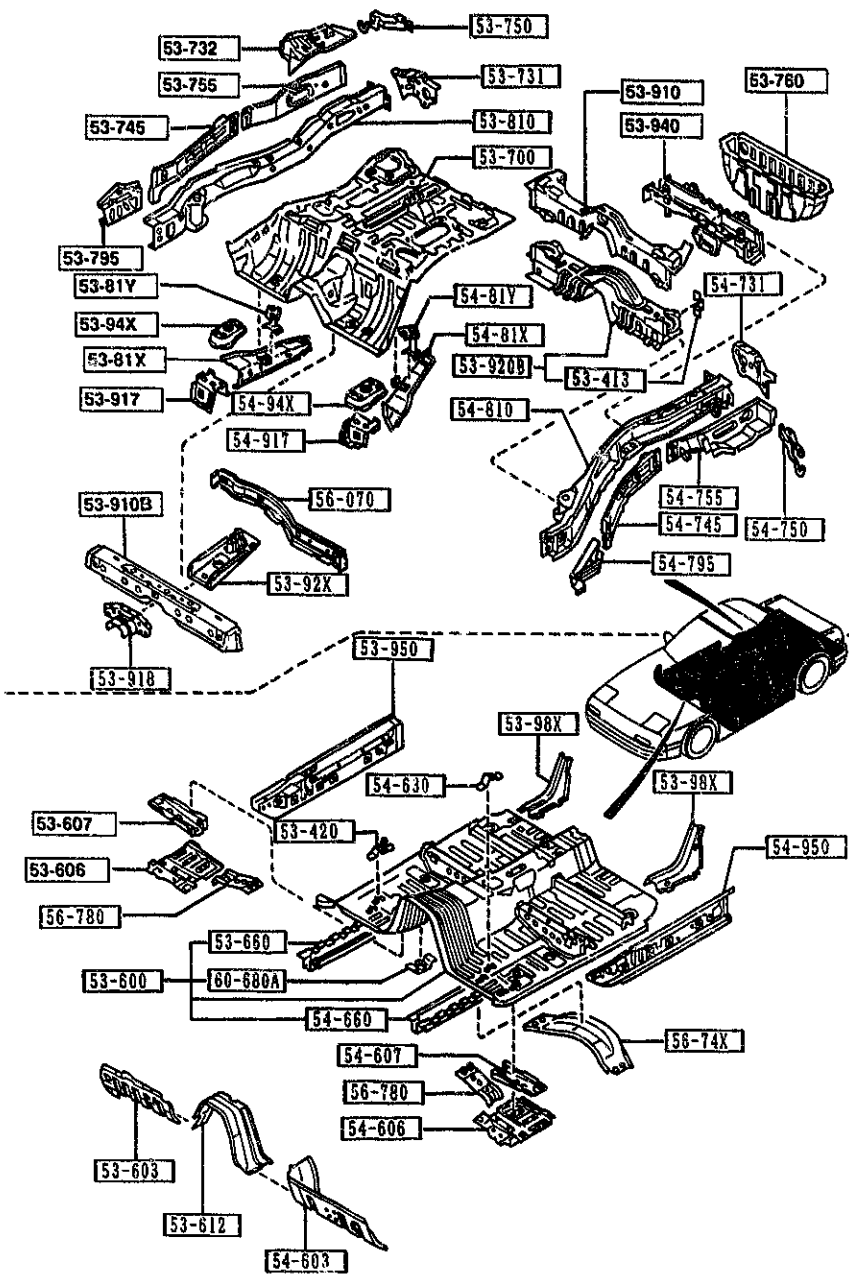
PART NO.	QTY	MODEL/RESTRICTION	MODEL/RESTRICTION	MODEL/RESTRICTION	FROM-TO
CONT'D AN(FC01-54-810B)					
FC01-54-810B	1				0A01-
54-895		GUSSET(L), LOCK TOWER			
FB01-54-895B	1				
54-950		PANEL(L), SIDE SEAL			
FB01-54-950	1				
60-680A		BRACKET, FLOOR			
0305-53-160	8				

0A01 FC3***-902450

3-J 8

5370 A FLOOR PANELS
(CONVERTIBLE)

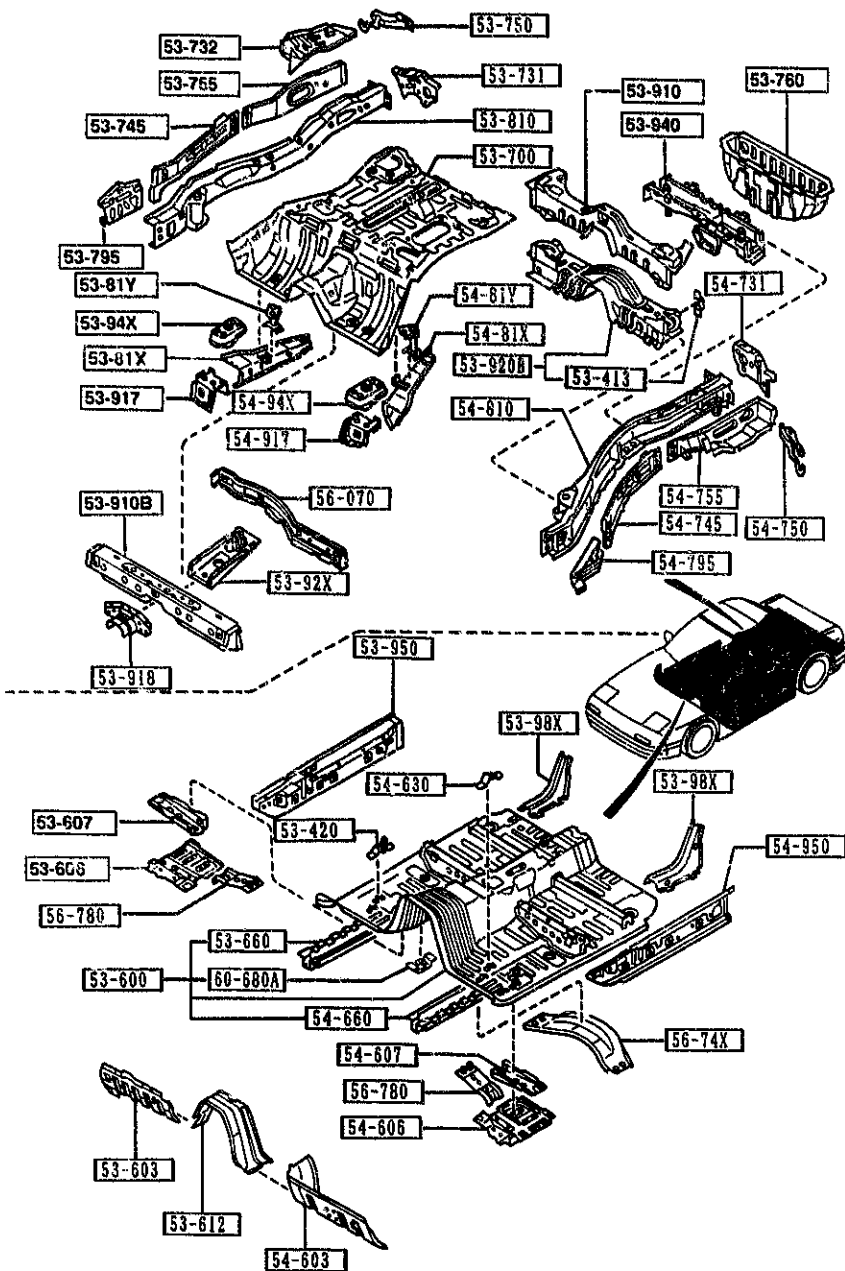
5370 A-1 FLOOR PANELS
(CONVERTIBLE)



PART NO.	QTY	MODEL/RESTRICTION	MODEL/RESTRICTION	MODEL/RESTRICTION	FROM-TO
53-413 B092-53-413	2	BRACKET, MAT-TRUNK ROOM			
53-420 FB01-53-685	2	BRKT 'A', CONTROL UNIT			
53-600 FC33-53-600A FC47-53-600A	1 (MT) 1 (AT)	PAN, FLOOR-FRONT			
53-603 FB67-53-603A	1	REINF. 'A' (R), FRONT FLOOR			
53-606 FB67-53-606	1	REINF. 'B' (R), FRONT FLOOR			
53-607 FB67-53-607A	1	REINF. 'C' (R), FRONT FLOOR			
53-612 FB67-53-612A	1	REINFORCEMENT, TUNNEL-FRT			
53-660 FB67-53-660 F056-53-660	1 (MT) 1 (AT)	FRAME (RR. R.), FRONT			
53-700 FC01-53-710A	1	PAN, FLOOR-REAR			
53-731 FB01-53-731B	1	PLATE (R), SEAL-RR S/F RAME			
53-732 FB01-53-732A	1	PANEL (R), SIDE-RR FLOOR			
53-745 FC33-53-74X	1	PLATE 'A' (R), CLOSING-FRT			
53-750 FB67-53-750A	1	BRKT (R), SILENCER-S/P ANEL			

5370 A FLOOR PANELS
(CONVERTIBLE)

5370 A-2 FLOOR PANELS
(CONVERTIBLE)



PART NO.	QTY	MODEL/RESTRICTION	MODEL/RESTRICTION	MODEL/RESTRICTION	FROM-TO
53-755	1	PLATE 'A' (R), CLOSING-RR			
FC33-53-75X					
53-760	1	PAN, SPARE TIRE			
FB67-53-760B					
53-795	1	PLATE 'C' (R), CLOSING-FRAME			
FB01-53-796					
53-81X	1	FRAME (R), REAR SIDE-UPPER			
FB67-53-81XA					
53-81Y	1	BRKT (R), STOPPER-R. FRAME			
FB67-53-81YA					
53-810	1	FRAME (R), REAR SIDE			
FC33-53-810					
AN(FC33-53-810A)					
FC33-53-810A	1				
53-910	1	MEMBER NO. 3, CROSS-UPPER			
FC66-53-91X					
53-910B	1	REINF., CROSSMEMBER NO. 3-UP			
FC66-53-910					
53-917	1	REINF. (R), NO. 3 MEMBER-UP			
FB67-53-917					
53-918	1	REINFORCEMENT, TUNNEL-REAR			
FB67-53-918					
53-92X	1	REINF., SPARE TIRE			
FB67-53-92X					
53-920B	1	MEMBER NO. 3, CROSS-LOWER			
FC33-53-92B					
53-94X	1	BRKT (R), MOTOR-SIDE FRAME			
FB67-53-94X					
0A01 FC3MMK-902450					

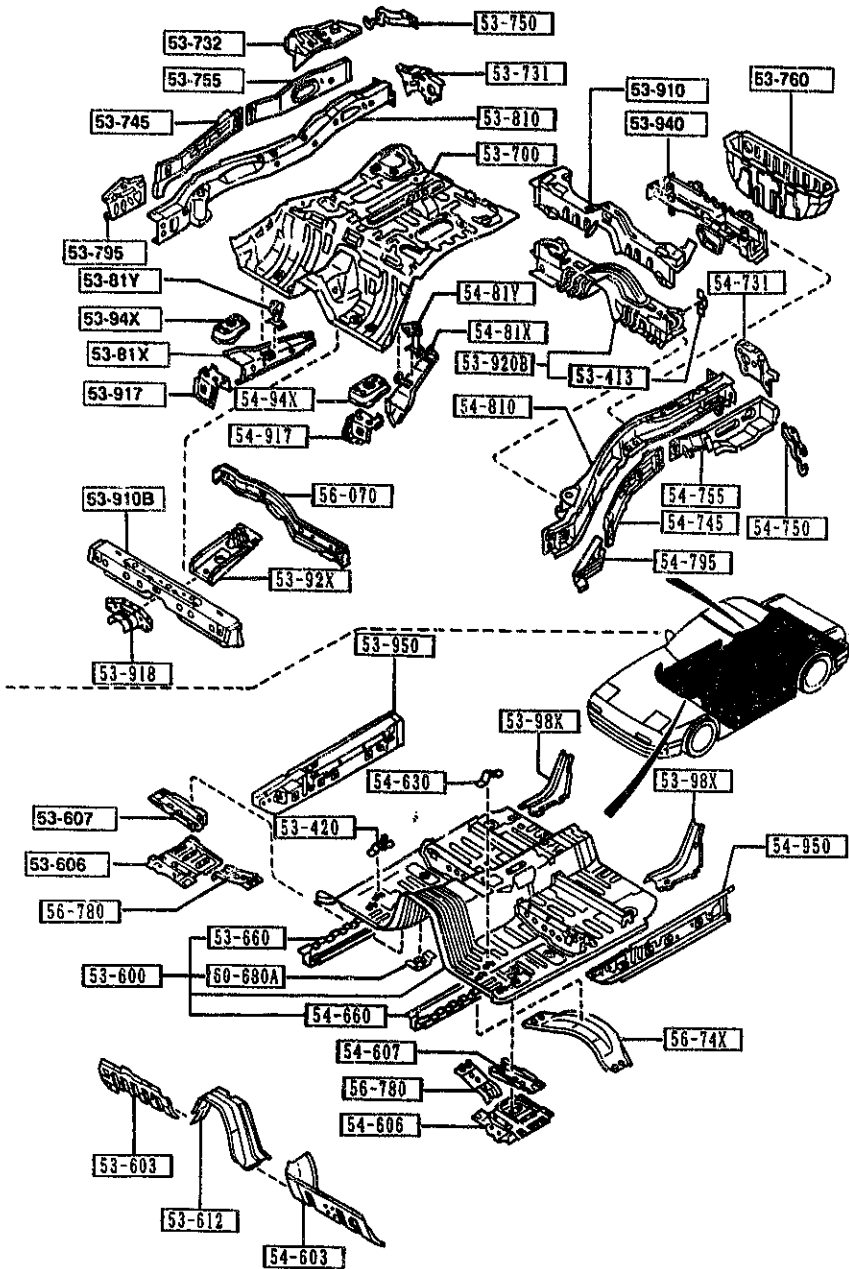
AUFA03

CAT. AUFA03-07

1993-12

5370 A FLOOR PANELS
(CONVERTIBLE)

5370 A-3 FLOOR PANELS
(CONVERTIBLE)



PART NO.	QTY	MODEL/RESTRICTION	MODEL/RESTRICTION	MODEL/RESTRICTION	FROM-TO
53-940		MEMBER NO. 4, CROSS			
FC01-53-930A	1				
53-950		PANEL(R), SIDE SILL			
FB67-53-950	1				
53-98X		GUSSET, FRONT FLOOR P AN			
FB67-53-98XA	2				
54-603		REINF. 'A'(L), FRONT F LOOR			
FB67-54-603A	1				
54-606		REINF. 'B'(L), FRONT F LOOR			
FB67-54-606	1				
54-607		REINF. 'C'(L), FRONT F LOOR			
FB67-54-607A	1				
54-630		BRKT'B', CONTROL UNIT			
FB01-54-685	2				
54-660		FRAME(RR.L), FRONT			
FB67-54-660	1				
54-731		PLATE(L), SEAL-RR S/F FRAME			
FB01-54-731B	1				
54-745		PLATE'A'(L), CLOSING- FRT			
FC33-54-74X	1				
54-750		BRKT(L), SILENCER-S/P ANEL			
FB67-54-750A	1				
54-755		PLATE'A'(L), CLOSING- RR			
FC33-54-75X	1				
54-795		PLATE'C'(L), CLOSING- FRAME			
FB01-54-796	1				
54-81X		FRAME(L), REAR SIDE-U PPER			
FB67-54-81XA	1				

AUFA03

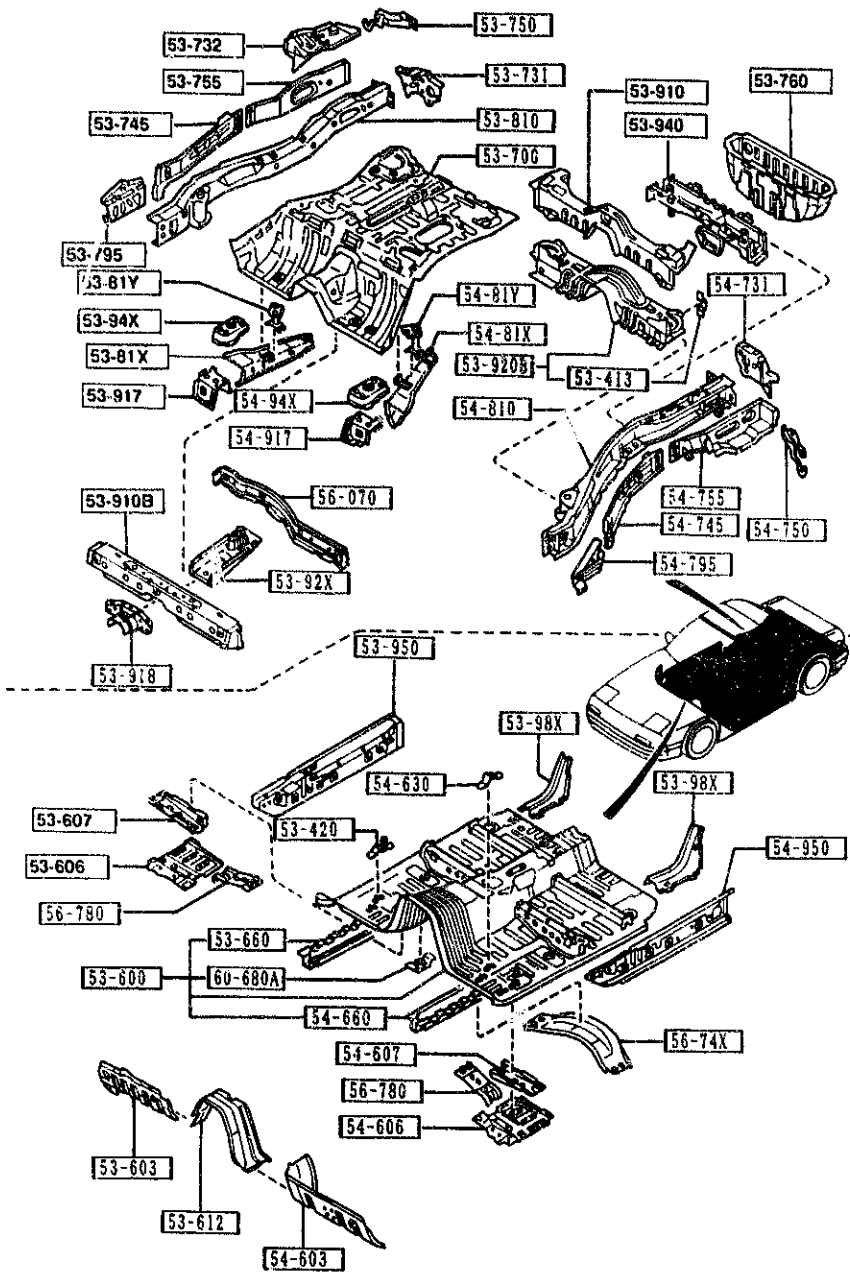
CAT. AUFA03-07

1993-12

3-M 8

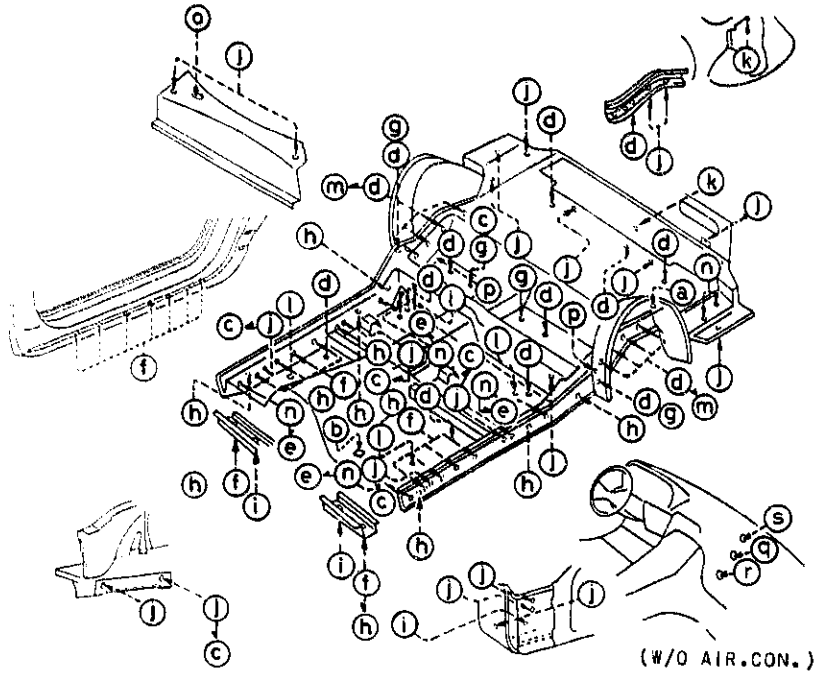
5370 A FLOOR PANELS
(CONVERTIBLE)

5370 A-4 * FLOOR PANELS
(CONVERTIBLE)



PART NO.	QTY	MODEL/RESTRICTION	MODEL/RESTRICTION	MODEL/RESTRICTION	FROM ID
54-81Y		BRKT(L), STOPPER-R. F			
FB67-54-81YA	1	FRAME			
54-810		FRAME(L), REAR SIDE			
FC33-54-810A	1				-0A01
AN(FC33-54-810B)					
FC33-54-810B	1				0A01-
54-917		REINF.(L), NO.3 MEMBE			
R-UP.					
FB67-54-917	1				
54-94X		BRKT(L), MOTOR-SIDE F			
RAME					
FB67-54-94X	1				
54-950		PANEL(L), SIDE SEAL			
FB67-54-950	1				
56-070		PANEL, BULK HEAD			
FB67-53-726A	1				
56-74X		MEMBER, FRONT FLOOR			
FB67-56-74XA	1	(MT)			
56-780		GUSSET, FRONT FLOOR			
FB67-56-780	1	(AT)			
FB67-56-780	2	(MT)			
60-680A		BRACKET, FLOOR			
0305-53-160	7				

0A01 FC3MM-902450

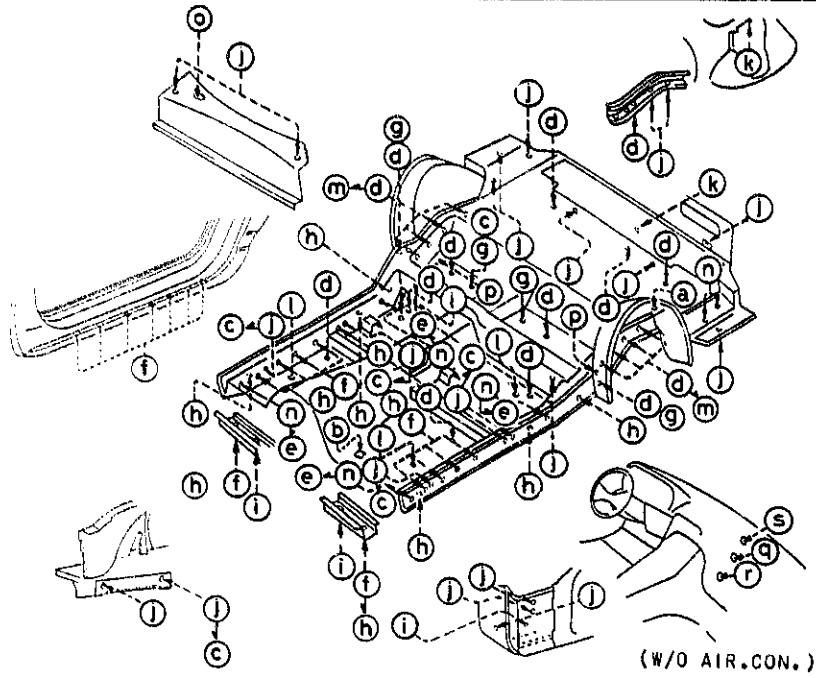


- | | | | | | |
|---|-------------------------|---|---------|---|---------|
| a | 45-961B | g | 56-112B | m | 62-868A |
| b | 56-051 | h | 56-241B | n | 66-971K |
| c | 56-052
(8092-56-052) | i | 56-241J | o | 67-365 |
| d | 56-052
(F801-56-056) | j | 56-242 | p | 67-506B |
| e | 56-052A | k | 56-639 | q | 53-134B |
| f | 56-054 | l | 56-971 | r | 56-241 |
| | | | | s | 61-031 |

PART NO.	QTY	MODEL/RESTRICTION	MODEL/RESTRICTION	MODEL/RESTRICTION	FROM TO
45-961B		CAP			
H002-45-961	1	(CONVERTIBLE)			
53-134B		RUBBER, DUST SEAL			
0187-53-134	1	(W/O AIR CON.)			
56-051		COVER, HOLE			
1011-56-051	2				
56-052		PLUG, DRAIN			
B092-56-052	6	D=12MM			
F801-56-056	11	(CPE)			
F801-56-056	21	(CONVERTIBLE)			
56-052A		PLUG, HOLE-F. SIDE FRAME			
H260-56-052	2	(CONVERTIBLE)			
H260-56-052	4	(CPE)			
56-054		PLUG, HOLE			
FB67-56-051	24	(CONVERTIBLE)			
56-112B		PLUG, DRAIN			
FB01-56-057	2	(CONVERTIBLE)			
FB01-56-057	4	(CPE)			
56-241		PLUG, DRAIN			
0118-56-241	1	(W/O AIR CON.)			
56-241B		PLUG			
B001-56-051	18	(CPE)			
56-241J		PLUG, DRAIN			
8477-56-241	2	(CPE)			
8477-56-241	4	(CONVERTIBLE)			
56-242		PLUG, DRAIN			
0118-56-242B	22	(CONVERTIBLE)			
0118-56-242B	24	(CPE)			

5380 FLOOR ATTACHMENTS (HOLE COVERS)

5380 -2 X FLOOR ATTACHMENTS (HOLE COVERS)



PART NO.	QTY	MODEL/RESTRICTION	MODEL/RESTRICTION	MODEL/RESTRICTION	FROM-TO
56-639		COVER, SERVICE HOLE			
0810-56-639	1	(CONVERTIBLE)			
0810-56-639	3	(CPE)			
56-971		COVER, HOLE			
0866-56-971	4				
61-031		PLUG, HOLE			
1708-61-031	1	(W/O AIR CON.)			
62-868A		COVER, HOLE-LIFT GATE			
8499-62-868	8	(CPE)			
66-971K		GROMMET			
0222-66-971	2	(CPE)			
0222-66-971	4	(CONVERTIBLE)			
67-365		COVER, SEAL-COWL PANEL			
FB31-56-058	1				
67-506B		COVER, SERVICE HOLE			
G043-67-506	2	(CONVERTIBLE)			

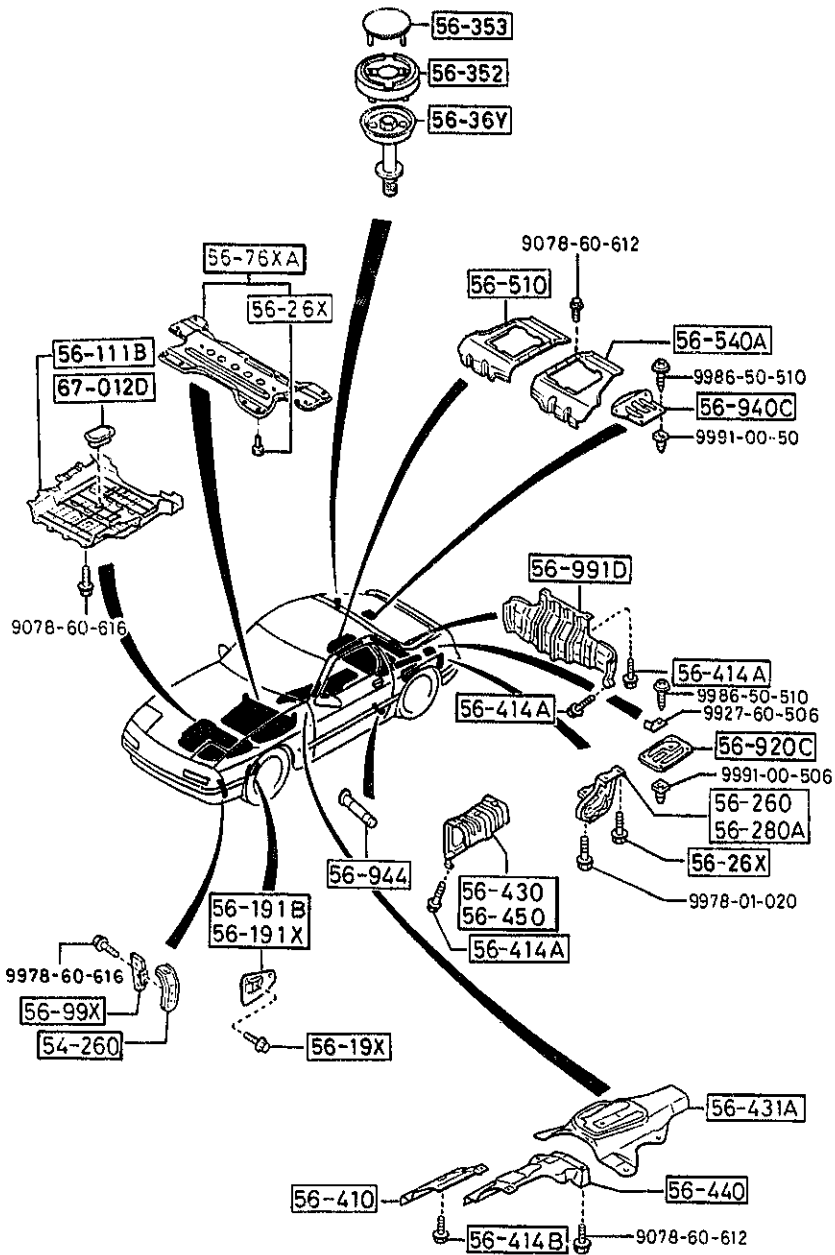
- a 45-961B
- b 56-051
- c 56-052
(8092-56-052)
- d 56-052
(FB01-56-058)
- e 56-052A
- f 56-054
- g 56-112B
- h 56-241B
- i 56-241J
- j 56-242
- k 56-639
- l 56-971
- m 62-868A
- n 66-971K
- o 67-365
- p 67-506B
- q 53-134B
- r 56-241
- s 61-031

AUFA03

CAT. AUFA03-07

1993-12

3-D 9



PART NO.	QTY	MODEL/RESTRICTION	MODEL/RESTRICTION	MODEL/RESTRICTION	FROM-TO
54-260 FB01-56-990B	1	BRACKET, BATTERY			
56-111B FB01-56-111C	1	COVER, UNDER-FRONT			
56-19X FB01-56-19XA	4	BOLT, SPLASH SHIELD			
56-1918 FB01-56-191A	1	SHIELD(L), SPLASH-S. FRAME			
56-191X FB01-56-192A	1	SHIELD(R), SPLASH-S. FRAME			
56-26X FB01-56-26X	10 (CPE)	BOLT, REAR HOOK			
56-260 FB01-56-260C	1	HOOK(R), REAR			
56-280A FB01-56-280C	1	HOOK(L), REAR			
56-352 FB67-56-352A	2 (CONVERTIBLE)	SEAL(L), DUST			
56-353 FB67-56-353A	2 (CONVERTIBLE)	TRAY(UP.), LOCK HOOK			
56-36Y FB67-56-36YA	2 (CONVERTIBLE)	BOLT, LOWER TRAY-STOP BRKT			
56-410 FB01-56-410B	1	INSULATOR, HEAT-FRONT			
56-414A FB01-56-416	10	BOLT, SILENCER			

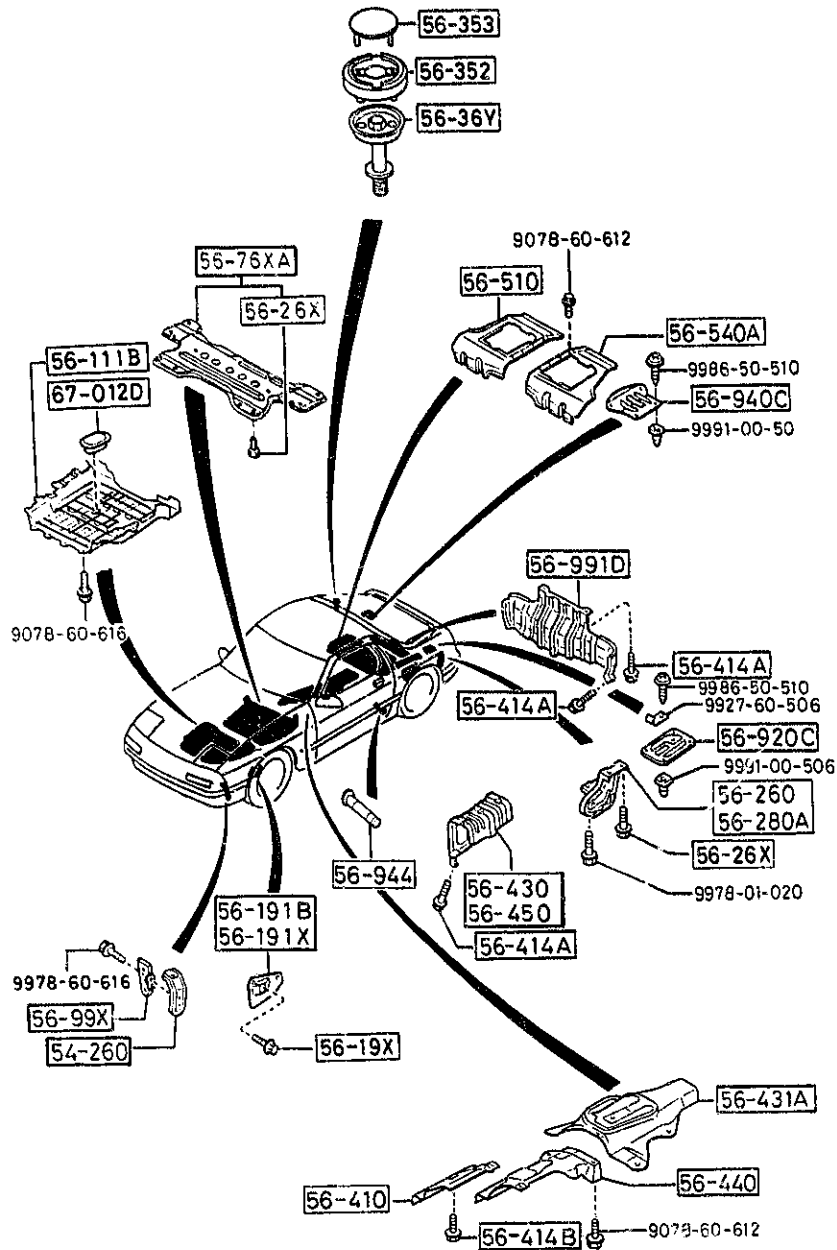
AUFA03

CAT. AUFA03-07

1993-12

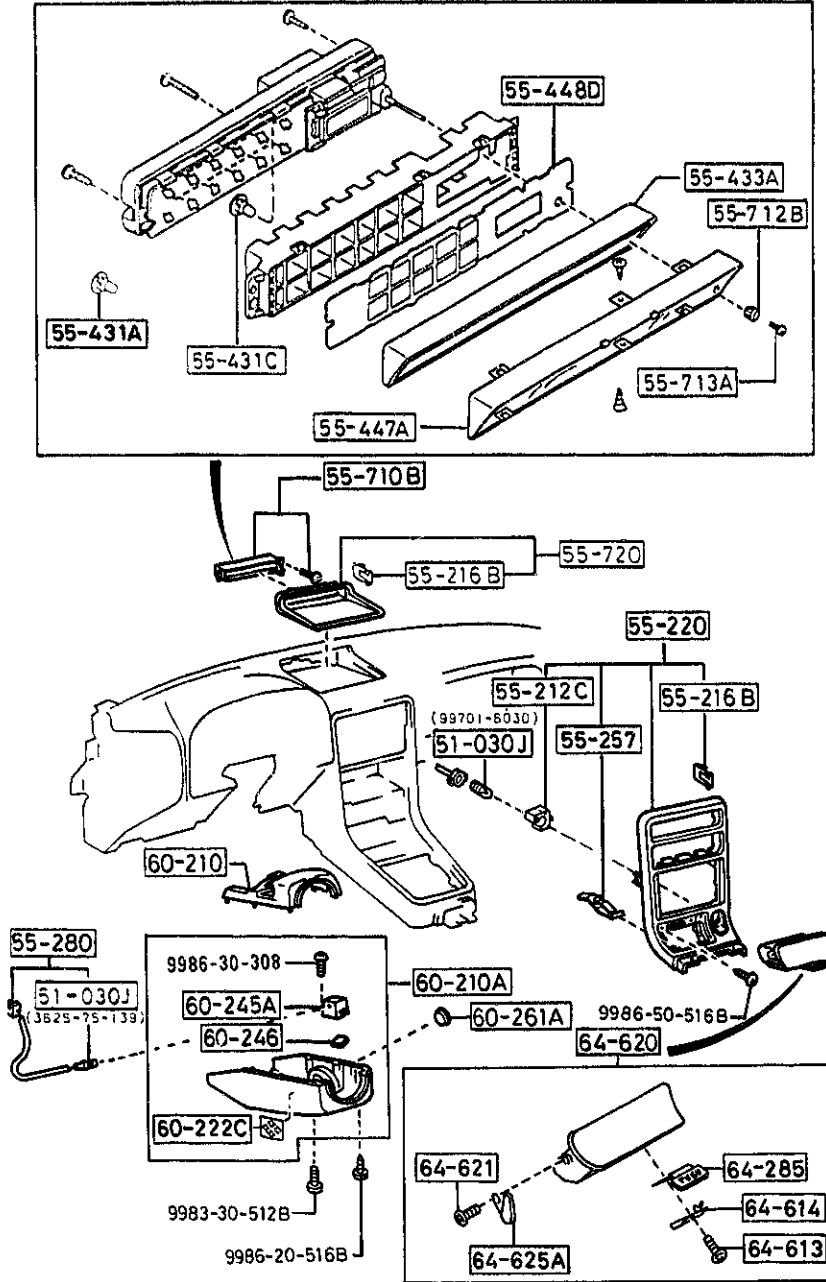
5390 FLOOR ATTACHMENTS

5390 -2 * FLOOR ATTACHMENTS



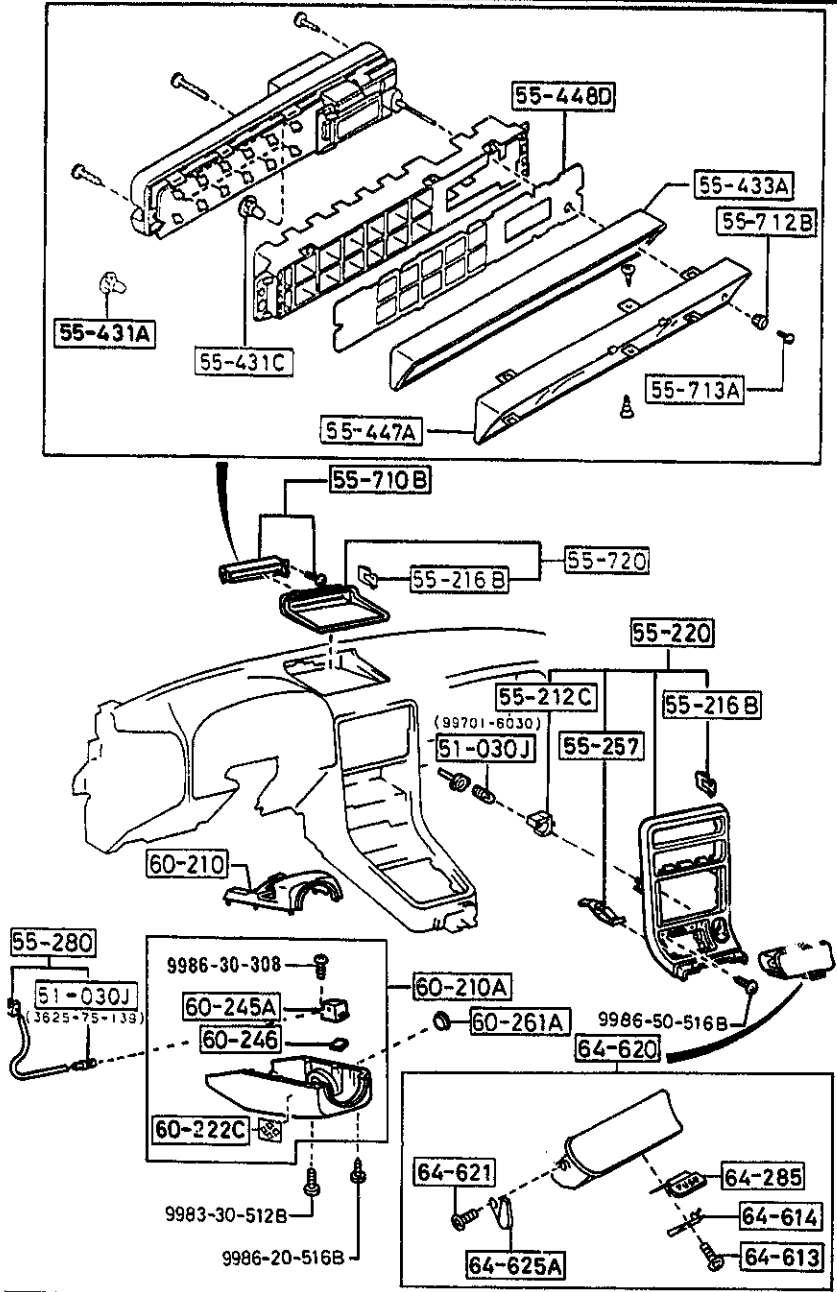
PART NO.	QTY	MODEL/RESTRICTION	MODEL/RESTRICTION	MODEL/RESTRICTION	FROM-TO
56-414B FB01-56-414	11	BOLT, INSULATOR, FRT H EAT			
56-430 FB01-56-460D	1	INSULATOR(R)			
56-431A FB01-56-430C	1	INSULATOR NO.3,FRONT			
56-440 FB01-56-420A	1	INSULATOR NO.2,FRONT			
56-450 FB01-56-450D	1	INSULATOR(L)			
56-510 FC01-56-510A	1	DECK(R),FLOOR (CPE)			
56-540A FC01-56-521A	1	DECK(L),FLOOR (CPE)			
56-76XA FB67-56-76XB	1	MEMBER,CROSS-FRONT F RAME (CONVERTIBLE)			
56-920C FB01-56-920	1	COVER (L),SERVICE-RR FLOOR			
56-940C FB01-56-940	1	COVER (R),SERVICE-RR FLOOR			
56-944 FB01-56-944	2	COLLAR,HARNES-SIDE SILL (CONVERTIBLE)			
56-99X FC01-56-99X	1	SEAL,SIDE FRAME&BATT .BRKT			
56-991D FB71-56-470	1	INSULATOR,TANK-FUEL			
67-012D S083-67-012A	1	GROMMET			

5500 DASHBOARD EQUIPMENTS



PART NO.	QTY	MODEL/RESTRICTION	MODEL/RESTRICTION	MODEL/RESTRICTION	FROM-TO
51-030J		BULB			
3625-75-139	1	12V 1.4W, FOR WARNING BASE, -OPT, TURBO, (W/KEY ILLUMI.)			
99701-6030	1	12V 3.4W			
55-212C		BOX, LAMP-(C) PANEL			
FC01-55-212	1				
55-216B		SPRING, CENTER PANEL			
B092-55-257	4				
55-220		PANEL, CENTER			
FC01-55-210A	1				
55-257		PLATE, PARTITION			
FC01-55-257	2				
55-280		BULB & SOCKET			
G032-55-280A	1	BASE, -OPT, TURBO, (W/KEY ILLUMI.)			
55-431A		BULB, AUTO CLOCK			
FC66-55-431	1	(CONVERTIBLE)			
55-431C		BULB 'B', WARNING UNIT			
FB02-55-431	10	(CONVERTIBLE)			
FB02-55-431	11	((CPE)) (W/O TURBO)			
FB02-55-431	12	((CPE)) (TURBO)			
55-433A		SEPARATOR, WARNING UNIT			
FB01-55-433	2				
55-447A		GLASS, FRONT-WARNING UNIT			
FB02-55-447B	1				
55-448D		LENS, WARNING UNIT			
FC02-55-448	1	((CPE)) (W/O TURBO)			
FC06-55-448	1	((CPE)) (TURBO)			
FC66-55-448	1	(CONVERTIBLE)			

5500 DASHBOARD EQUIPMENTS



PART NO.	QTY	MODEL/RESTRICTION	MODEL/RESTRICTION	MODEL/RESTRICTION	FROM-TO
55-710B		UNIT, WARNING			
FC02-55-710	1	((CPE))<(W/D TURBO))			
FC06-55-710	1	((CPE))<(TURBO))			
FC66-55-710	1	(CONVERTIBLE)			
55-712B		KNOB, CLOCK			
FB01-55-713	1				
55-713A		SCREW, RESET KNOB			
FB01-55-714	1				
55-720		BEZZEL, AUTO CLOCK			
F055-55-71XB	1				
02	INT-	FD8 FE1 BLACK			
48	INT-	FD9 BLUE			
60-210		COVER, COLUMN-UPPER			
FC66-60-220A	1	(CONVERTIBLE)			
FB01-60-221A	1	(CPE)			
60-210A		COVER, COLUMN-LOWER			
FB01-60-230A	1	(CPE)			
FC66-60-230B	1	(CONVERTIBLE)			
60-222C		LABEL, INDICATOR			
BR70-60-222	1	(CONVERTIBLE)			
60-245A		CASE, LAMP			
FB01-60-232	1	(CPE)			
FC66-60-232	1	(CONVERTIBLE)			
60-246		LENS, COLUMN COVER			
FB01-60-233	1	(CPE)			
FC66-60-233	1	(CONVERTIBLE)			
60-261A		HOLDER, KEY CYLINDER			
FB01-60-261A	1				
64-285		SPRING, ASHTRAY			

AUFA03

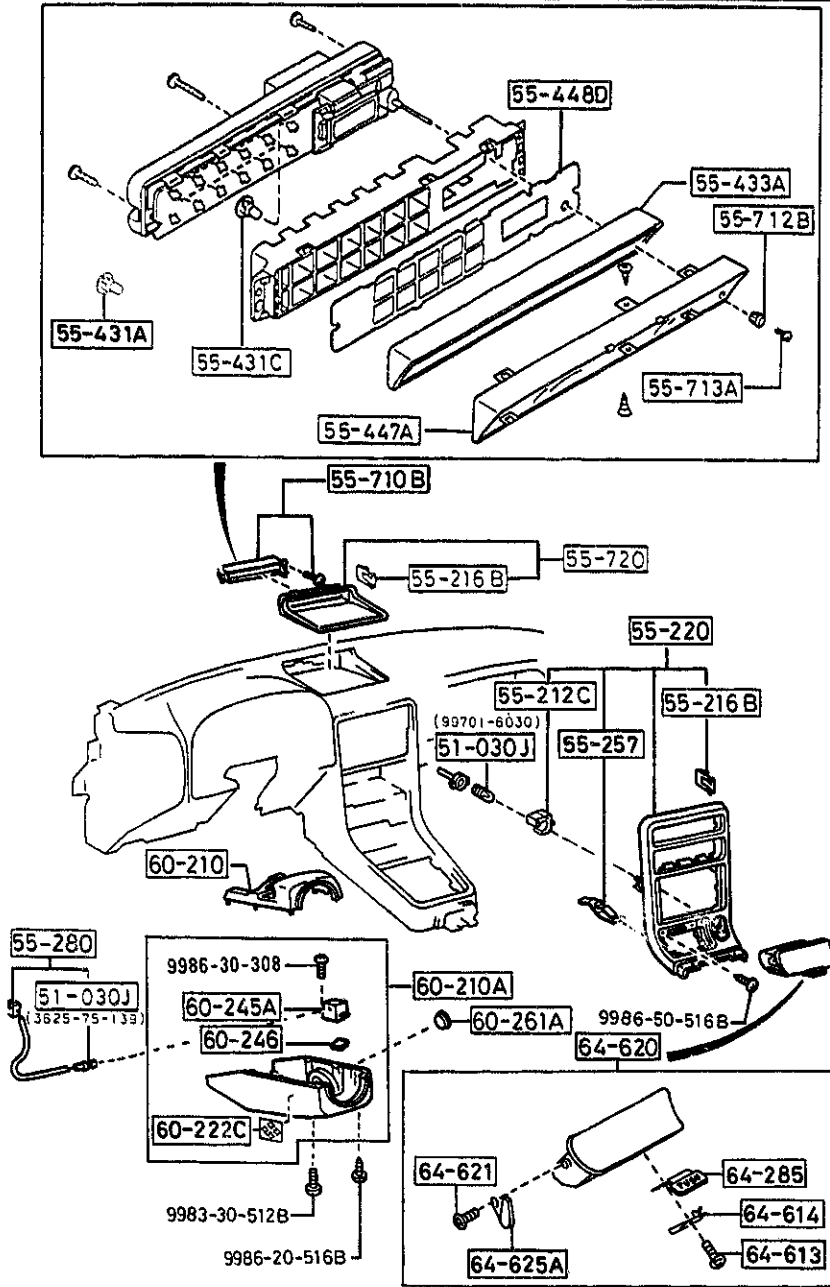
CAT. AUFA03-07

1993-12

3-D10

5500 DASHBOARD EQUIPMENTS

5500 -3 * DASHBOARD EQUIPMENTS



PART NO.	QTY	MODEL/RESTRICTION	MODEL/RESTRICTION	MODEL/RESTRICTION	FROM-TO
CONT'D					
FC01-64-612	1				
64-613		SCREW, ASHTRAY			
FC01-64-613	1				
64-614		PLATE, LOCK-ASHTRAY			
FC01-64-614	1				
64-620		TRAY, ASH			
FC01-64-610A	1				
64-621		SCREW, ASHTRAY			
FC01-64-621	1				
64-625A		DAMPER			
FC01-64-625	1				

AUFA03

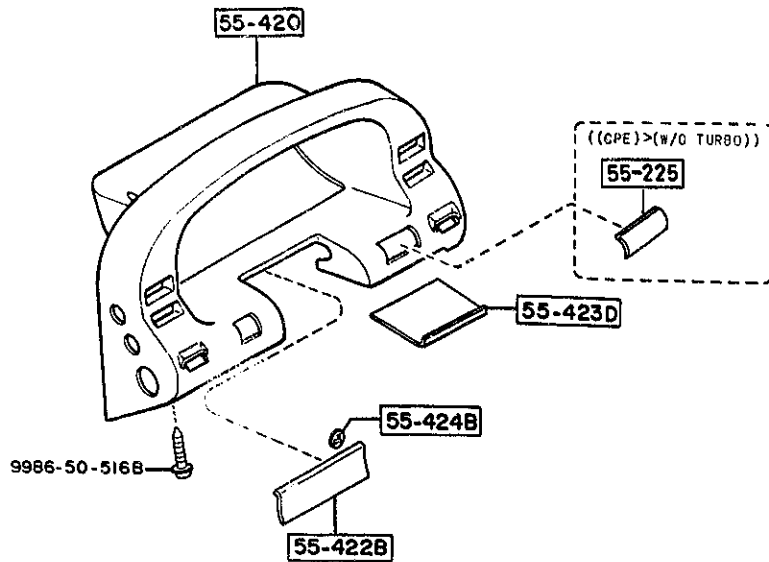
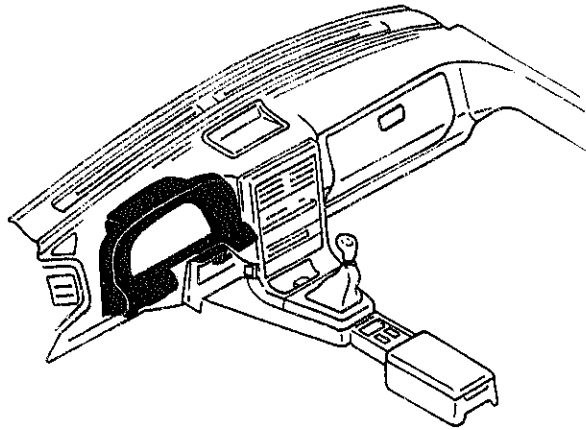
CAT. AUFA03-07

1993-12

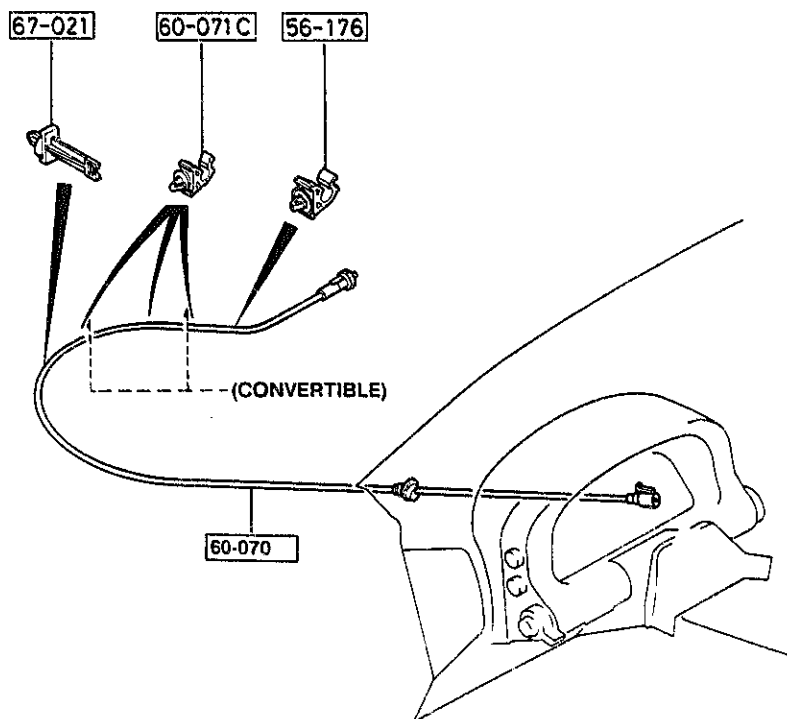
3-E10

5520 METER HOOD

5520 -1 * METER HOOD

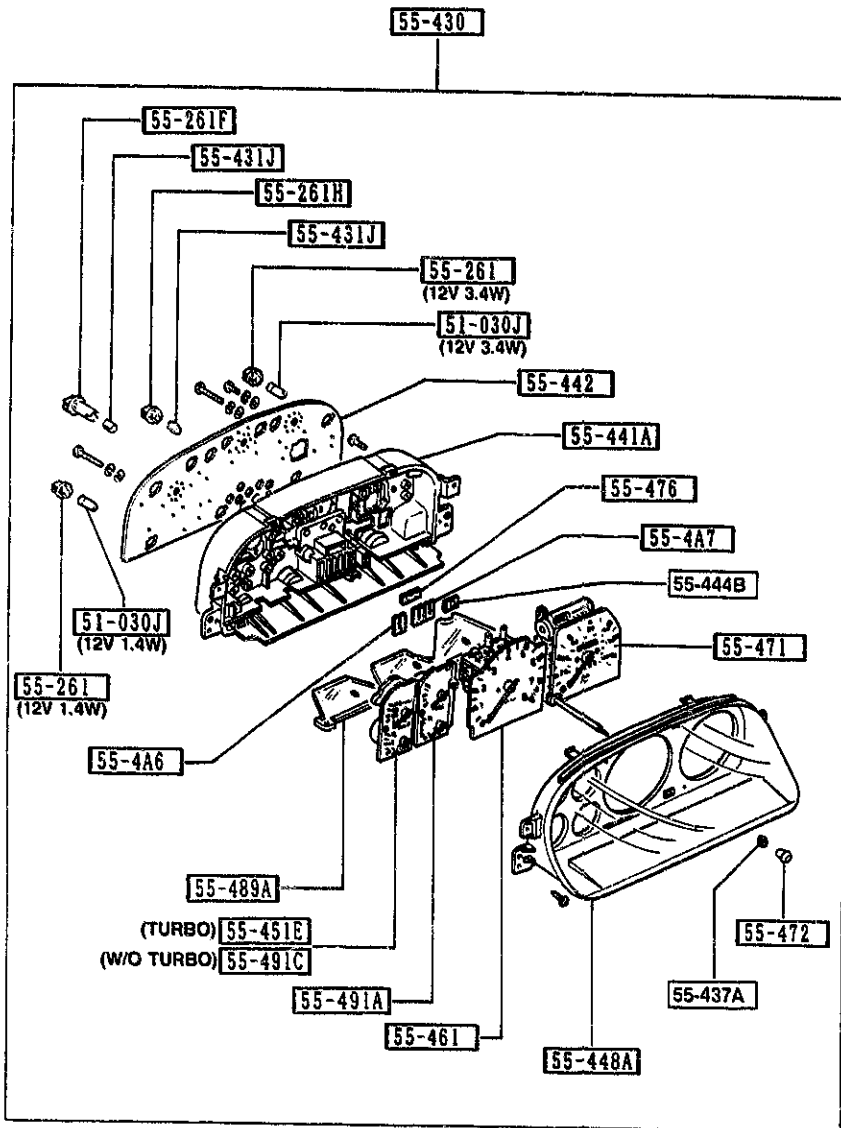


PART NO.	QTY	MODEL/RESTRICTION	MODEL/RESTRICTION	MODEL/RESTRICTION	FROM-TO
55-225 FC01-55-225	1	COVER, HOLE-CLUSTER SWITCH (CPE) (W/O TURBO)			
55-420 FC01-55-420 FC66-55-420	1	HOOD, METER & CLUSTER SW. (CPE) (CONVERTIBLE)			
55-422B FB01-55-422	1	SEAL, DUST-CLUSTER SWITCH (CPE)			
55-423D FC01-55-423	1	COVER, SERVICE HOLE-CLUSTER (CPE)			
55-424B FB01-55-424 FB01-55-424	2 6	RING, PUSH-DUST SEAL (CPE) (CONVERTIBLE)			



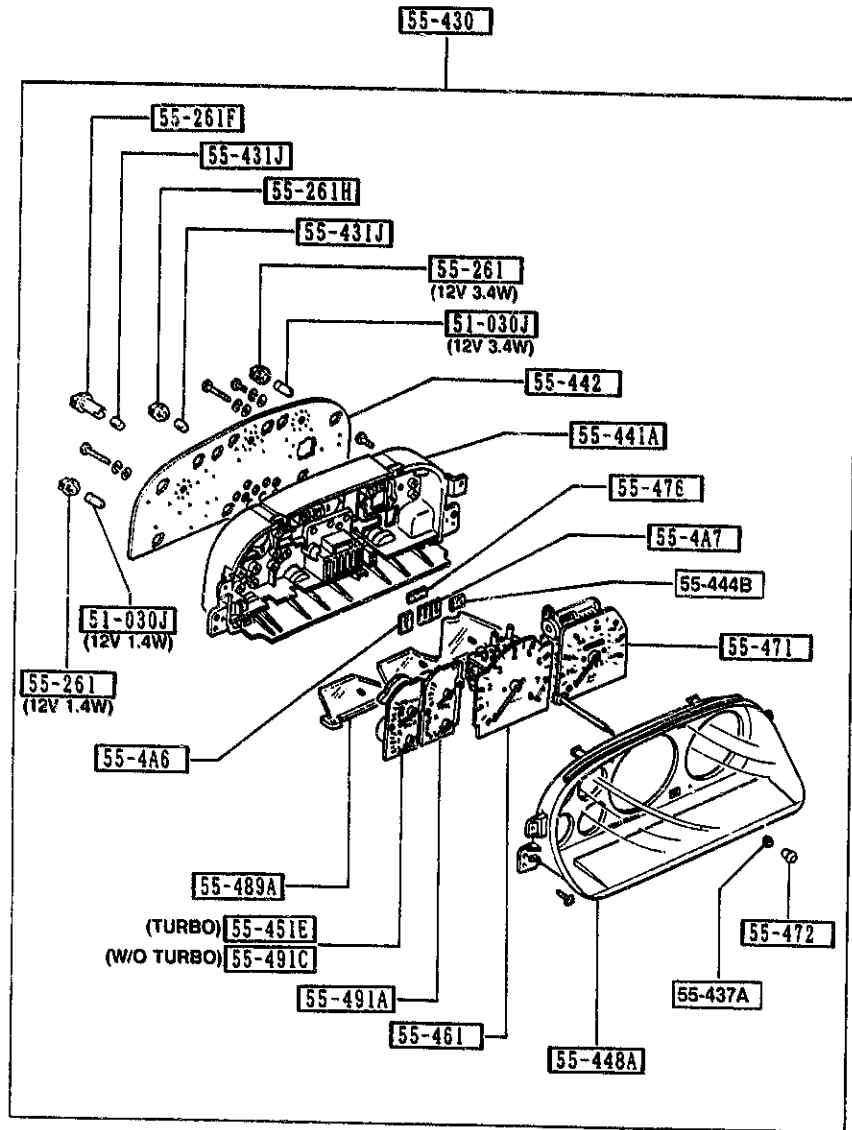
PART NO.	QTY	MODEL/RESTRICTION	MODEL/RESTRICTION	MODEL/RESTRICTION	FROM-TO
56-176		HOLDER, JACK HANDLE			
G030-56-176	1	(CPE)			
60-070		CABLE, SPEEDOMETER			
FB01-60-070A	1	((CPE)>(MT))			
FB02-60-070A	1	((CPE)>(AT))			
FB67-60-070	1	((CONVERTIBLE)>(MT))			
FC47-60-070	1	((CONVERTIBLE)>(AT))			
60-071C		CLIP			
UB40-60-071	1	(CPE)			
UB40-60-071	3	(CONVERTIBLE)			
67-021		CLIP			
FB01-67-021	1				

5540 METER COMPONENTS



PART NO.	QTY	MODEL/RESTRICTION	MODEL/RESTRICTION	MODEL/RESTRICTION	FROM-TO
51-030J		BULB			
3625-75-139	1	12V 1.4W, FOR WARNING			
99701-6030	8	12V 3.4W			
55-261		SOCKET			
8545-55-261	8	12V 3.4W			
8548-55-261	1	12V 1.4W BLACK			
55-261F		SOCKET			
FC07-55-432	3	((W/O TURBO))<(AT))			
55-261H		SOCKET, BULB			
KA01-55-466	4	((W/O TURBO))<(AT))			
55-4A6		LENS, INDICATOR-METER			
FC07-55-448	1	((W/O TURBO))<(AT))			
55-4A7		LENS, A/T INDICATOR-METER			
FC07-55-449	1	((W/O TURBO))<(AT))			
55-430		METER SET			
FC01-55-430A	1	((W/O TURBO))<(MT))			
FC07-55-430A	1	((W/O TURBO))<(AT))			
FC17-55-430A	1	(TURBO)			
55-431J		BULB'A', METER SET			
KA01-55-465	7	12V/2W ((W/O TURBO))<(AT))			
55-437A		GROMMET, KNOB-METER SET			
FB01-55-437	1				
55-441A		CASE, METER			
FC01-55-441	1				
55-442		PLATE NO.1, PRINT			
FC01-55-442	1	((W/O TURBO))<(MT))			
FC07-55-442	1	((W/O TURBO))<(AT))			

5540 METER COMPONENTS



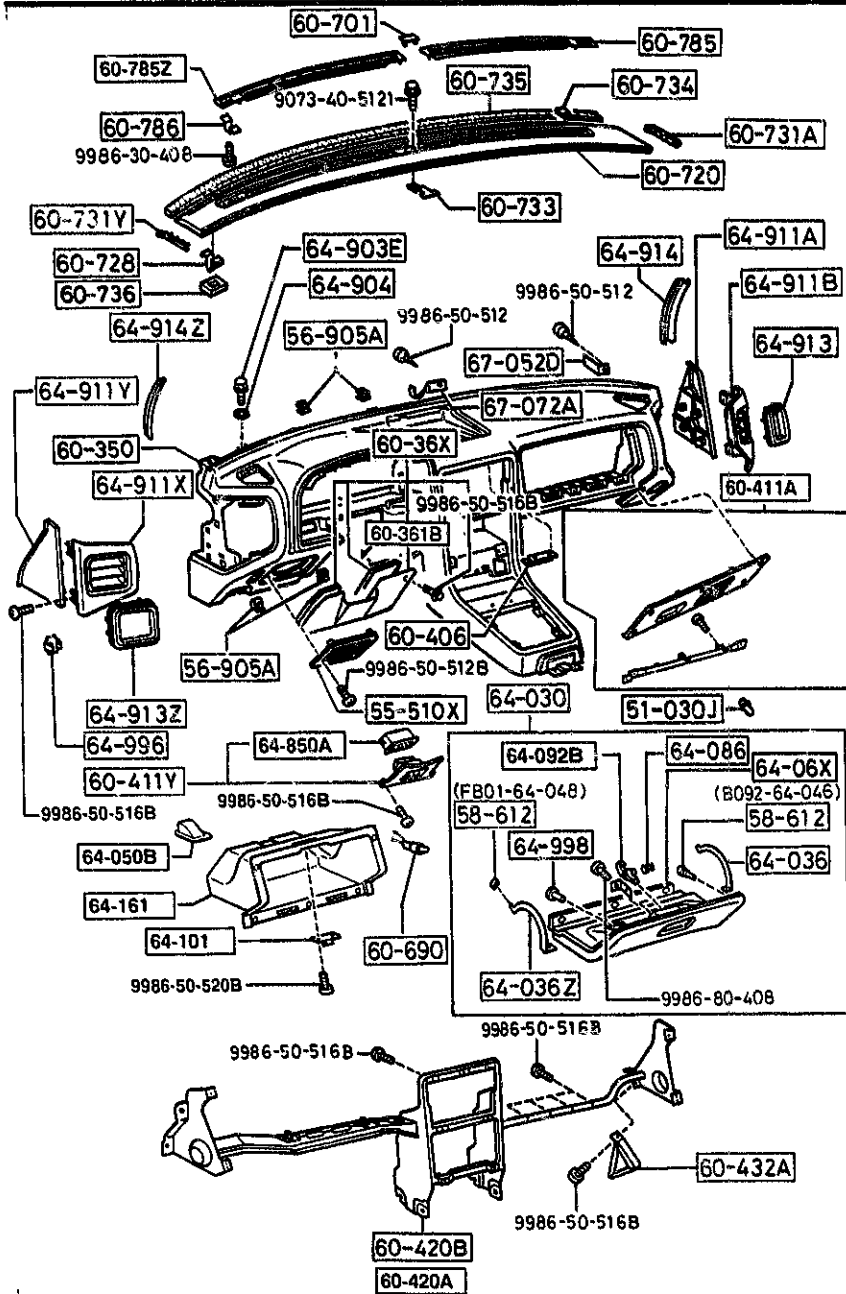
AUFA03

PART NO.	QTY	MODEL/RESTRICTION	MODEL/RESTRICTION	MODEL/RESTRICTION	FROM-TO
CONT'D FC17-55-442	1	(TURBO)			
55-444B		LENS, WARNING			
FC01-55-444	1				
55-448A		LENS, FRONT			
FC01-55-447	1				
55-451E		METER, BOOST & OIL			
FC17-55-451	1	(TURBO)			
55-461		TACHOMETER			
FC01-55-461	1	<<(W/O TURBO)>>(MT)			
FC07-55-461	1	<<(W/O TURBO)>>(AT)			
FC17-55-461	1	(TURBO)			
55-471		SPEEDOMETER			
FC01-55-471	1	(W/O TURBO)			
FC17-55-471	1	(TURBO)			
55-472		KNOB, TRIPMETER			
1907-75-102A	1				
55-476		LENS, INDICATOR			
FC07-55-452	1	<<(W/O TURBO)>>(AT)			
55-489A		PLATE, LIGHT GUIDE-METER			
FC01-55-489	1				
55-491A		METER, FUEL & THERMO			
FC01-55-481	1	(W/O TURBO)			
FC17-55-481	1	(TURBO)			
55-491C		METER, OIL & VOLTAGE			
FC01-55-491	1	(W/O TURBO)			

CAT. AUFA03-07

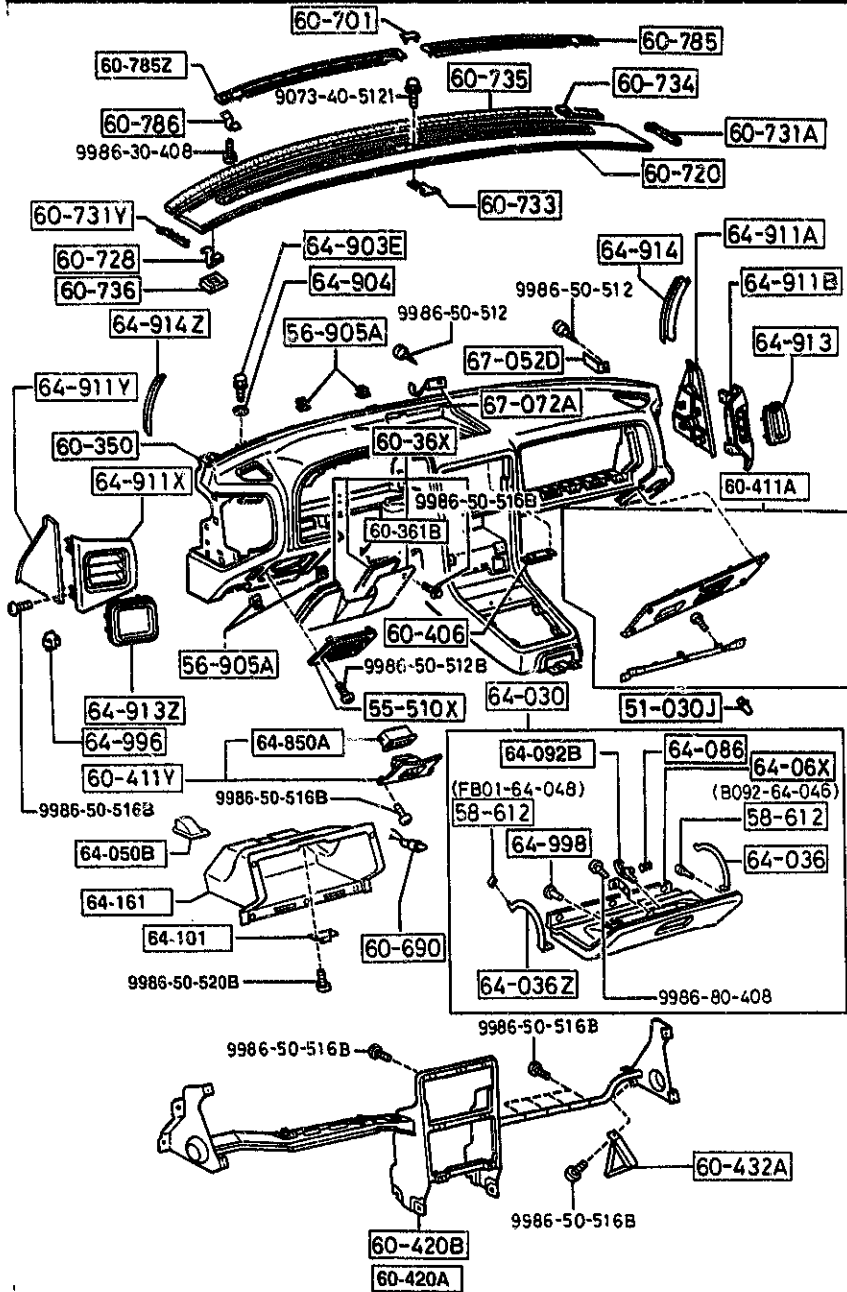
1993-12

5560 DASHBOARD & RELATED PARTS



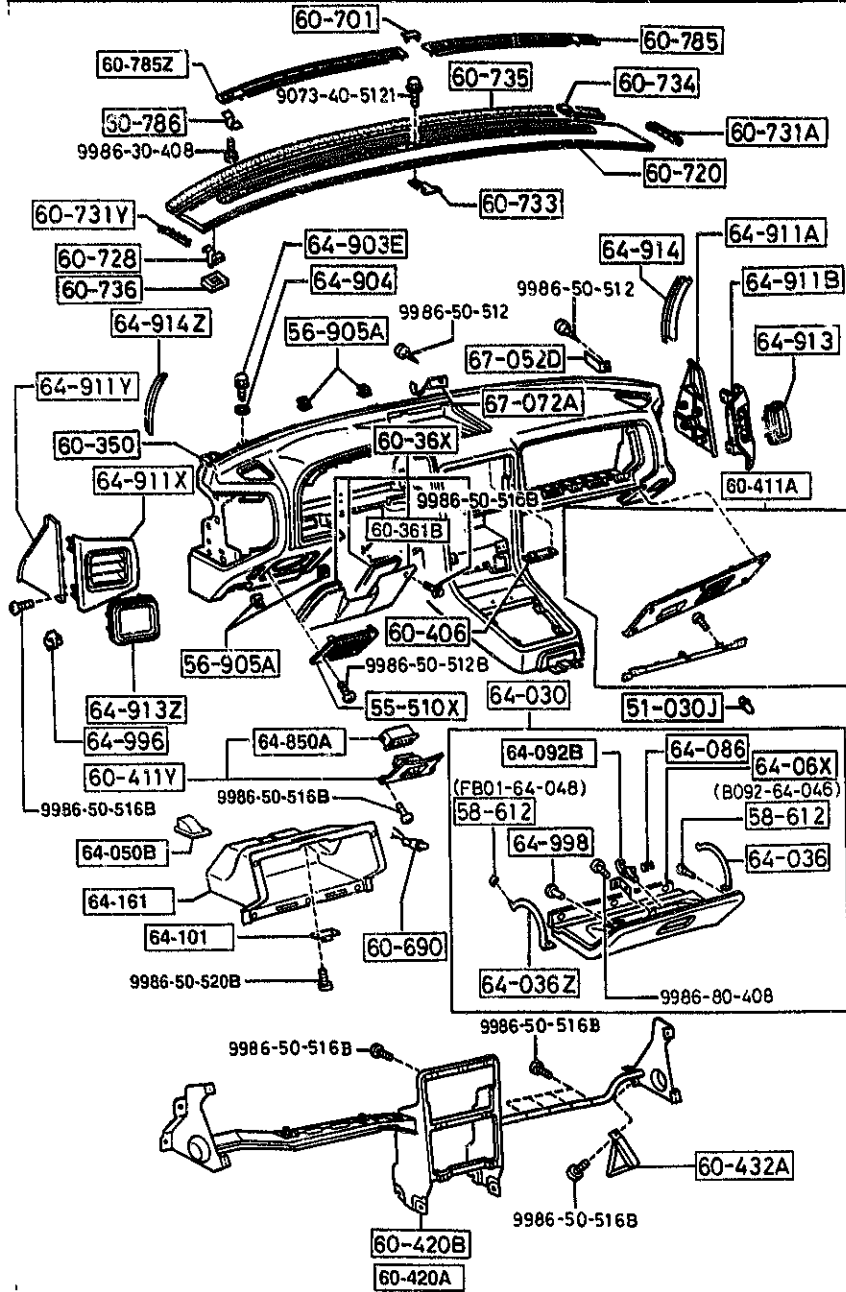
PART NO.	QTY	MODEL/RESTRICTION	MODEL/RESTRICTION	MODEL/RESTRICTION	FROM-TO
51-030J		BULB			
99701-6030	1	12V 3.4W			
55-510X		GRILLE(L),SPEAKER			
FB01-60-821	1	(CPE)			
02	INT-	FD8 FE1 BLACK			
48	INT-	FD9 BLUE			
56-905A		NUT,SPRING			
B092-60-408	24				
58-612		CUSHION,RUBBER			
B092-64-046	2	(CONVERTIBLE)			
B092-64-046	4	(CPE)			
FB01-64-048	2				
60-350		PAD,CRASH			
FB01-60-350E	1	(CPE)			
02	INT-	FD8 FE1 BLACK			
48	INT-	FD9 BLUE			
FC66-60-350B	1	(CONVERTIBLE)			
02	INT-	FD8 FE1 BLACK			
48	INT-	FD9 BLUE			
60-36X		PAD NO.1,INST PANEL			
FC66-60-36XB	1	(CONVERTIBLE)			
02	INT-	FD8 FE1 BLACK			
48	INT-	FD9 BLUE			
60-361B		PAD NO.1,INST PANEL			
MFC66-60-361B	1	(CONVERTIBLE)			
* 02	INT-	FD8 FE1 BLACK			
* 48	INT-	FD9 BLUE			
60-406		BRACKET,CENTER PANEL			
FB01-55-216A	1				

5560 DASHBOARD & RELATED PARTS



PART NO.	QTY	MODEL/RESTRICTION	MODEL/RESTRICTION	MODEL/RESTRICTION	FROM-TD
60-411A		PANEL (R), LOWER			
FC01-64-250A	1				
02	INT-	FD8 FE1 BLACK			
48	INT-	FD9 BLUE			
60-411Y		PANEL (L), LOWER			
FB01-64-270A	1	(CPE)			
02	INT-	FD8 FE1 BLACK			
48	INT-	FD9 BLUE			
60-420A		FRAME, INST. PANEL			
FC01-60-420B	1	(CPE)			
60-420B		MEMBER, CRASH PAD			
FC66-60-420B	1	(CONVERTIBLE)			
60-432A		BRACKET NO. 2			
FB01-60-635	1	(CONVERTIBLE)			
60-690		SWITCH, GLOVE TRAY			
FA54-66-540	1				
60-701		CAP, GARNISH			
FB01-64-905	1				
02	INT-	FD8 FE1 BLACK			
48	INT-	FD9 BLUE			
60-720		GARNISH, UPPER			
FB01-60-720A	1				
02	INT-	FD8 FE1 BLACK			
48	INT-	FD9 BLUE			
60-728		CLIP, GARNISH-INST.			
FB01-60-728A	6				
60-731A		COVER (R), GARNISH-INST.			
FB01-60-731A	1				
02	INT-	FD8 FE1 BLACK			
48	INT-	FD9 BLUE			

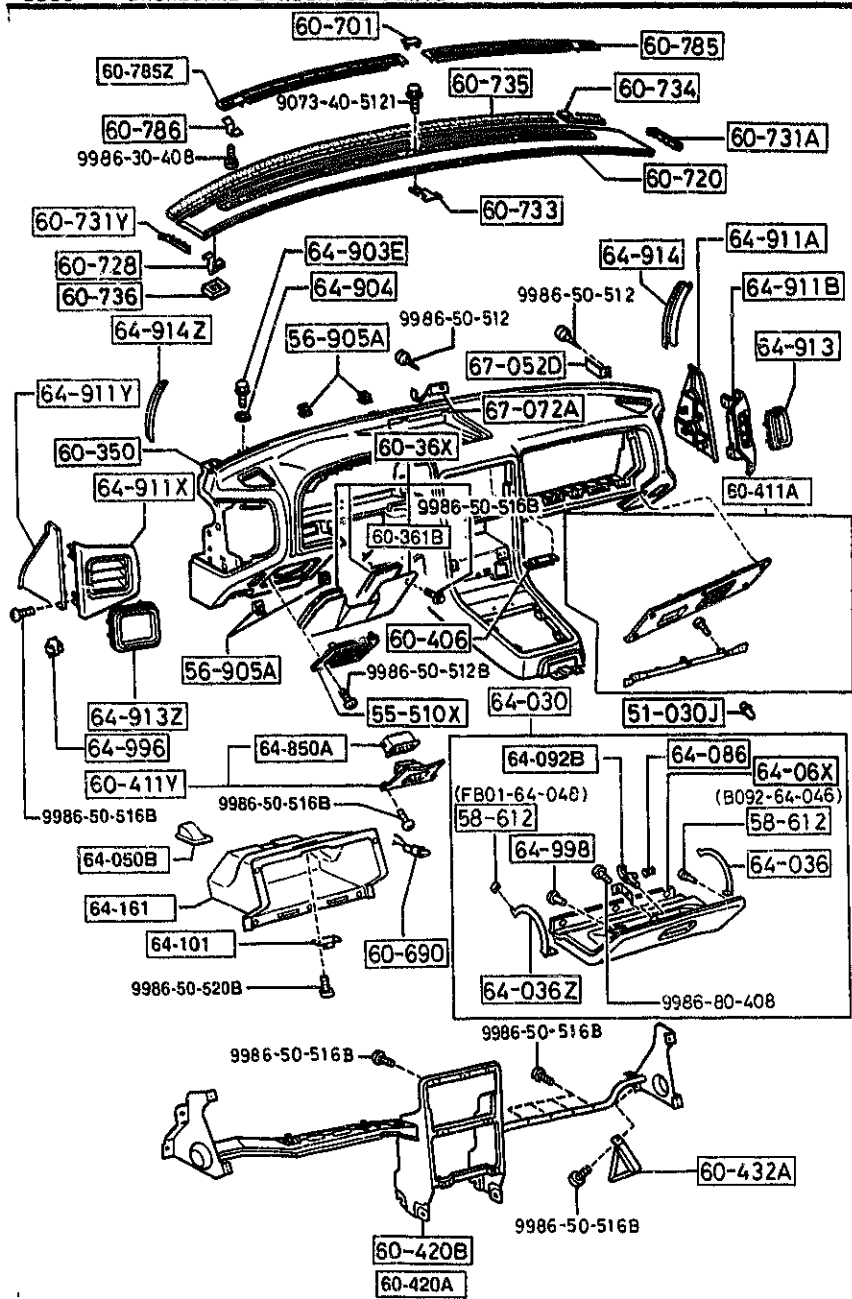
5560 DASHBOARD & RELATED PARTS



PART NO.	QTY	MODEL/RESTRICTION	MODEL/RESTRICTION	MODEL/RESTRICTION	FROM TO
60-731Y		COVER(L), GARNISH-INST.			
FB01-60-732A	1				
02	INT-	FD8 FE1 BLACK			
48	INT-	FD9 BLUE			
60-733		BRACKET, GARNISH-INST			
FB01-60-733	1				
60-734		PAD NO.1, GARNISH-UPPER			
FB01-60-734A	4				
60-735		PAD NO.2, GARNISH-UPPER			
FB01-60-735	1				
60-736		RUBBER, CUSHION-GARNISH			
FB01-60-736	6				
60-785		GRILLE(R), DEF. NOZZLE			
FB67-60-785A	1				
02	INT-	FD8 FE1 BLACK			
48	INT-	FD9 BLUE			
60-785Z		GRILLE(L), DEF. NOZZLE			
FB01-60-795B	1				
02	INT-	FD8 FE1 BLACK			
48	INT-	FD9 BLUE			
60-786		CLIP, DEFROSTER GRILLE			
FB01-60-786A	4				
64-030		BOX, GLOVE			
FC01-64-030	1	(CPE)			
02	INT-	FD8 FE1 BLACK			
48	INT-	FD9 BLUE			
FC33-64-030	1	(CONVERTIBLE)			
02	INT-	FD8 FE1 BLACK			
48	INT-	FD9 BLUE			

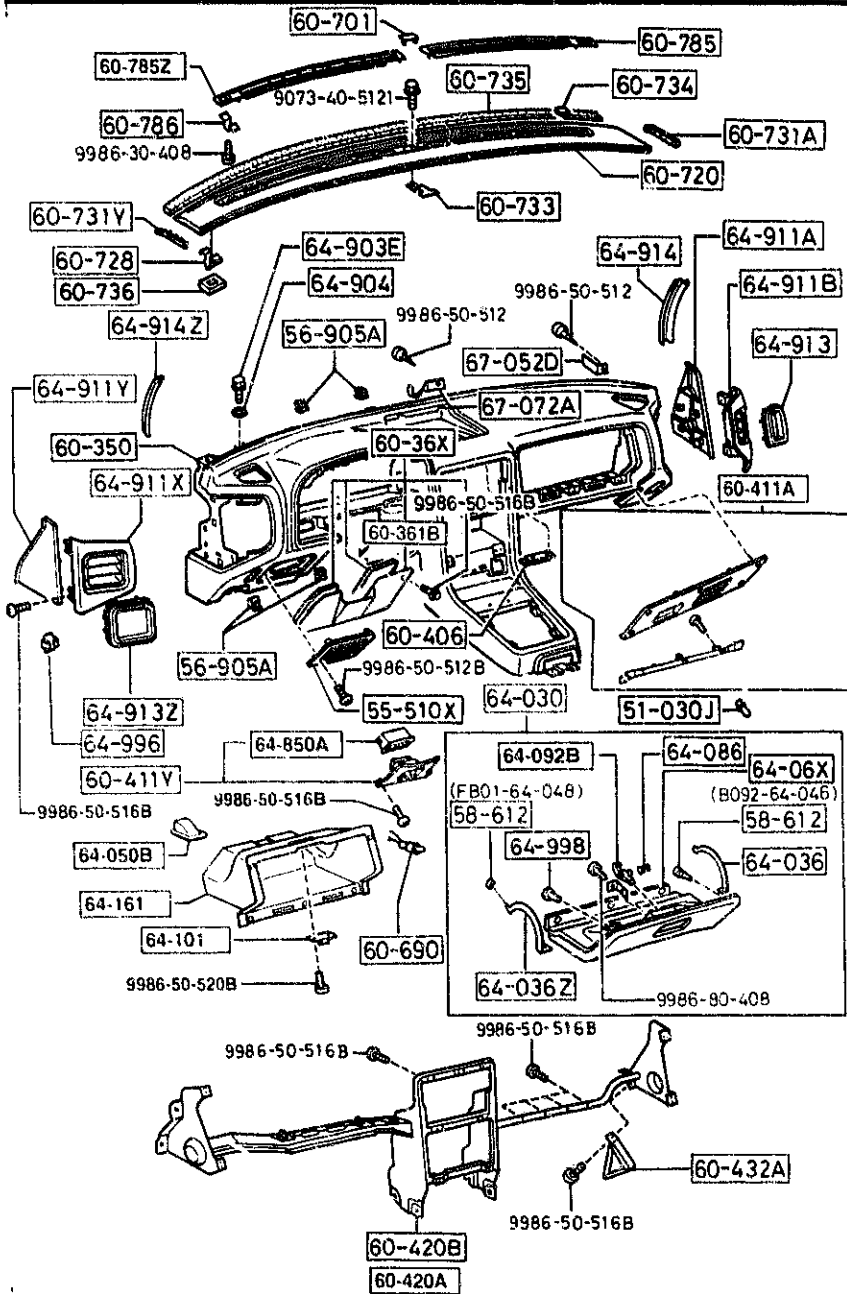
3-L10

5560 DASHBOARD & RELATED PARTS



PART NO.	QTY	MODEL/RESTRICTION	MODEL/RESTRICTION	MODEL/RESTRICTION	FROM-TO
64-036		STOPPER(R), GLOVE LID			
FB01-64-043	1				
64-036Z		STOPPER(L), GLOVE LID			
FB01-64-044	1				
64-050B		BOX, BULB			
H043-64-050	1				
64-06X		HINGE, GLOVE LID (CPE)			
FC01-64-06X	1				
64-086		SPRING, GLOVE LID			
FB67-64-049	1				
64-092B		HOOK, GLOVE LID			
HF05-64-092	1				
64-101		STRIKER			
FB67-64-10X	1				
64-161		BOX, GLOVE			
FB01-64-161A	1	BASE, (W/O FLOCKS TRIM) (CPE)			
FB02-64-161A	1	BASE-OPT, TURBO, (W/FLOCKS TRIM) (CPE)			
FB67-64-161A	1	(CONVERTIBLE)			
64-850A		LOUVER, LAP-LOWER PAN EL (CPE)			
FB01-64-850	1				
02	INT-	FD8 FE1 BLACK			
48	INT-	FD9 BLUE			
64-903E		BOLT			
BE32-64-903	2				
64-904		WASHER, RUBBER			
BE32-64-904	2				

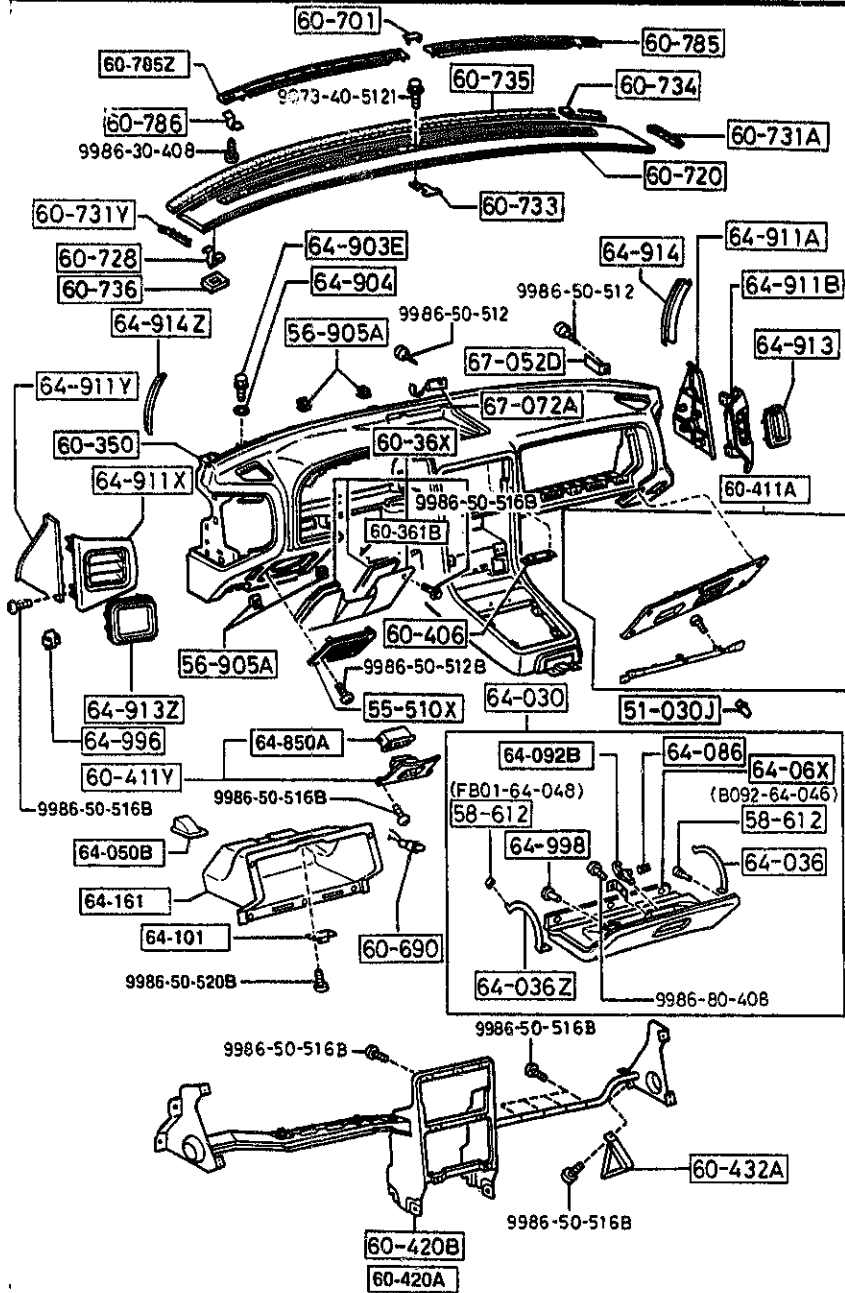
5560 DASHBOARD & RELATED PARTS



PART NO.	QTY	MODEL/RESTRICTION	MODEL/RESTRICTION	MODEL/RESTRICTION	FROM-TO
64-911A		COVER(R),SIDE			
FB01-64-912	1				
02	INT-	FD8 FE1 BLACK			
48	INT-	FD9 BLUE			
64-911B		PANEL(R),SIDE-CRASH PAD			
FB01-64-911A	1				
02	INT-	FD8 FE1 BLACK			
48	INT-	FD9 BLUE			
64-911X		PANEL(L),SIDE-CRASH PAD			
FB01-64-921A	1				
02	INT-	FD8 FE1 BLACK			
48	INT-	FD9 BLUE			
64-911Y		COVER(L),SIDE			
FB01-64-922	1				
02	INT-	FD8 FE1 BLACK			
48	INT-	FD9 BLUE			
64-913		RUBBER(R),SEAL-SIDE PANEL			
FB01-64-913	1				
64-913Z		RUBBER(L),SEAL-SIDE PANEL			
FB01-64-923	1				
64-914		COVER(R),SIDE NO.2			
FB01-64-914	1				
02	INT-	FD8 FE1 BLACK			
48	INT-	FD9 BLUE			
64-914Z		COVER(L),SIDE NO.2			
FB01-64-924	1				
02	INT-	FD8 FE1 BLACK			
48	INT-	FD9 BLUE			
64-996		NUT,EXPANSION			
HD43-64-996A	11	(CPE)			

5560 DASHBOARD & RELATED PARTS

5560 -6 * DASHBOARD & RELATED PARTS



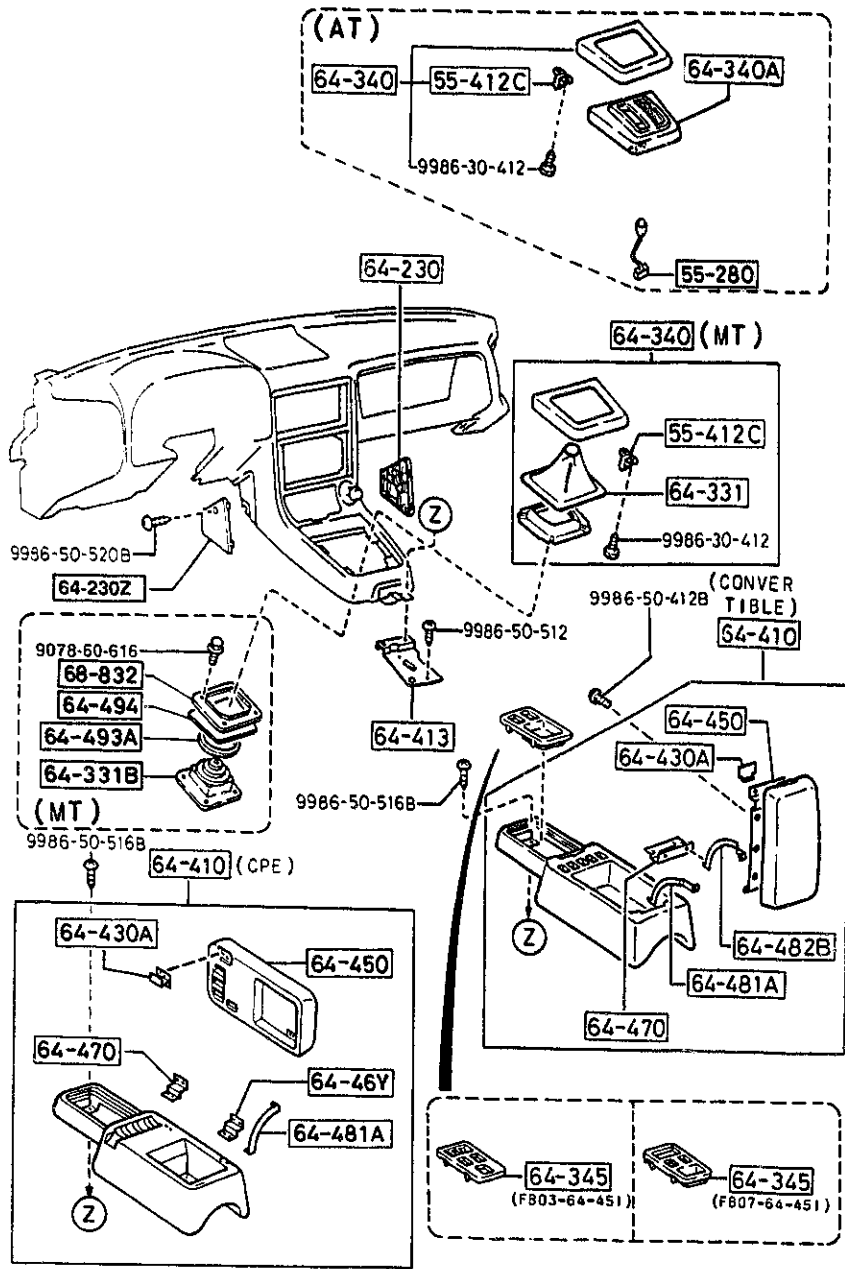
PART NO.	QTY	MODEL/RESTRICTION	MODEL/RESTRICTION	MODEL/RESTRICTION	FROM-TO
CONT'D					
H043-64-996A	13	(CONVERTIBLE)			
64-998		SCREW, GLOVE LID			
H199-64-998	10				
67-052D		CLIP			
8545-67-052	1				
67-072A		CLIP			
GC77-67-072	2				

AUFA03

CAT. AUFA03-07

1993-12

3-C11

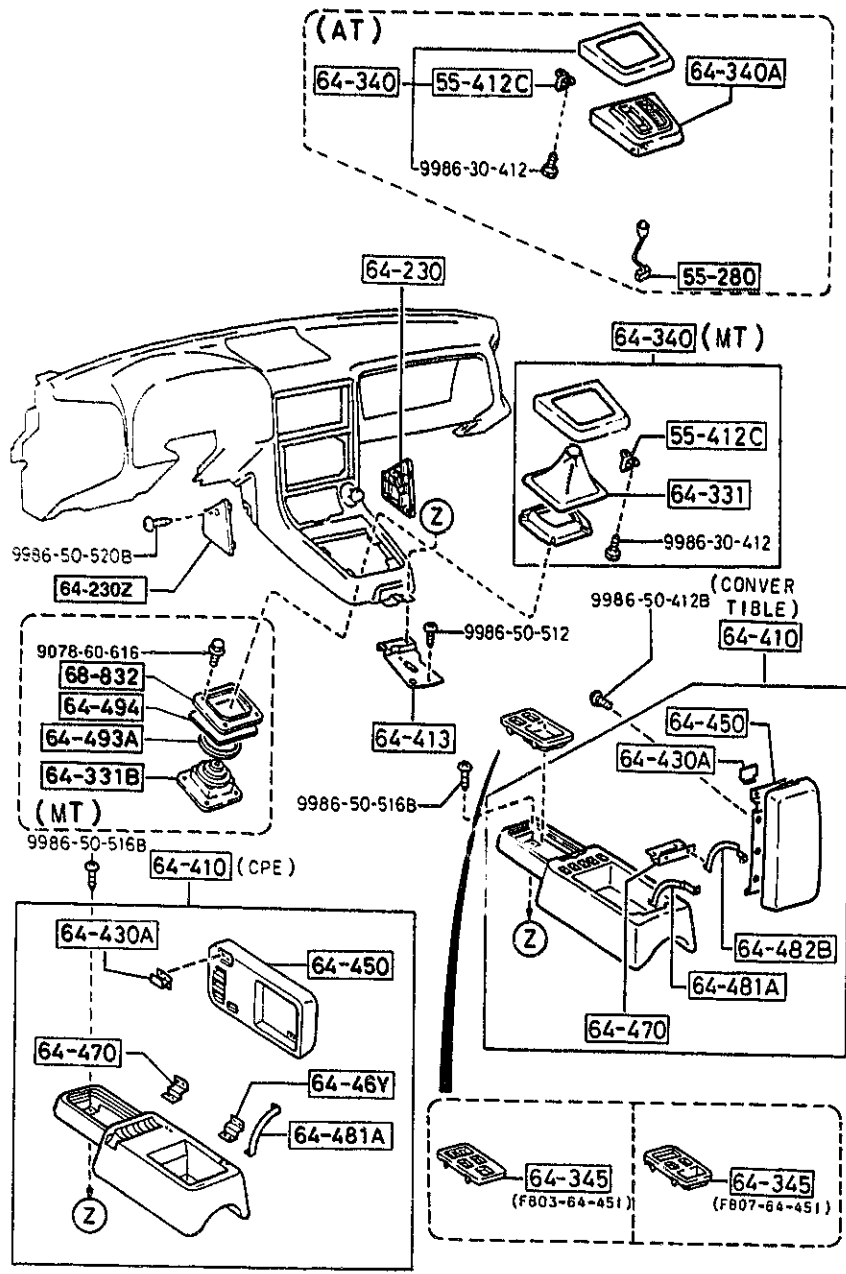


PART NO.	QTY	MODEL/RESTRICTION	MODEL/RESTRICTION	MODEL/RESTRICTION	FROM-TO
55-280		BULB & SOCKET			
FC07-55-280	1	(AT)			
55-412C		SPRING			
8531-55-412	4	(AT)			
64-230		WALL (R), SIDE			
FB01-64-221A	1				
02	INT-	FD8 FE1 BLACK			
48	INT-	FD9 BLUE			
64-230Z		WALL (L), SIDE			
FB01-64-231A	1				
02	INT-	FD8 FE1 BLACK			
48	INT-	FD9 BLUE			
64-331		BOOT, CHANGE			
FC01-64-331	1	(MT)			
64-331B		BOOT, CHANGE			
FB01-64-490B	1	(MT)			
64-340		PLATE, UPPER			
FC01-64-340B	1	(MT)			
FC07-64-390A	1	(AT)			
64-340A		INDICATOR			
FC07-64-350E	1	(AT)			
64-345		PANEL, SWITCH			
FB03-64-451	1	(CPE)			
FB07-64-451	1	(CONVERTIBLE)			
64-410		CONSOLE, REAR			
FB02-64-410C	1	(CONVERTIBLE)			
02	INT-	FD8 FE1 BLACK			
48	INT-	FD9 BLUE			
FC01-64-410B	1	((CPE))<W/O RR WIPER>			

AUFA03

CAT. AUFA03-07

1993-12

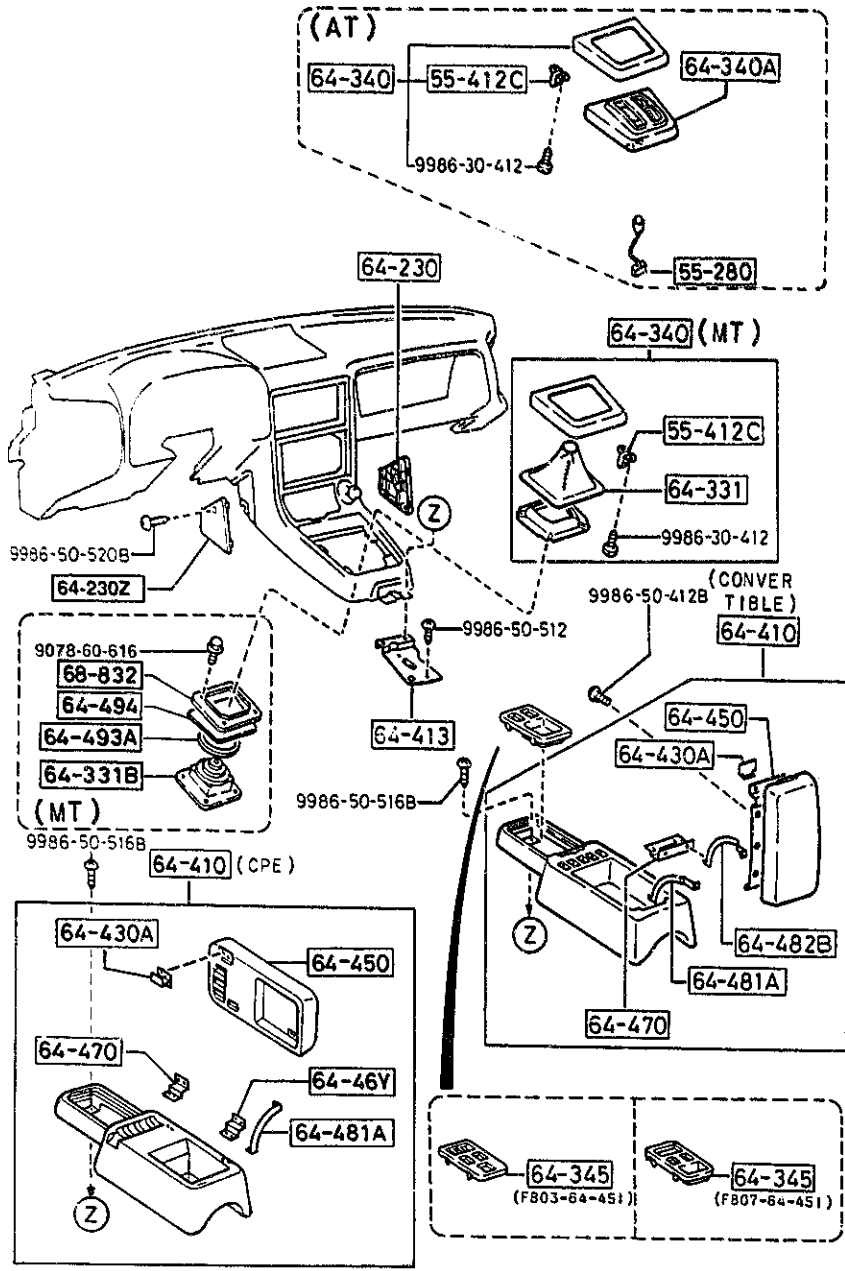


AUFA03

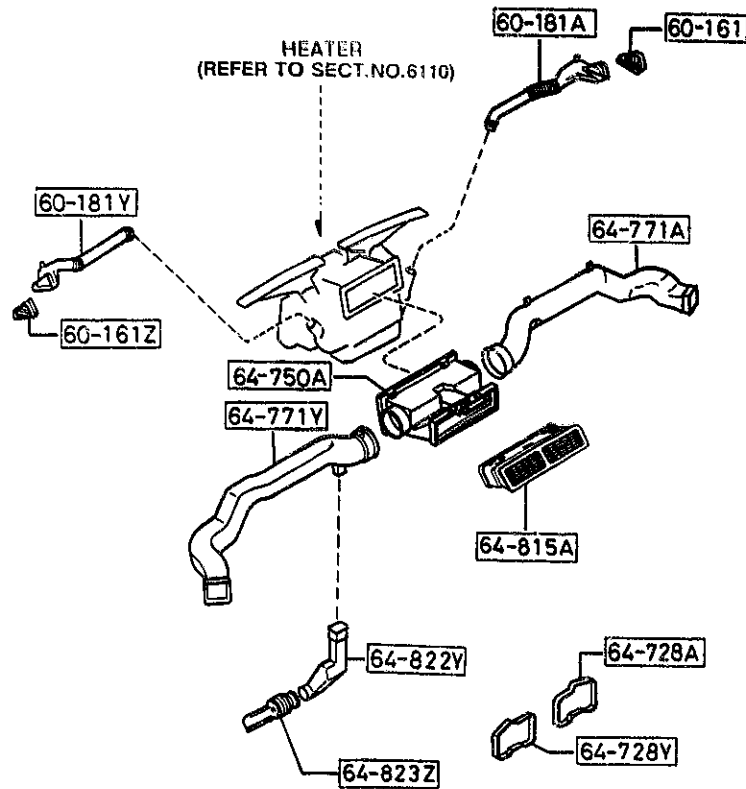
PART NO.	QTY	MODEL/RESTRICTION	MODEL/RESTRICTION	MODEL/RESTRICTION	FROM-TO
CONT'D					
02	INT-	FD8 FE1 BLACK			
48	INT-	FD9 BLUE			
FC02-64-410B	1	((CPE))>(W/RR WIPER)			
02	INT-	FD8 FE1 BLACK			
48	INT-	FD9 BLUE			
64-413		BRACKET, CONSOLE-NO.1			
FB01-64-44X	1				
64-430A		LOCK, CONSOLE-REAR			
FC01-64-43Y	1	(CPE)			
FB01-64-430	1	(CONVERTIBLE)			
64-450		LID, CONSOLE			
FB01-64-440B	1	(CONVERTIBLE)			
02	INT-	FD8 FE1 BLACK			
48	INT-	FD9 BLUE			
FC01-64-450A	1	(CPE)			
02	INT-	FD8 FE1 BLACK			
48	INT-	FD9 BLUE			
64-46Y		HINGE, CONSOLE LID-RR			
FC01-64-46X	1	(CPE)			
64-470		HINGE			
FB01-64-45X	1	(CONVERTIBLE)			
02	INT-	FD8 FE1 BLACK			
48	INT-	FD9 BLUE			
FC01-64-45X	1	(CPE)			
64-481A		STOPPER, CONSOLE LID			
FB01-64-452	1	(CONVERTIBLE)			
FC01-64-452	1	(CPE)			
64-482B		STOPPER, CONSOLE LID			
FB01-64-453	1	(CONVERTIBLE)			

CAT. AUFA03-07

1993-12






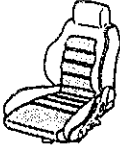
PART NO.	QTY	MODEL/RESTRICTION	MODEL/RESTRICTION	MODEL/RESTRICTION	FROM-TO
64-493A H001-64-493	1	PACK, SILENT (MT)			
64-494 F801-64-495	1	PAD, CHANGE BOOT (MT)			
68-832 F801-64-491	1	SHEET, BOOT (MT)			









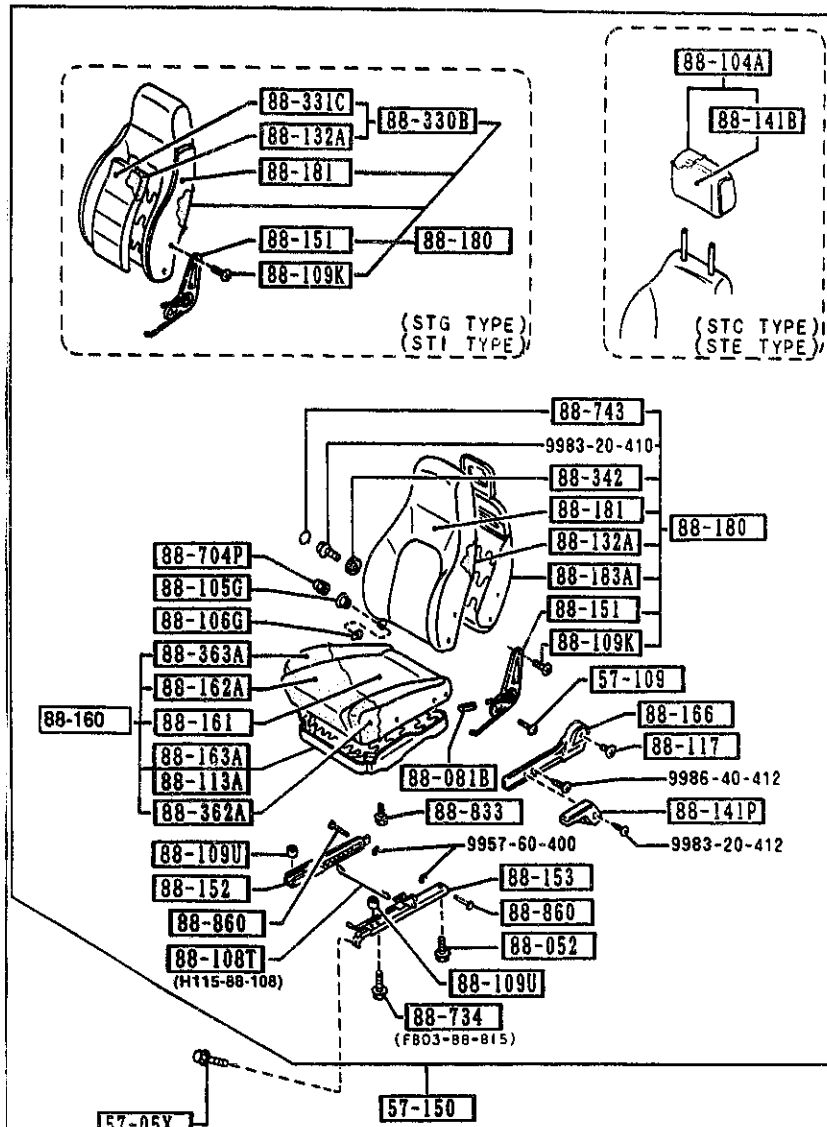
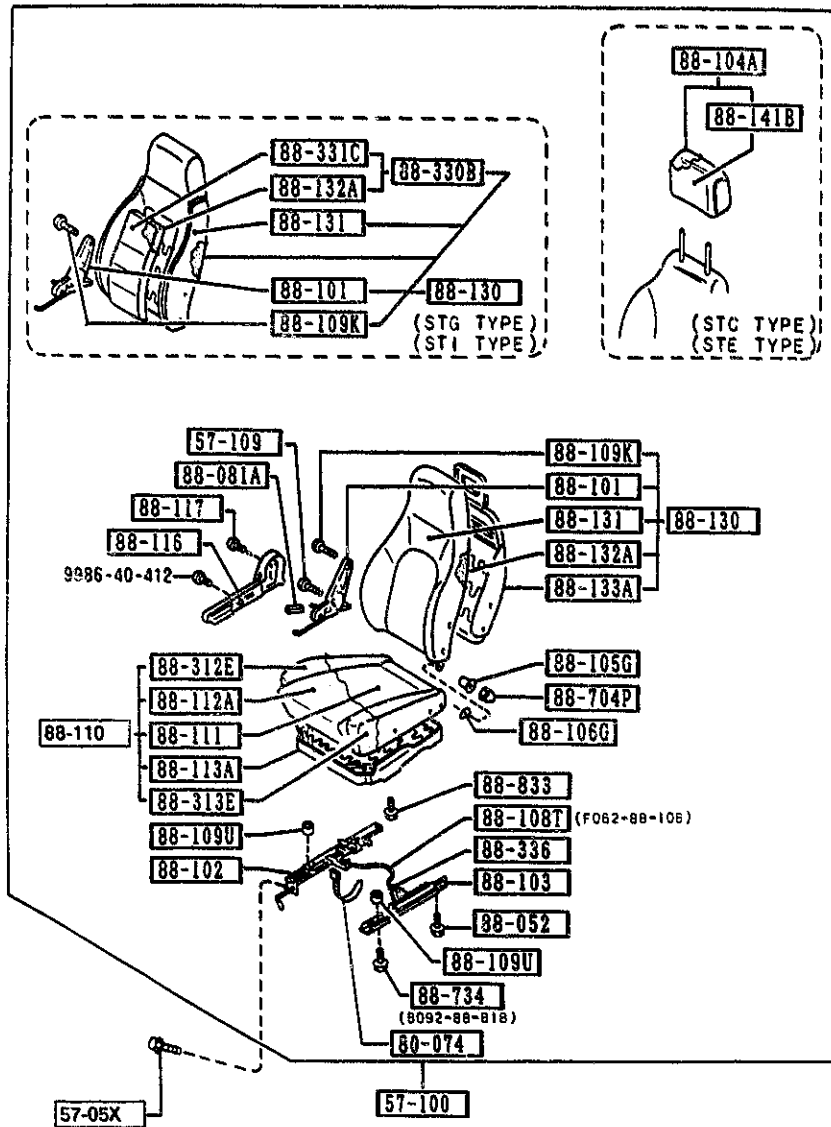
PART NO.	QTY	MODEL/RESTRICTION	MODEL/RESTRICTION	MODEL/RESTRICTION	FROM-TO
60-161		GRILLE(R), DEMISTER			
FB01-60-161A	1				
02	INT-	FD8 FE1 BLACK			
48	INT-	FD9 BLUE			
60-161Z		GRILLE(L), DEMISTER			
FB01-60-171A	1				
02	INT-	FD8 FE1 BLACK			
48	INT-	FD9 BLUE			
60-181A		DUCT(R), SIDE DEMIST.			
FB01-60-181	1				
60-181Y		DUCT(L), SIDE DEMIST.			
FB01-60-191	1				
64-728A		GASKET(R)			
FB01-64-728	1	(CPE)			
64-728Y		GASKET(L)			
FB01-64-828	1	(CPE)			
64-750A		DUCT, CENTER			
FB01-61-161	1				
64-771A		DUCT NO. 1(R)			
FC01-64-760	1				
64-771Y		DUCT NO. 1(L)			
FB01-64-770	1	(CPE)			
FC66-64-770	1	(CONVERTIBLE)			
64-815A		LOUVER, CENTER			
FC01-64-840	1				
64-822Y		DUCT NO. 1(L), LAP-VEN			
FC01-64-832	1	(CPE)			
64-823Z		DUCT NO. 2(L), LAP VEN			
FC01-64-833	1	(CPE)			

(THIS ILLUSTRATION CONSISTS OF 4 PAGES)

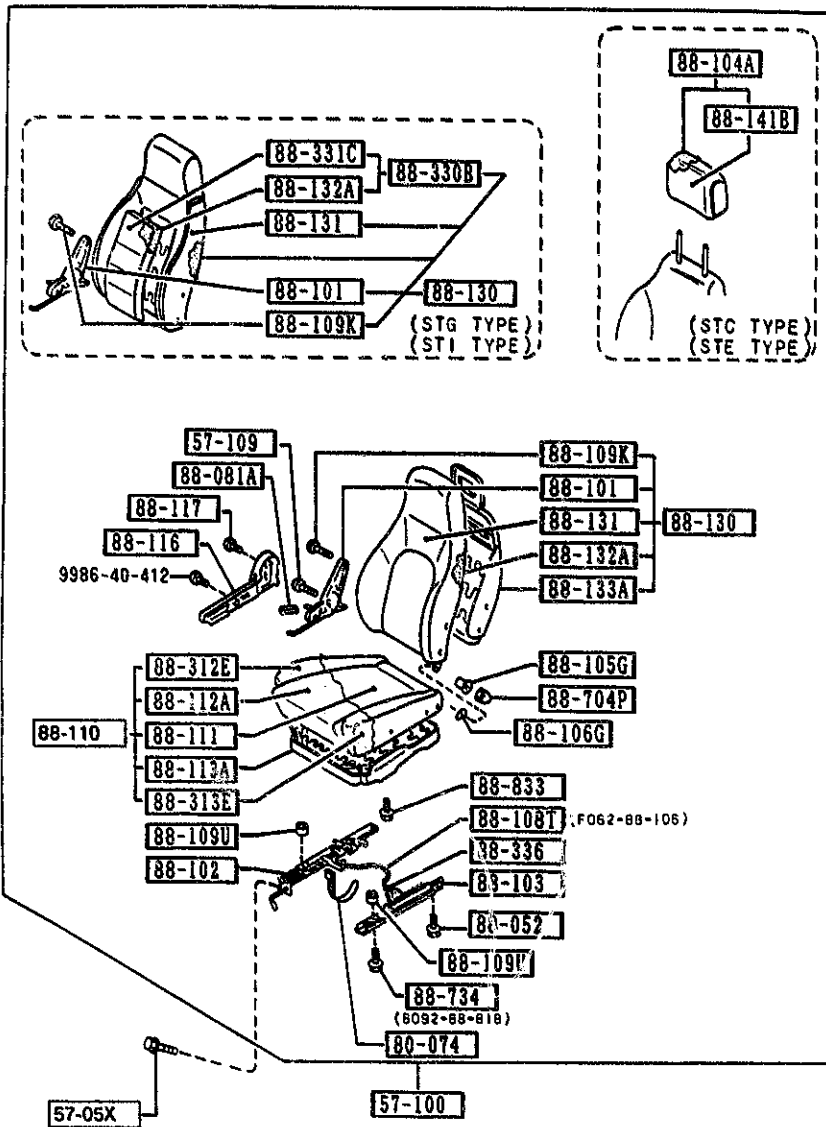
(THIS ILLUSTRATION CONSISTS OF 4 PAGES)

GRADE SEAT TYPE		BASE	BASE-OPT-1
		STA	STC
SEAT TRIM		CLOTH 'A'	CLOTH 'B'
			
			
SEAT BACK TYPE	HIGH	X	-
	LOW	-	X
SWING PILLOW		-	X
LIFT		-	X
LUMBER SUPPORT		-	X

BASE-OPT-2	TURBO	TURBO-OPT
STE	STG	STI
LEATHER	CLOTH 'D'	LEATHER
		
		
		
-	X	X
X	-	-
X	-	-
X	-	-
X	-	-

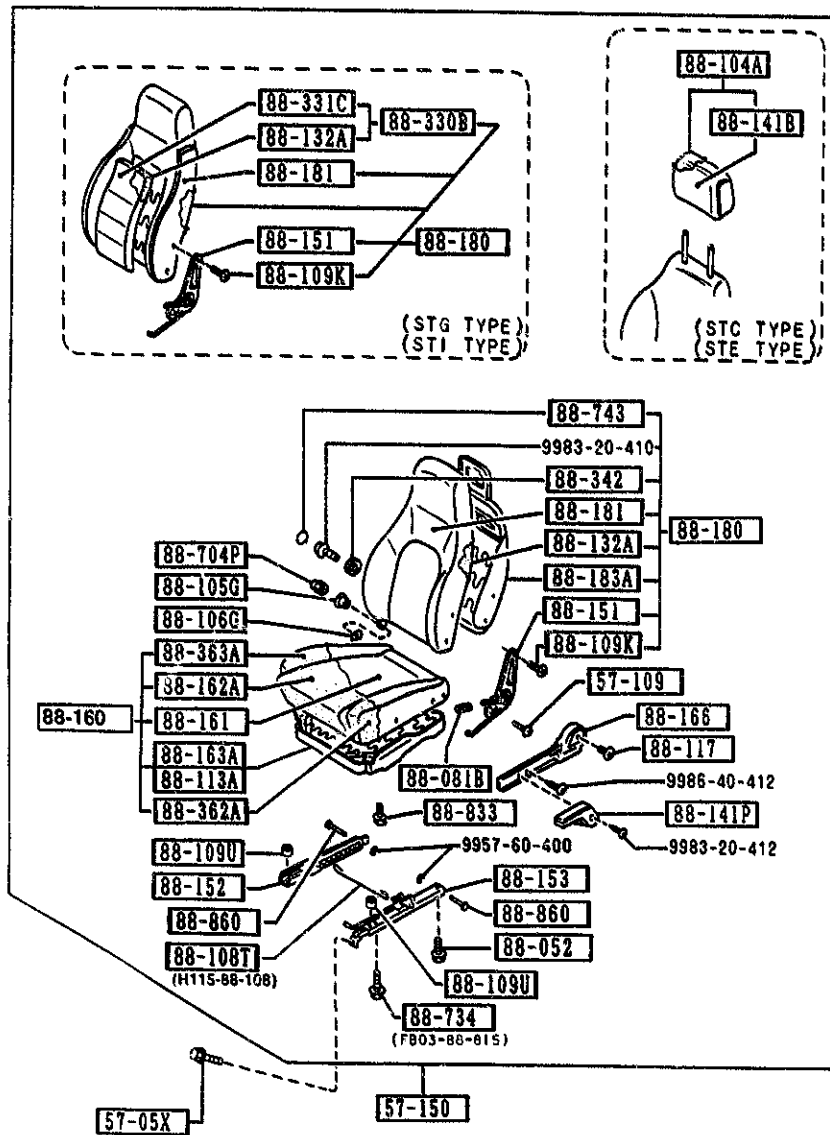


(THIS ILLUSTRATION CONSISTS OF 4 PAGES)



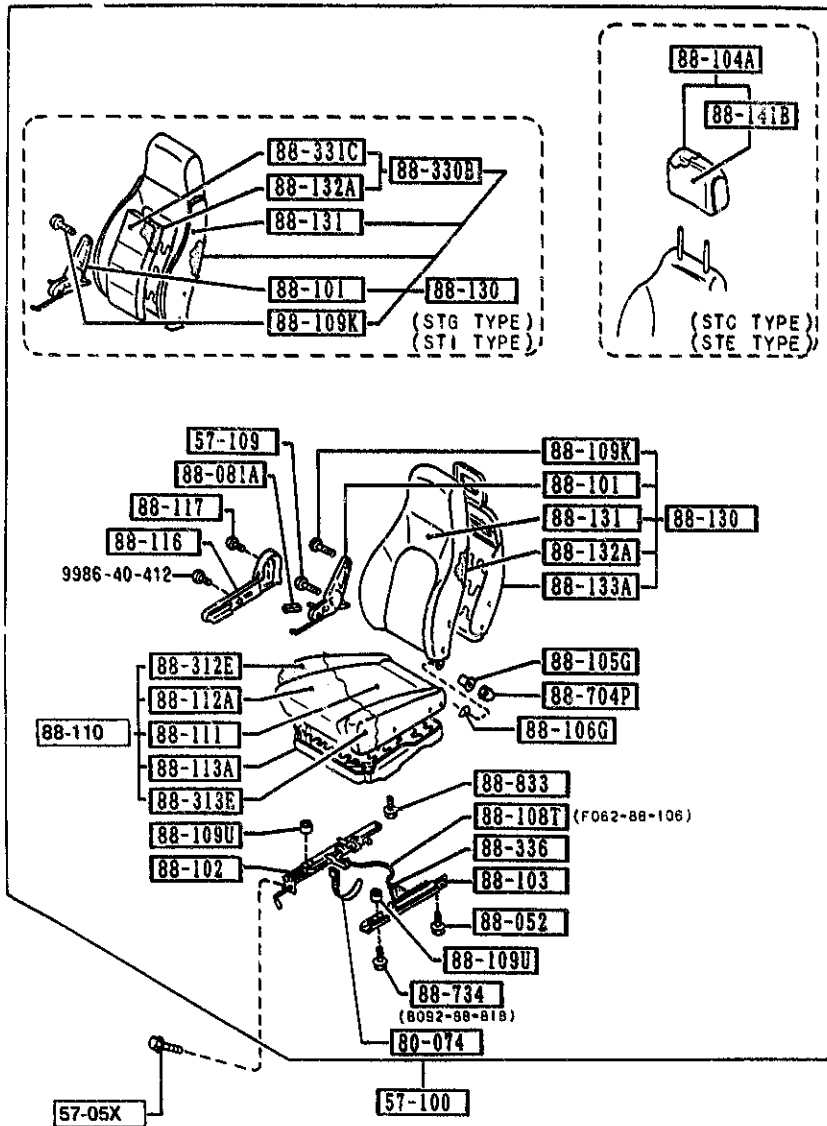
PART NO.	QTY	MODEL/RESTRICTION	MODEL/RESTRICTION	MODEL/RESTRICTION	FROM-TO
57-05X		BOLT, LINK			
8495-57-05X	8				
57-100		SEAT(R), FRONT			
FCY4-57-100	1	BASE-OPT-2, (STE TYPE)			
02	INT-	FD8 BLACK			
48	INT-	FD9 BLUE			
FCY5-57-100	1	TURBO-OPT, (STI TYPE)			
02	INT-	FD8 BLACK			
48	INT-	FD9 BLUE			
FC11-57-100C	1	BASE, (STA TYPE)			
02	INT-	FD8 BLACK			
48	INT-	FD9 BLUE			
FC13-57-100C	1	BASE-OPT-1, (STC TYPE)			
02	INT-	FD8 BLACK			
48	INT-	FD9 BLUE			
FC17-57-100B	1	TURBO, (STG TYPE)			
02	INT-	FD8 BLACK			
48	INT-	FD9 BLUE			
57-109		SCREW, KNUCKLE			
0259-57-109	4				
57-150		SEAT(L), FRONT			
FCY4-57-150	1	BASE-OPT-2, (STE TYPE)			
02	INT-	FD8 BLACK			
48	INT-	FD9 BLUE			
FCY5-57-150	1	TURBO-OPT, (STI TYPE)			
02	INT-	FD8 BLACK			
48	INT-	FD9 BLUE			
FC11-57-150B	1	BASE, (STA TYPE)			
02	INT-	FD8 BLACK			

(THIS ILLUSTRATION CONSISTS OF 4 PAGES)



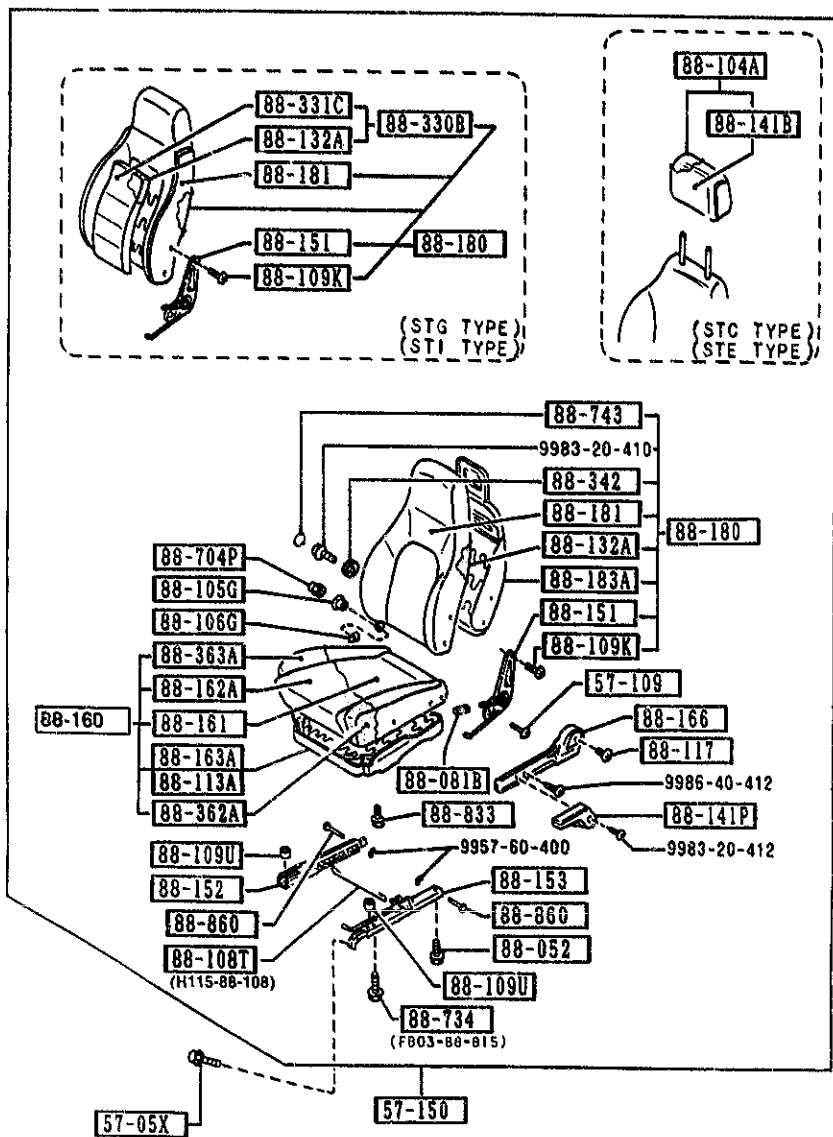
PART NO.	QTY	MODEL/RESTRICTION	MODEL/RESTRICTION	MODEL/RESTRICTION	FROM-TO
GDNT'D					
48	INT-	FD9 BLUE			
FC13-57-150B	1	BASE-OPT-1, (STC TYPE)			
02	INT-	FD8 BLACK			
48	INT-	FD9 BLUE			
FC17-57-150A	1	TURBO, (STG TYPE)			
02	INT-	FD8 BLACK			
48	INT-	FD9 BLUE			
		80-074	BAND		
3966-88-116	1				
		88-052	BOLT		
B093-88-818	2	BASE-OPT-1, BASE-OPT-2, (STC TYPE) (STE TYPE)			
B093-88-818	4	BASE, TURBO, TURBO-OPT, (STA TYPE) (STG TYPE) (STI TYPE)			
		88-081A	KNOB(R), KNUCKLE		
B001-88-081	1				
02	INT-	FD8 BLACK			
48	INT-	FD9 BLUE			
		88-081B	KNOB(L), KNUCKLE		
B001-88-091	1				
02	INT-	FD8 BLACK			
48	INT-	FD9 BLUE			
		88-101	KNUCKLE(R), RECLINING		
FB01-88-101	1				
		88-102	ADJUSTER, NO.1		
FC01-88-102A	1				
		88-103	ADJUSTER, NO.2		
FC50-88-103	1				

(THIS ILLUSTRATION CONSISTS OF 4 PAGES)



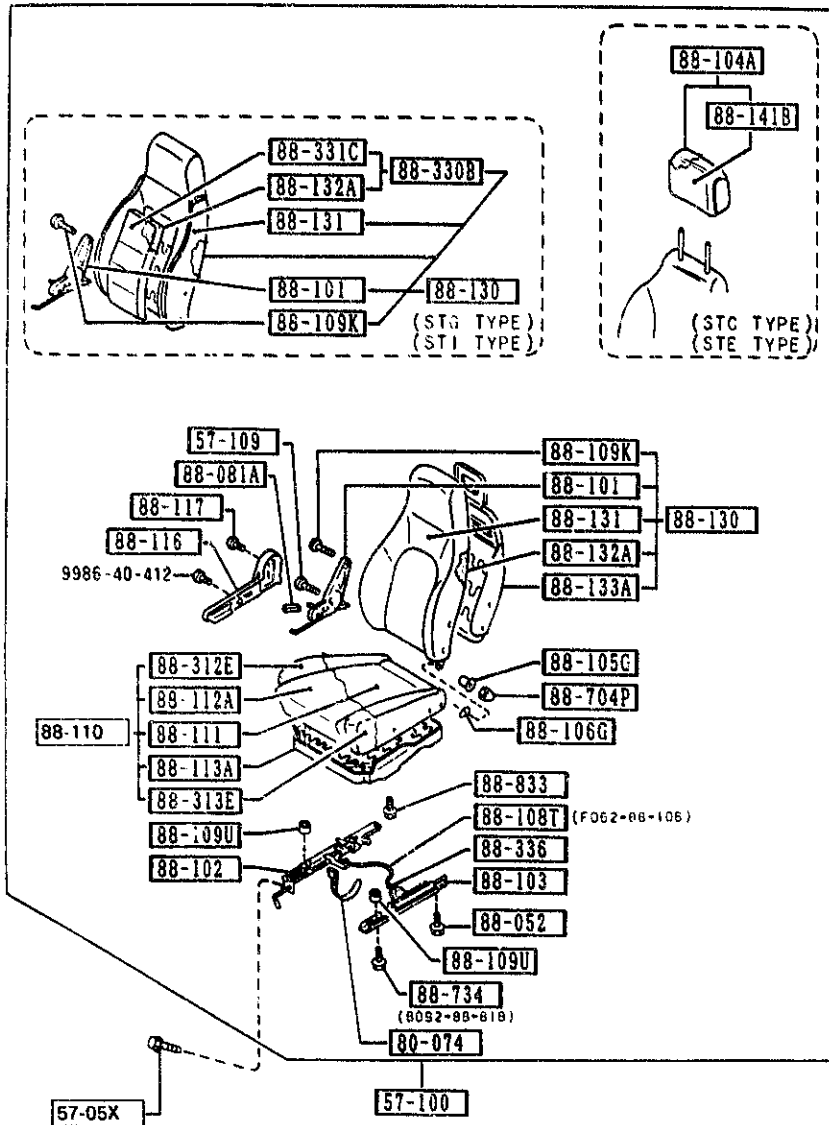
PART NO.	QTY	MODEL/RESTRICTION	MODEL/RESTRICTION	MODEL/RESTRICTION	FROM TO
88-104A		RESTRAINT, HEAD			
FC03-88-140	2	BASE-OPT-1, (STC TYPE)			
02	INT-	FD8 BLACK			
48	INT-	FD9 BLUE			
FC70-88-140	2	BASE-OPT-2, (STE TYPE)			
02	INT-	FD8 BLACK			
48	INT-	FD9 BLUE			
88-105G		BUSH, HINGE			
FB01-88-107	2				
88-106G		WASHER, HINGE			
FB01-88-105	2				
88-108T		WIRE, RELEASE			
F062-88-106	1	(FOR RIGHT)			
H115-88-108	1	(FOR LEFT)			
88-109K		SCREW, KNUCKLE			
8095-88-109	4				
88-109U		SPACER			
FB44-88-109	4	TURBO, TURBO-OPT, (STG TYPE) (STI TYPE)			
88-110		CUSHION(R), FRT SEAT			
FCX7-88-110B	1	TURBO, (STG TYPE)			
02	INT-	FD8 BLACK			
48	INT-	FD9 BLUE			
FCY4-88-110A	1	BASE-OPT-2, (STE TYPE)			
02	INT-	FD8 BLACK			
48	INT-	FD9 BLUE			
FCY5-88-110	1	TURBO-OPT, (STI TYPE)			
02	INT-	FD8 BLACK			
48	INT-	FD9 BLUE			

(THIS ILLUSTRATION CONSISTS OF 4 PAGES)



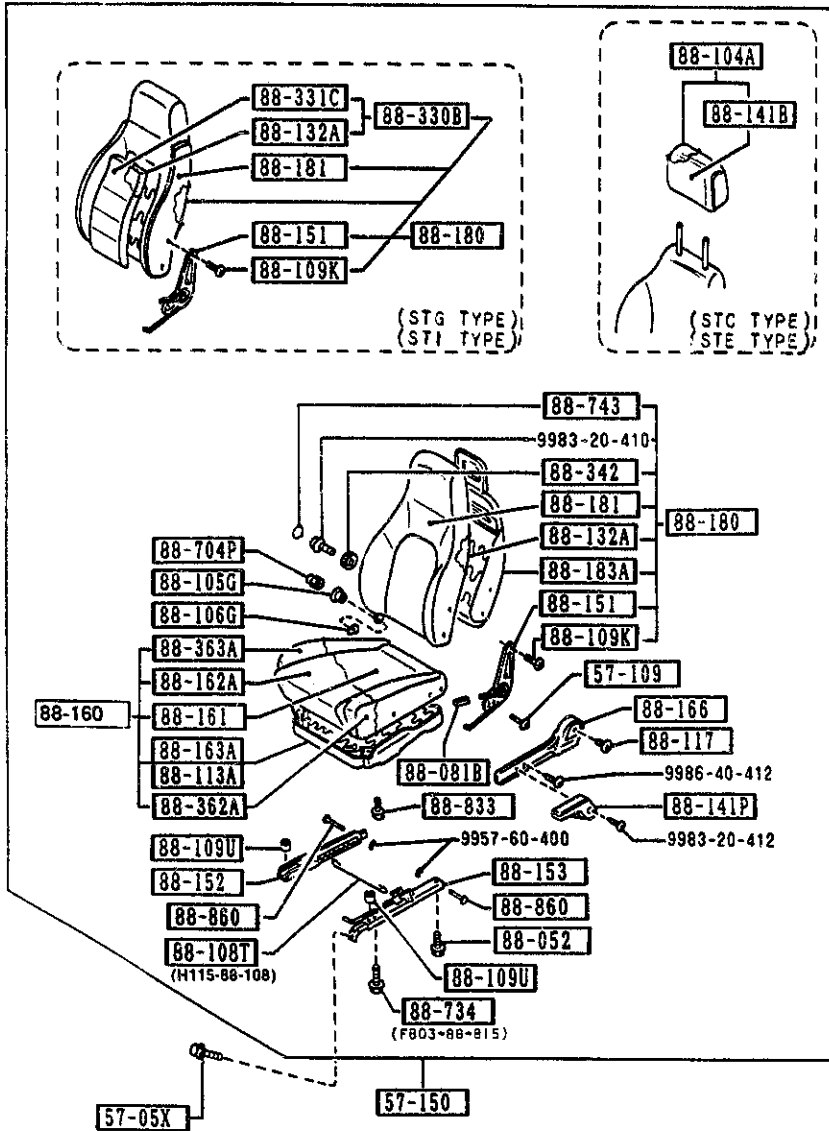
PART NO.	QTY	MODEL/RESTRICTION	MODEL/RESTRICTION	MODEL/RESTRICTION	FROM-TO
CONT'D					
FC11-88-110A	1	BASE, (STA TYPE)			
02	INT-	FD8 BLACK			
48	INT-	FD9 BLUE			
FC13-88-110A	1	BASE-OPT-1, (STC TYPE)			
02	INT-	FD8 BLACK			
48	INT-	FD9 BLUE			
88-111		TRIM(R), SEAT CUSHION			
FC01-88-111A	1	BASE, (STA TYPE)			
02	INT-	FD8 BLACK			
48	INT-	FD9 BLUE			
FC03-88-111A	1	BASE-OPT-1, (STC TYPE)			
02	INT-	FD8 BLACK			
48	INT-	FD9 BLUE			
FC70-88-111A	1	BASE-OPT-2, (STE TYPE)			
02	INT-	FD8 BLACK			
48	INT-	FD9 BLUE			
88-112A		PAD(R), CUSHION-FRT			
FC01-88-112	1	BASE, (STA TYPE)			
FC03-88-112	1	BASE-OPT-1, BASE-OPT-2, (STC TYPE), (STE TYPE)			
88-113A		FRAME(R), CUSHION-FRT			
FC11-88-113A	2	BASE, (STA TYPE)			
FC13-88-113A	1	BASE-OPT-1, BASE-OPT-2, (STC TYPE), (STE TYPE)			
88-116		COVER(R), KNUCKLE			
FC11-88-127A	1				
02	INT-	FD8 FE1 BLACK			
48	INT-	FD9 BLUE			

(THIS ILLUSTRATION CONSISTS OF 4 PAGES)



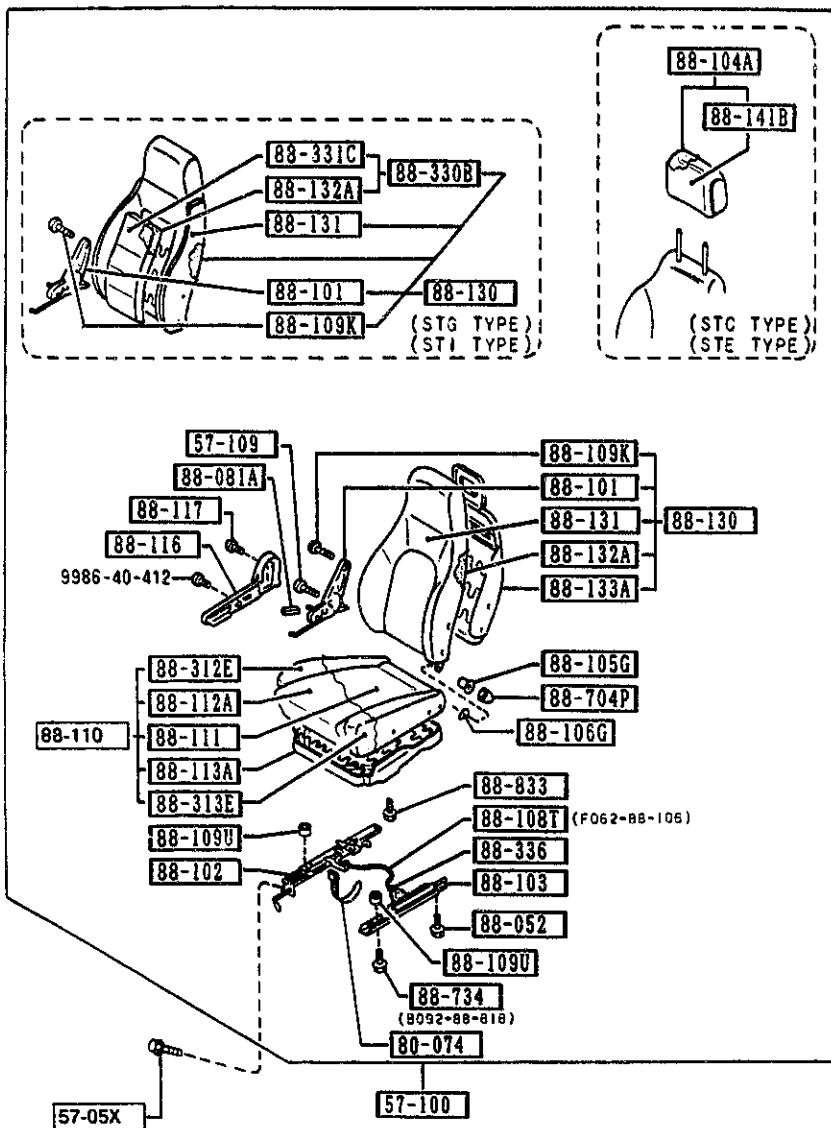
PART NO.	QTY	MODEL/RESTRICTION	MODEL/RESTRICTION	MODEL/RESTRICTION	FROM-TO
88-117		SCREW, KNUCKLE			
1243-88-117	2				
88-130		BACK(R), FRONT SEAT			
FB46-88-130	1	TURBO-OPT, (STI TYPE)			
02	INT-	FD8 BLACK			
48	INT-	FD9 BLUE			
FC01-88-130	1	BASE, (STA TYPE)			
02	INT-	FD8 BLACK			
48	INT-	FD9 BLUE			
FC03-88-130	1	BASE-OPT-1, (STC TYPE)			
02	INT-	FD8 BLACK			
48	INT-	FD9 BLUE			
FC07-88-130	1	TURBO, (STG TYPE)			
02	INT-	FD8 BLACK			
48	INT-	FD9 BLUE			
FC70-88-130	1	BASE-OPT-2, (STE TYPE)			
02	INT-	FD8 BLACK			
48	INT-	FD9 BLUE			
88-131		TRIM(R), SEAT BACK			
FB46-88-131	1	TURBO-OPT, (STI TYPE)			
02	INT-	FD8 BLACK			
48	INT-	FD9 BLUE			
FC01-88-131	1	BASE, (STA TYPE)			
02	INT-	FD8 BLACK			
48	INT-	FD9 BLUE			
FC03-88-131	1	BASE-OPT-1, (STC TYPE)			
02	INT-	FD8 BLACK			
48	INT-	FD9 BLUE			
FC07-88-131	1	TURBO, (STG TYPE)			

(THIS ILLUSTRATION CONSISTS OF 4 PAGES)



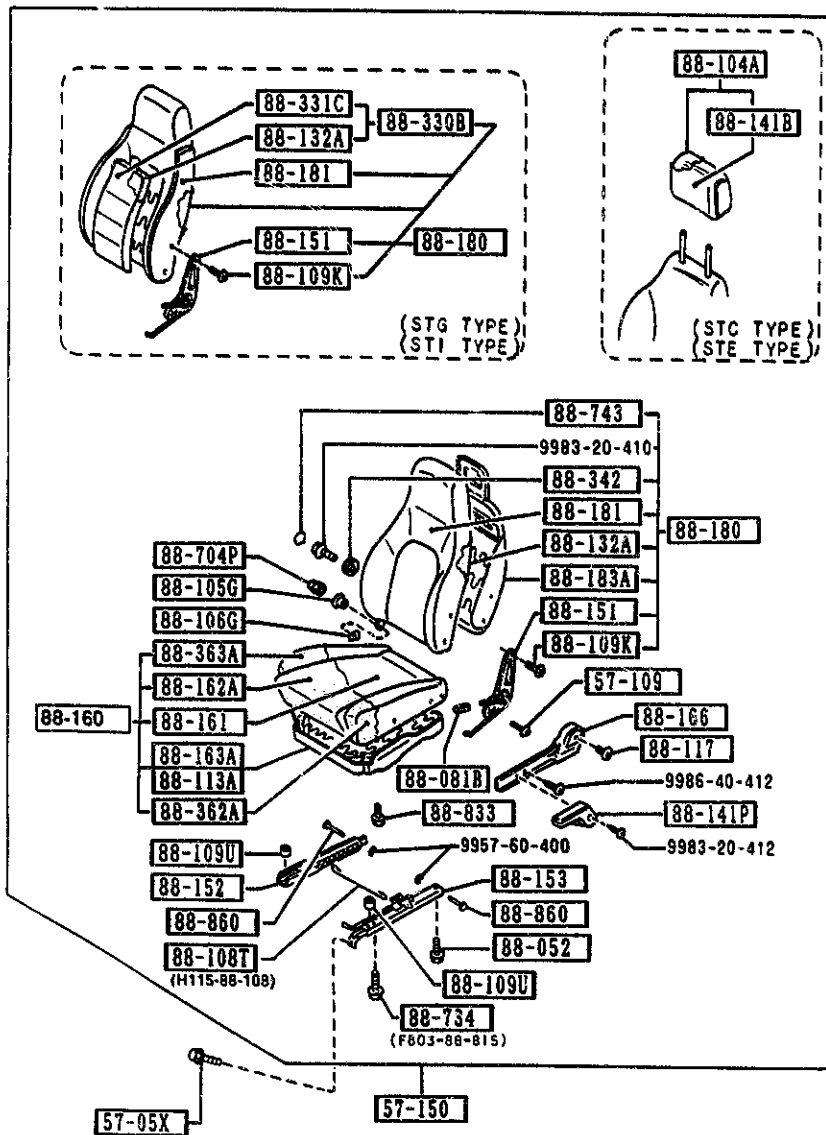
PART NO.	QTY	MODEL/RESTRICTION	MODEL/RESTRICTION	MODEL/RESTRICTION	FROM TO
CONT'D					
02	INT-	FD8 BLACK			
48	INT-	FD9 BLUE			
FC70-88-131	1	BASE-OPT-2, (STE TYPE)			
02	INT-	FD8 BLACK			
48	INT-	FD9 BLUE			
		88-132A	PAD(R), BACK-FRT		
FB44-88-132	2	TURBO, (STG TYPE)			
FC01-88-132	2	BASE, (STA TYPE)			
FC03-88-132	2	BASE-OPT-1, BASE-OPT-2, (STC TYPE) (STE TYPE)			
		88-133A	FRAME(R), BACK-FRT		
FC01-88-133	1	BASE, (STA TYPE)			
FC03-88-133	1	BASE-OPT-1, BASE-OPT-2, (STC TYPE) (STE TYPE)			
		88-141B	TRIM, HEAD REST-FRT		
FC03-88-141	2	BASE-OPT-1, (STC TYPE)			
02	INT-	FD8 BLACK			
48	INT-	FD9 BLUE			
FC70-88-141	2	BASE-OPT-2, (STE TYPE)			
02	INT-	FD8 BLACK			
48	INT-	FD9 BLUE			
		88-141P	LEVER, LIFTER		
FA58-88-831	1	BASE-OPT-1, BASE-OPT-2, (STC TYPE) (STE TYPE)			
02	INT-	FD8 FE1 BLACK			
48	INT-	FD9 BLUE			

(THIS ILLUSTRATION CONSISTS OF 4 PAGES)



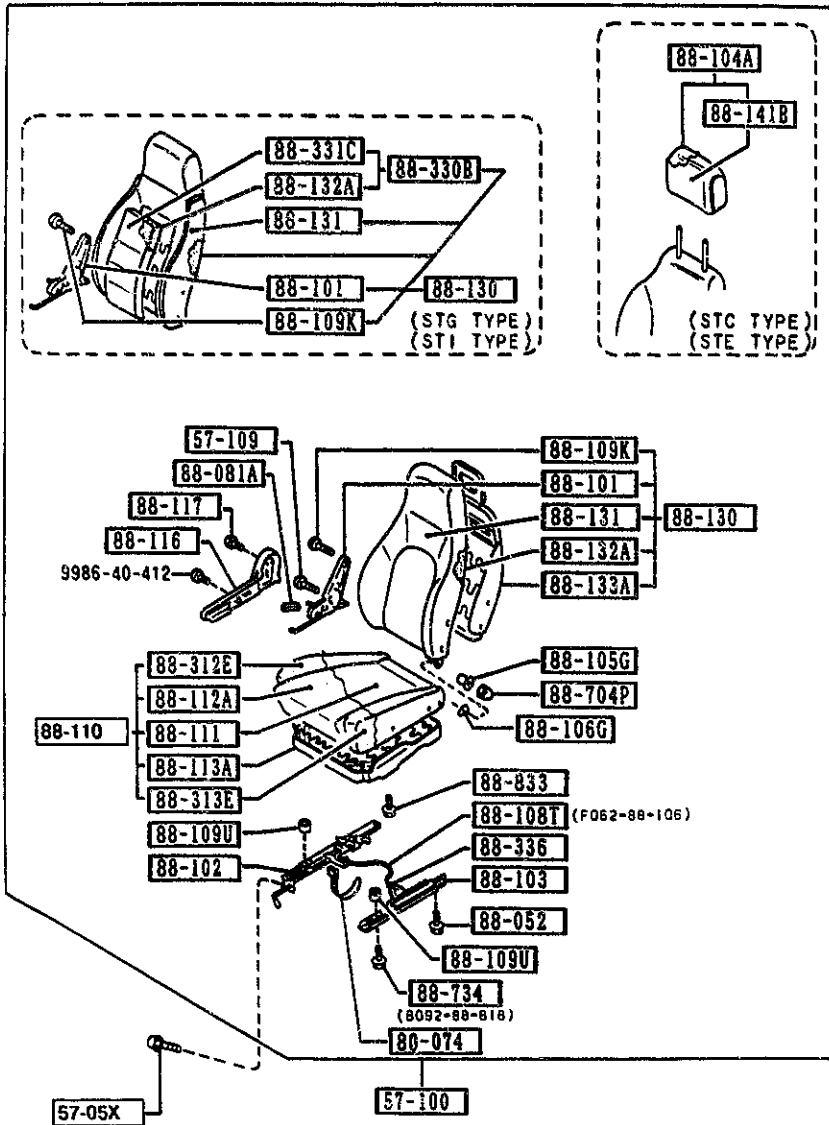
PART NO.	QTY	MODEL/RESTRICTION	MODEL/RESTRICTION	MODEL/RESTRICTION	FROM-TO
88-151		KNUCKLE(L), RECLINING			
FB01-88-151	1				
88-152		ADJUSTER NO.3			
FC01-88-152	1	BASE, TURBO, TURBO-0 PT, (STA TYPE) (STG TYPE) (STI TYPE)			
FC03-88-152	1	BASE-OPT-1, BASE-OPT-2, (STC TYPE) (STE TYPE)			
88-153		ADJUSTER NO.4			
FC01-88-153	1	BASE, TURBO, TURBO-0 PT, (STA TYPE) (STG TYPE) (STI TYPE)			
FC03-88-153	1	BASE-OPT-1, BASE-OPT-2, (STC TYPE) (STE TYPE)			
88-160		CUSHION(L), FRT SEAT			
FCX7-88-160A	1	TURBO, (STG TYPE)			
02	INT-	FD8 BLACK			
48	INT-	FD9 BLUE			
FCY5-88-160	1	TURBO-OPT, (STI TYPE)			
02	INT-	FD8 BLACK			
48	INT-	FD9 BLUE			
FC11-88-160A	1	BASE, (STA TYPE)			
02	INT-	FD8 BLACK			
48	INT-	FD9 BLUE			
FC13-88-160A	1	BASE-OPT-1, (STC TYPE)			
02	INT-	FD8 BLACK			
48	INT-	FD9 BLUE			
FC70-88-160	1	BASE-OPT-2, (STE TYPE)			
02	INT-	FD8 BLACK			

(4/4)
(THIS ILLUSTRATION CONSISTS OF 4 PAGES)



PART NO.	QTY	MODEL/RESTRICTION	MODEL/RESTRICTION	MODEL/RESTRICTION	FROM TO
CONT'D					
48	INT-	FD9 BLUE			
88-161		TRIM(L), SEAT CUSHION			
FC01-88-161A	1	BASE, (STA TYPE)			
02	INT-	FD8 BLACK			
48	INT-	FD9 BLUE			
FC03-88-161A	1	BASE-OPT-1, (STC TYPE)			
02	INT-	FD8 BLACK			
48	INT-	FD9 BLUE			
FC70-88-161A	1	BASE-OPT-2, (STE TYPE)			
02	INT-	FD8 BLACK			
48	INT-	FD9 BLUE			
88-162A		PAD(L), CUSHION-FRT			
FC01-88-162	1	BASE, (STA TYPE)			
FC03-88-162	1	BASE-OPT-1, BASE-OPT-2, (STC TYPE) (STE TYPE)			
88-163A		FRAME(L), CUSHION-FRT			
FC13-88-163A	1	BASE-OPT-1, BASE-OPT-2, (STC TYPE) (STE TYPE)			
88-166		COVER(L), KNUCKLE			
FC11-88-177A	1	BASE, TURBO, TURBO-0PT, (STA TYPE) (STG TYPE) (STI TYPE)			
02	INT-	FD8 FE1 BLACK			
48	INT-	FD9 BLUE			
FC13-88-177	1	BASE-OPT-1, BASE-OPT-2, (STC TYPE) (STE TYPE)			
02	INT-	FD8 FE1 BLACK			
48	INT-	FD9 BLUE			

(THIS ILLUSTRATION CONSISTS OF 4 PAGES)

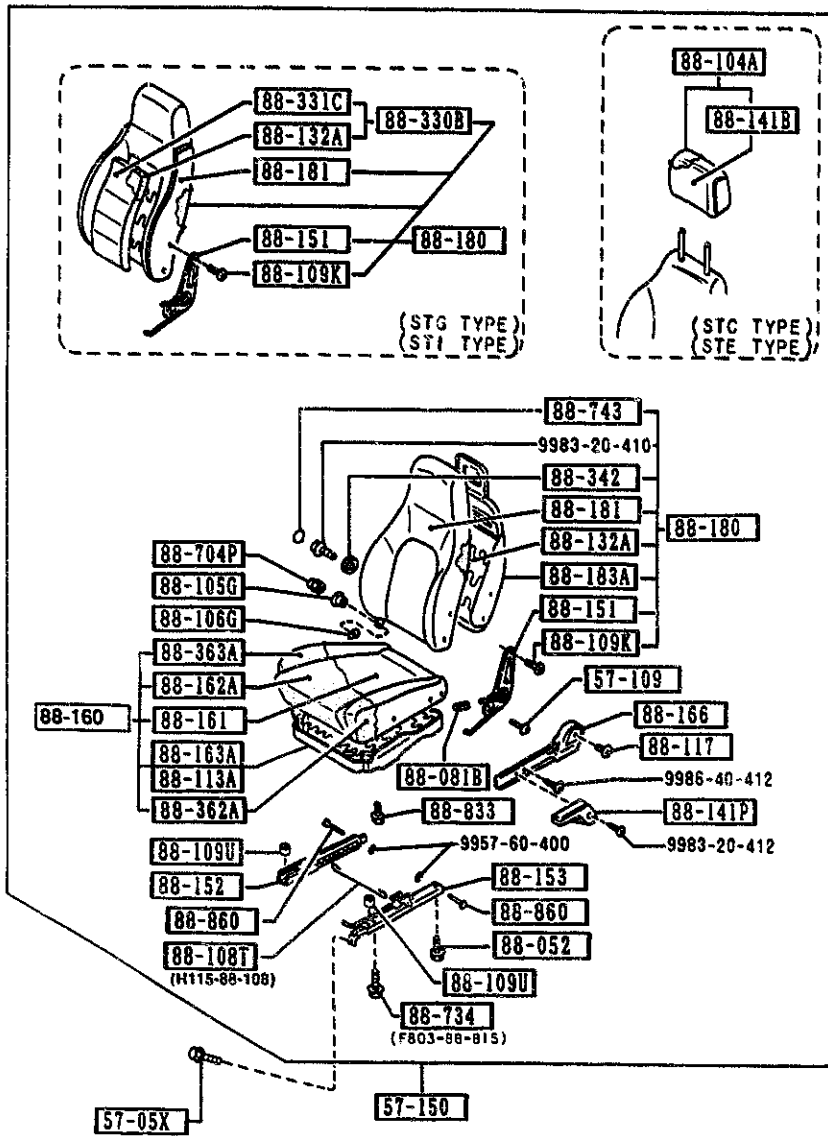


PART NO.	QTY	MODEL/RESTRICTION	MODEL/RESTRICTION	MODEL/RESTRICTION	FROM-TO
88-180		BACK(L), FRONT SEAT			
FB46-88-180	1	TURBO-OPT, (STI TYPE)			
02	INT-	FD8 BLACK			
48	INT-	FD9 BLUE			
FC01-88-180	1	BASE, (STA TYPE)			
02	INT-	FD8 BLACK			
48	INT-	FD9 BLUE			
FC03-88-180	1	BASE-OPT-1, (STC TYPE)			
02	INT-	FD8 BLACK			
48	INT-	FD9 BLUE			
FC07-88-180	1	TURBO, (STG TYPE)			
02	INT-	FD8 BLACK			
48	INT-	FD9 BLUE			
FC70-88-180	1	BASE-OPT-2, (STE TYPE)			
02	INT-	FD8 BLACK			
48	INT-	FD9 BLUE			
88-181		TRIM(L), SEAT BACK			
FB46-88-181	1	TURBO-OPT, (STI TYPE)			
02	INT-	FD8 BLACK			
48	INT-	FD9 BLUE			
FC01-88-181	1	BASE, (STA TYPE)			
02	INT-	FD8 BLACK			
48	INT-	FD9 BLUE			
FC03-88-181	1	BASE-OPT-1, (STC TYPE)			
02	INT-	FD8 BLACK			
19	INT-	FE0 RED			
48	INT-	FD9 BLUE			
FC07-88-181	1	TURBO, (STG TYPE)			
02	INT-	FD8 BLACK			

5700 FRONT SEATS
(COUPE)

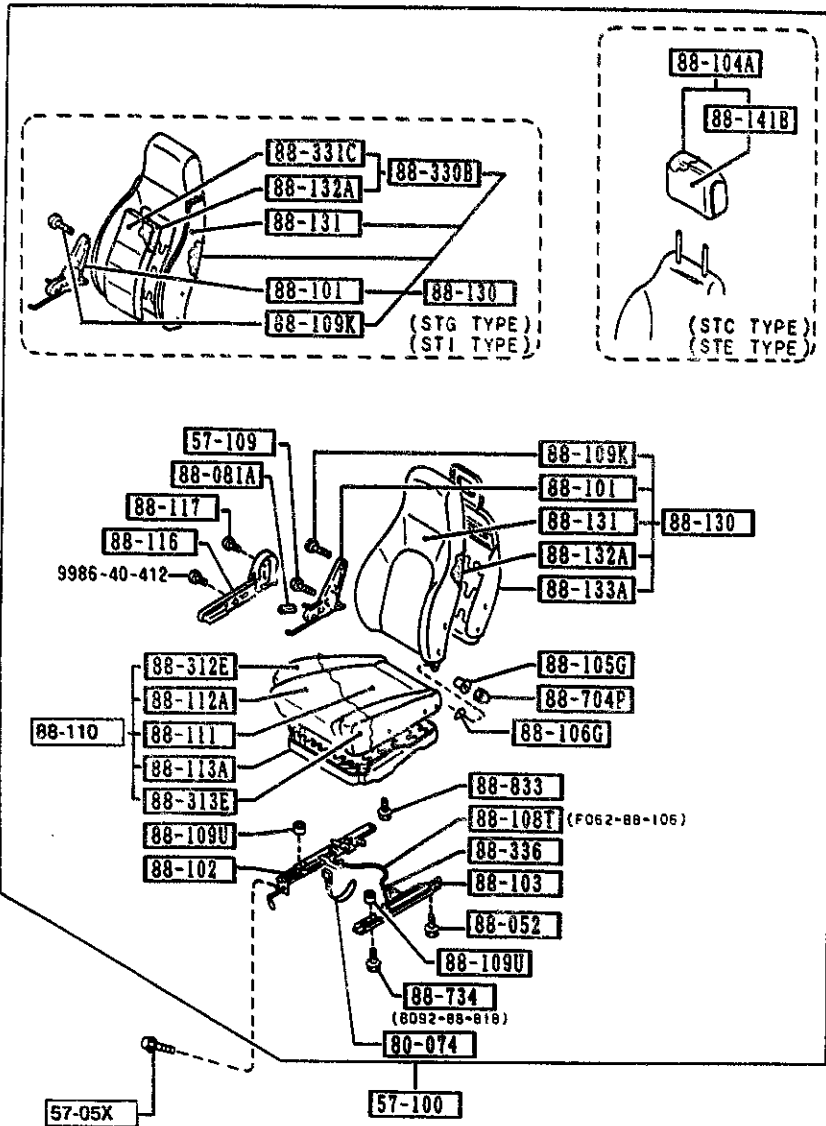
5700 -10 FRONT SEATS
(COUPE)

(4/4)
(THIS ILLUSTRATION CONSISTS OF 4 PAGES)



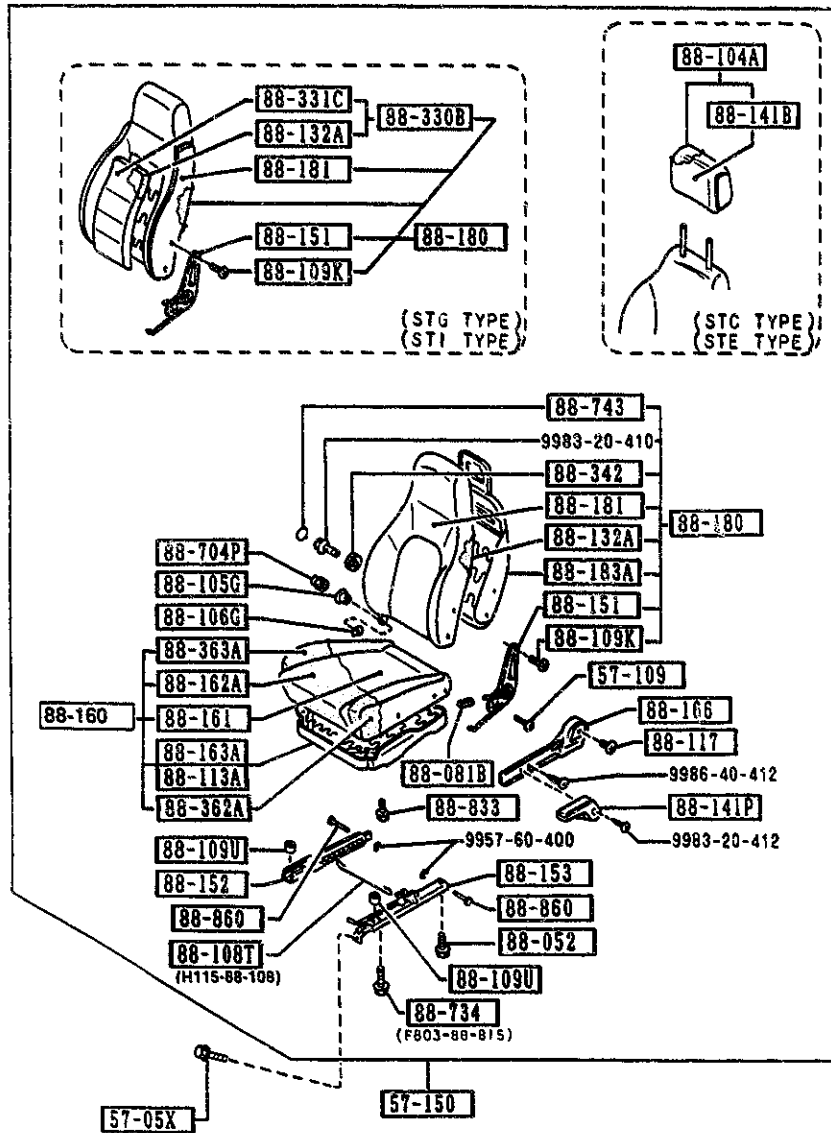
PART NO.	QTY	MODEL/RESTRICTION	MODEL/RESTRICTION	MODEL/RESTRICTION	FROM-TO
CONT'D					
48	INT-	FD9 BLUE			
FC70-88-181	1	BASE-OPT-2, (STE TYPE)			
02	INT-	FD8 BLACK			
48	INT-	FD9 BLUE			
88-183A		FRAME(L),BACK-FRT			
FC01-88-183	1	BASE, (STA TYPE)			
FC03-88-183	1	BASE-OPT-1, BASE-OPT-2, (STC TYPE) (STE TYPE)			
88-312E		PAD,SIDE-FRT CUSHION			
FC01-88-312	1	BASE, (STA TYPE)			
88-313E		PAD,SIDE-FRT CUSHION			
FC01-88-313A	1	BASE, (STA TYPE)			
88-330B		BACK(C),FRT SEAT			
FB46-88-330	2	TURBO-OPT, (STI TYPE)			
02	INT-	FD8 BLACK			
48	INT-	FD9 BLUE			
FC07-88-330	2	TURBO, (STG TYPE)			
02	INT-	FD8 BLACK			
48	INT-	FD9 BLUE			
88-331C		TRIM(C),FRT BACK			
FB46-88-331	2	TURBO-OPT, (STI TYPE)			
02	INT-	FD8 BLACK			
48	INT-	FD9 BLUE			
FC07-88-331	2	TURBO, (STG TYPE)			
02	INT-	FD8 BLACK			
48	INT-	FD9 BLUE			

(THIS ILLUSTRATION CONSISTS OF 4 PAGES)

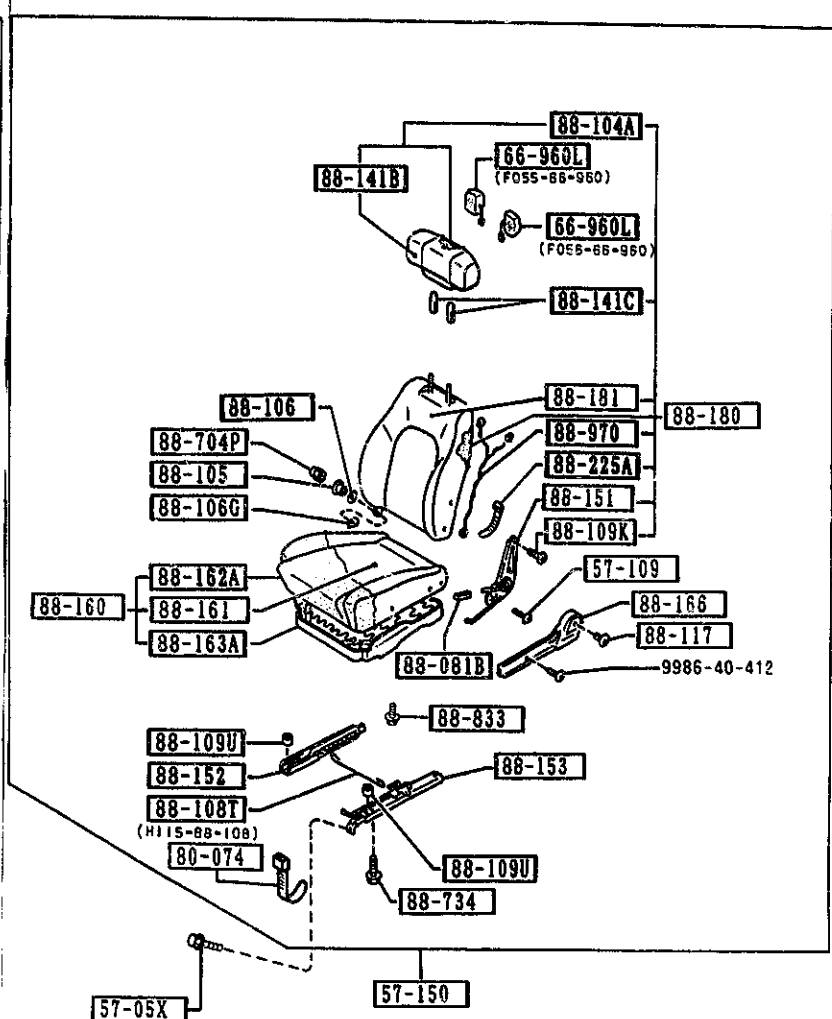
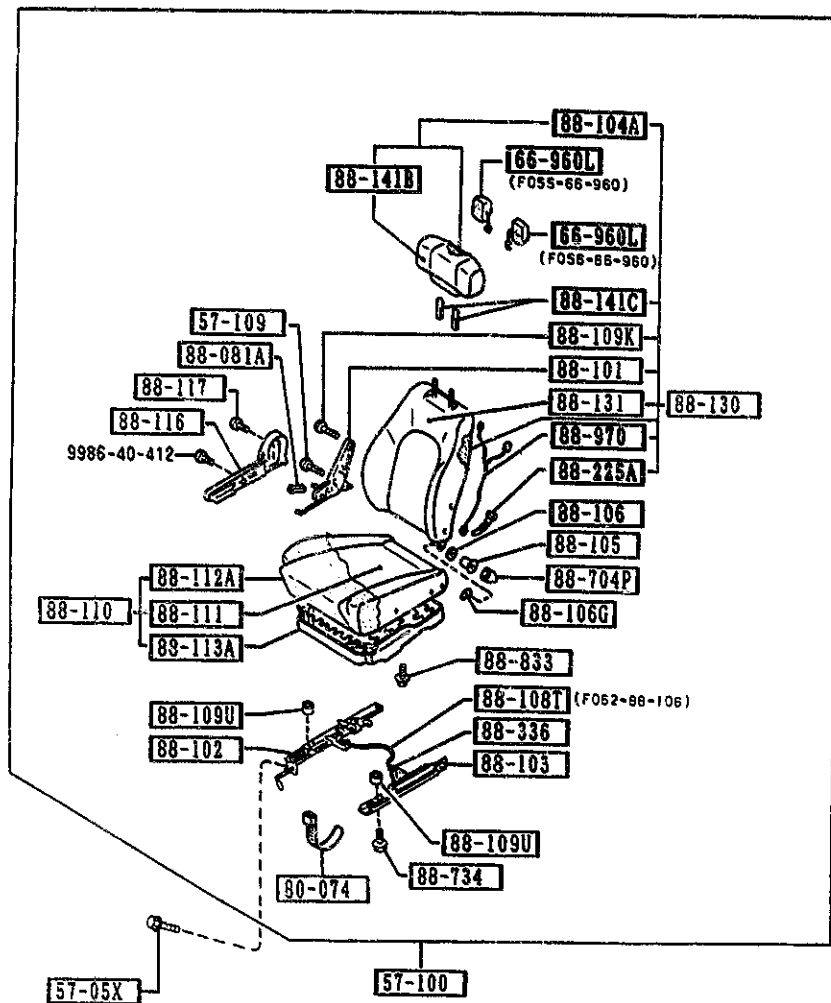


PART NO.	QTY	MODEL/RESTRICTION	MODEL/RESTRICTION	MODEL/RESTRICTION	FROM-TO
88-336		RING, STOPPER			
FA58-88-336	1				
88-342		DIAL, LUMBAR SUPPORT			
FB03-88-385	1	BASE-OPT-1, BASE-OPT-2, (STC TYPE) (STE TYPE)			
02	INT-	FD8 BLACK			
48	INT-	FD9 BLUE			
88-362A		PAD, SIDE-FRT CUSHION			
FC01-88-362	1	BASE, (STA TYPE)			
FC03-88-362A	1	BASE-OPT-1, BASE-OPT-2, (STC TYPE) (STE TYPE)			
88-363A		PAD, SIDE-FRT CUSHION			
FC01-88-363A	1	BASE, (STA TYPE)			
FC03-88-363A	1	BASE-OPT-1, BASE-OPT-2, (STC TYPE) (STE TYPE)			
88-704P		NUT			
B092-88-519	2				
88-734		BOLT			
FB03-88-815	2	BASE-OPT-1, BASE-OPT-2, (STC TYPE) (STE TYPE)			
B092-88-818	2	BASE-OPT-1, BASE-OPT-2, (STC TYPE) (STE TYPE)			
B092-88-818	4	BASE, (STA TYPE)			
88-743		COVER, DIAL			
FB03-88-386	1	BASE-OPT-1, BASE-OPT-2, (STC TYPE) (STE TYPE)			
02	INT-	FD8 BLACK			

(THIS ILLUSTRATION CONSISTS OF 4 PAGES)



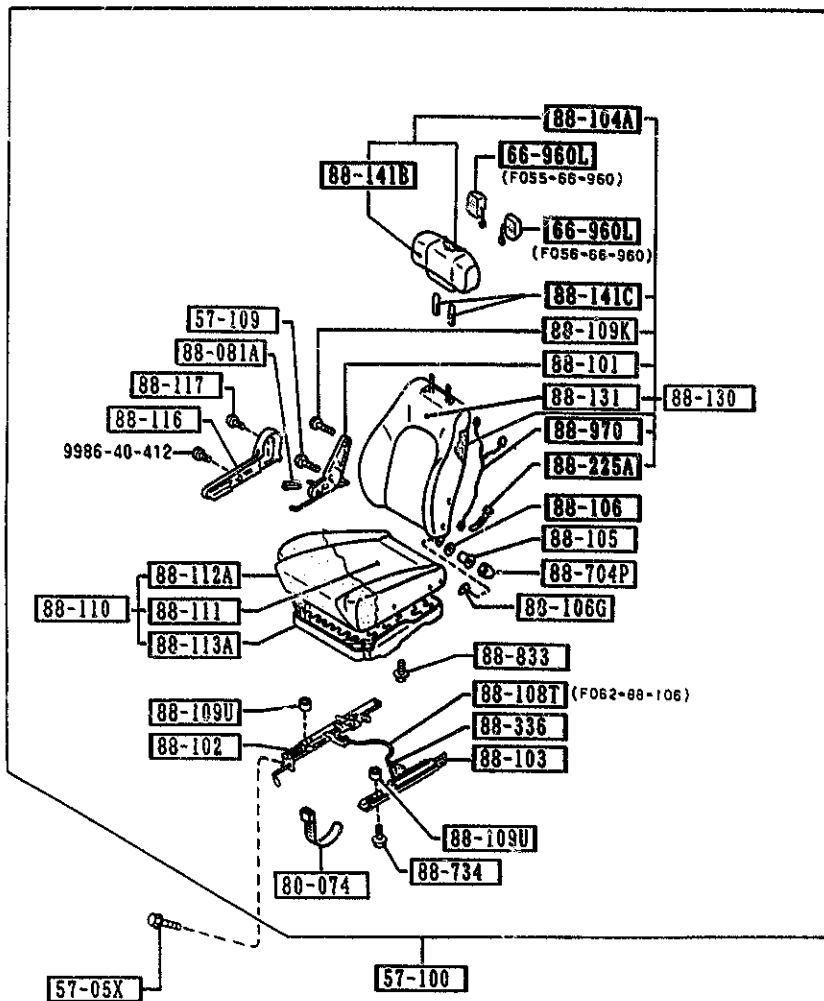
PART NO.	QTY	MODEL/RESTRICTION	MODEL/RESTRICTION	MODEL/RESTRICTION	FROM-TO
CONT'D					
48	INT-	FD9 BLUE			
88-833		BOLT, ADJUSTER-FRT SE AT			
F044-88-833	4	TURBO, TURBO-OPT, (STG TYPE) (STI TYPE)			
88-860		PIN, JOINT			
BA49-88-860	2	BASE-OPT-1, BASE-OPT-2, (STC TYPE) (STE TYPE)			



5700A FRONT SEATS
(CONVERTIBLE)

(1/2)

(THIS ILLUSTRATION CONSISTS OF 2 PAGES)



5700A -1 FRONT SEATS
(CONVERTIBLE)

PART NO.	QTY	MODEL/RESTRICTION	MODEL/RESTRICTION	MODEL/RESTRICTION	FROM-TO
57-05X B455-57-05X	8	BOLT, LINK			
57-100 FCY3-57-100	1	SEAT(R), FRONT			-2401
02	INT-	FD8 BLACK			
48	INT-	FD9 BLUE			
FC34-57-100C	1				2401-
02	INT-	FD8 BLACK			
48	INT-	FD9 BLUE			
57-109 0259-57-109	4	SCREW, KNUCKLE			
57-150 FCY3-57-150	1	SEAT(L), FRONT			-2401
02	INT-	FD8 BLACK			
48	INT-	FD9 BLUE			
FC34-57-150B	1				2401-
02	INT-	FD8 BLACK			
48	INT-	FD9 BLUE			
66-960L F055-66-960	2	SPEAKER(L), W/BOX & AMP			
F056-66-960	2				
80-074 3966-88-116	5	BAND			
88-081A B001-88-081	1	KNOB(R), KNUCKLE			
02	INT-	FD8 BLACK			
48	INT-	FD9 BLUE			
88-081B B001-88-091	1	KNOB(L), KNUCKLE			
02	INT-	FD8 BLACK			
48	INT-	FD9 BLUE			

AUFA03

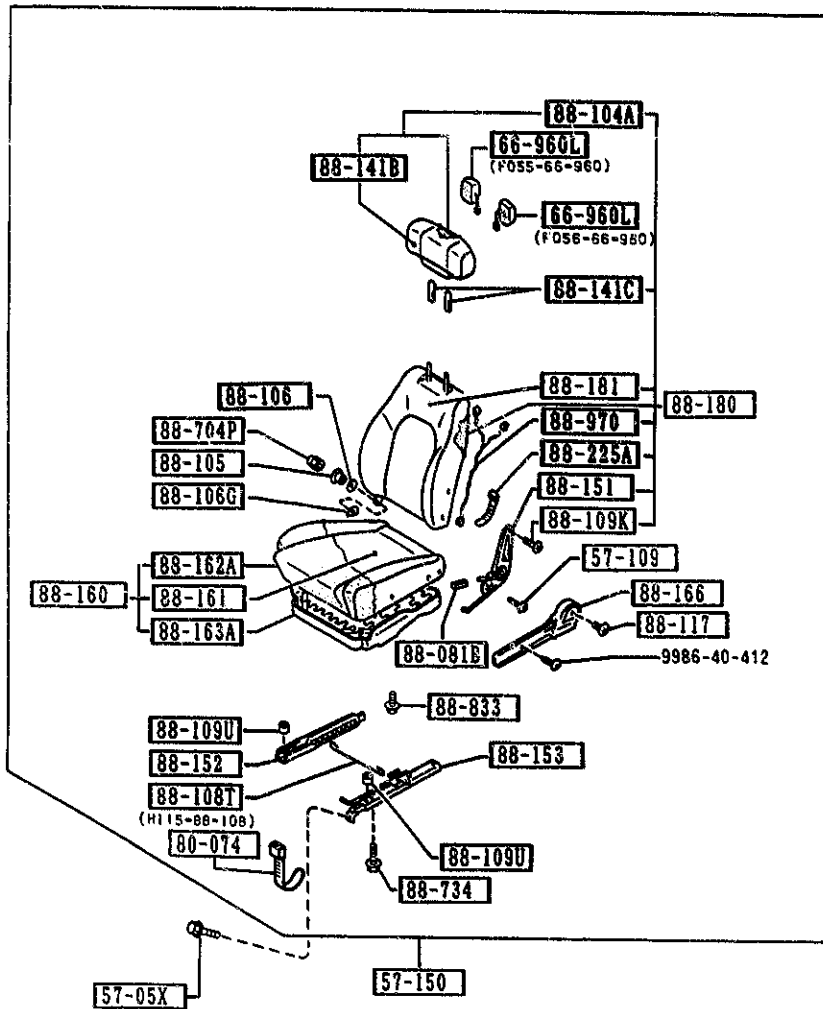
(CONT'D)

CAT. AUFA03-07

1993-12

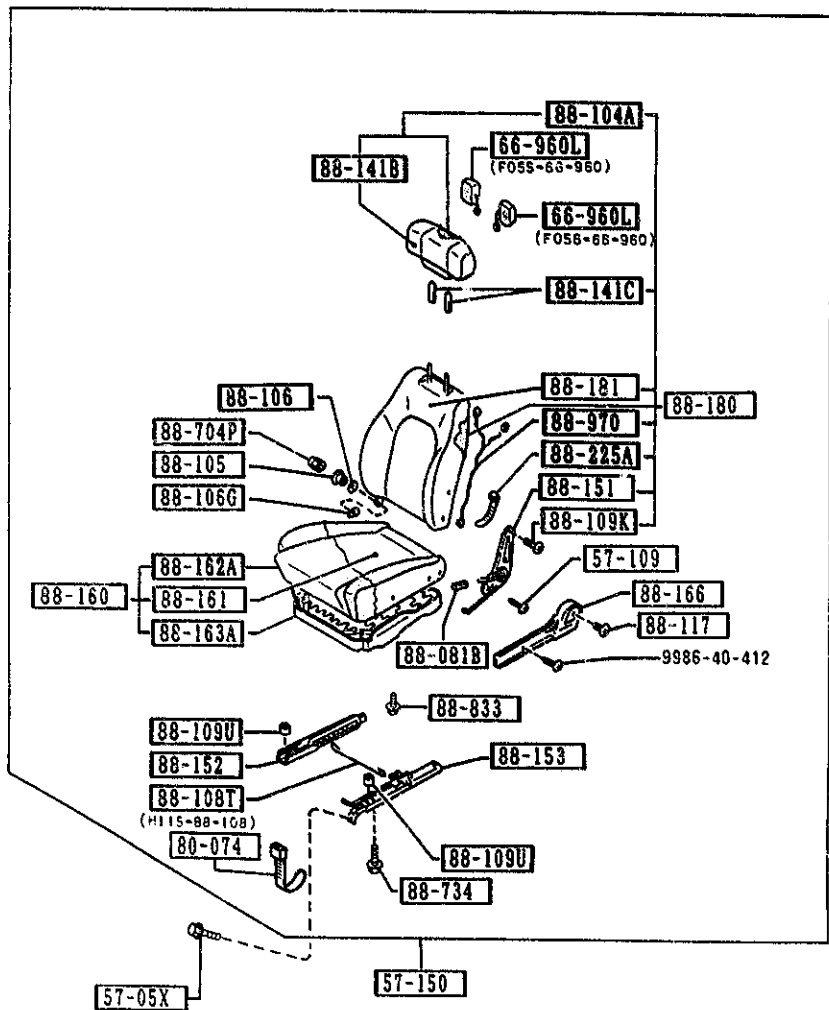
3+K12

(THIS ILLUSTRATION CONSISTS OF 2 PAGES)



PART NO.	QTY	MODEL/RESTRICTION	MODEL/RESTRICTION	MODEL/RESTRICTION	FROM-TO
88-101		KNUCKLE(R), RECLINING			
FB01-88-101	1				
88-102		ADJUSTER, NO. 1			
FC34-88-102A	1				
88-103		ADJUSTER, NO. 2			
FC34-88-103	1				
88-104A		RESTRAINT, HEAD			
FB69-88-140	2				
02	INT-	FD8 BLACK			
48	INT-	FD9 BLUE			
88-105		BUSH			
FB67-88-105	2				
88-106		WASHER			
FB67-88-107	2				
88-106G		WASHER, HINGE			
FB01-88-105	2				
88-108T		WIRE, RELEASE			
F062-88-106	1				
H115-88-108	1				
88-109K		SCREW, KNUCKLE			
B095-88-109	4				
88-109U		SPACER			
FB44-88-109	4				
88-110		CUSHION(R), FRT SEAT			
FB69-88-110	1				
02	INT-	FD8 BLACK			
48	INT-	FD9 BLUE			
88-111		TRIM(R), SEAT CUSHION			
FB69-88-111	1				

(THIS ILLUSTRATION CONSISTS OF 2 PAGES)

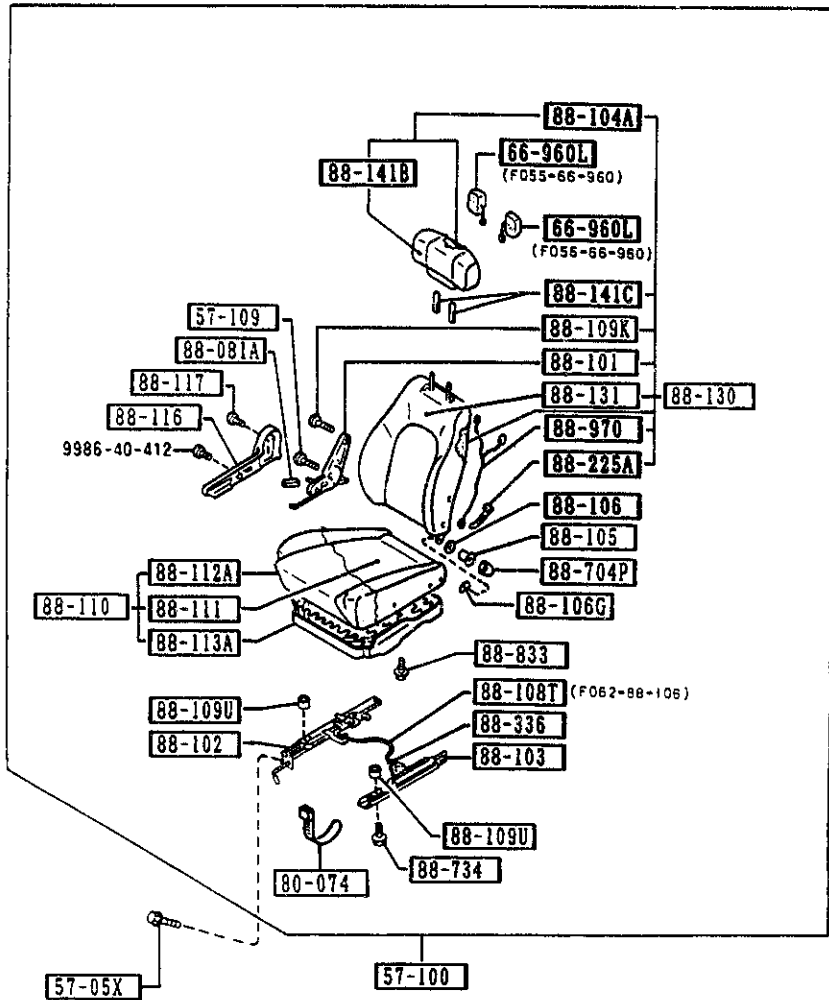


PART NO.	QTY	MODEL/RESTRICTION	MODEL/RESTRICTION	MODEL/RESTRICTION	FROM-10
88-152		ADJUSTER NO.3			
FC01-88-152	1				
88-153		ADJUSTER NO.4			
FC34-88-153	1				
88-160		CUSHION(L),FRT SEAT			
FC72-88-160	1				
02	INT-	FD8 BLACK			
48	INT-	FD9 BLUE			
88-161		TRIM(L),SEAT CUSHION			
FB69-88-161	1				
02	INT-	FD8 BLACK			
48	INT-	FD9 BLUE			
88-162A		PAD(L),CUSHION-FRT			
FB44-88-162	1				
88-163A		FRAME(L),CUSHION-FRT			
FC34-88-163	1				
88-166		COVER(L),KNUCKLE			
F044-88-177A	1				
02	INT-	FD8 FE1 BLACK			
48	INT-	FD9 BLUE			
88-180		BACK(L),FRONT SEAT			
FB69-88-180	1				
02	INT-	FD8 BLACK			
48	INT-	FD9 BLUE			
88-181		TRIM(L),SEAT BACK			
FB69-88-181	1				
02	INT-	FD8 BLACK			
48	INT-	FD9 BLUE			
88-225A		BAND			
FB68-88-115	2				

5700A FRONT SEATS
(CONVERTIBLE)

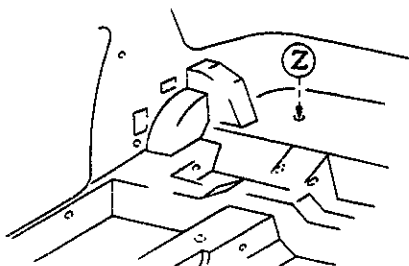
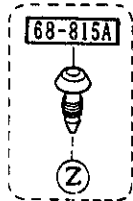
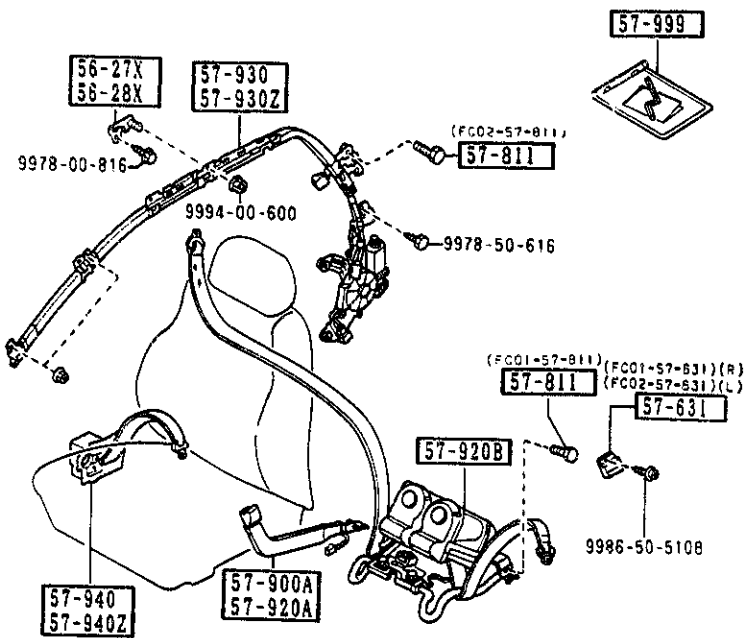
(1/2)

(THIS ILLUSTRATION CONSISTS OF 2 PAGES)



5700A -5 * FRONT SEATS
(CONVERTIBLE)

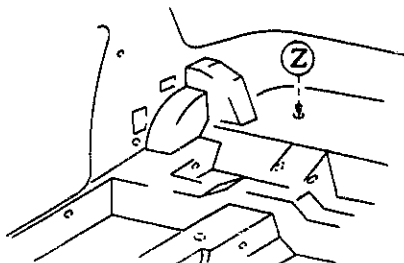
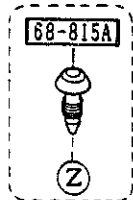
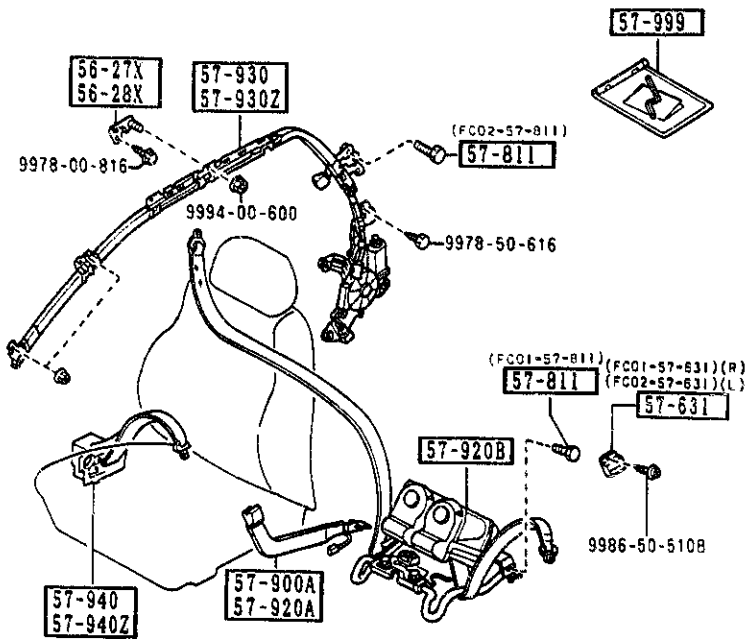
PART NO.	QTY	MODEL/RESTRICTION	MODEL/RESTRICTION	MODEL/RESTRICTION	FROM-TO
88-336		RING, STOPPER			
FA58-88-336	1				
88-704P		NUT			
B092-88-519	2				
88-734		BOLT			
B092-88-818	4				
88-833		BOLT, ADJUSTER-FRT SEAT			
F044-88-833	2				
88-970		CORD, SHORT-FRT SEAT BACK			
FB68-88-970	2				



PART NO.	QTY	MODEL/RESTRICTION	MODEL/RESTRICTION	MODEL/RESTRICTION	FROM-TO
56-27X		BRACKET(R), SEAT BELT			
FC01-56-27X	1				
56-28X		BRACKET(L), SEAT BELT			
FC01-56-28X	1				
57-631		COVER, ANCHOR			
FC01-57-631	1				
02	INT-	FD8 FE1 BLACK			
48	INT-	FD9 BLUE			
FC02-57-631	1				
02	INT-	FD8 FE1 BLACK			
48	INT-	FD9 BLUE			
57-811		BOLT, SEAT BELT			
FC01-57-811	2				
FC02-57-811	2				
57-900A		BELT 'A' (R), FRT SEAT			
FC01-57-620A	1				
02	INT-	FD8 FE1 BLACK			
48	INT-	FD9 BLUE			
57-920A		BELT 'A' (L), FRT SEAT			
FC01-57-680A	1				
02	INT-	FD8 FE1 BLACK			
48	INT-	FD9 BLUE			
57-920B		BELT, AUTO SHOULDER-R ETRAC			
FC01-57-920B	1				
02	INT-	FD8 BLACK			
48	INT-	FD9 BLUE			
57-930		BELT 'B' (R), AUTO SHOULDER			
FC01-57-930B	1				
57-930Z		BELT 'B' (L), AUTO SHOULDER			
FC01-57-990B	1				

5790 SEAT BELTS
(COUPE)

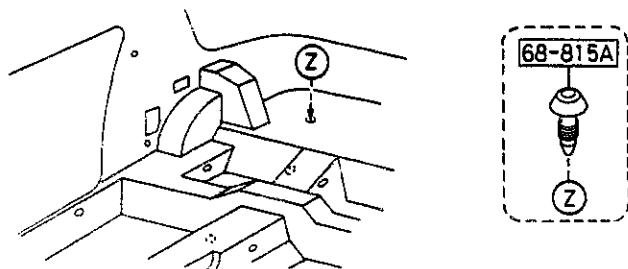
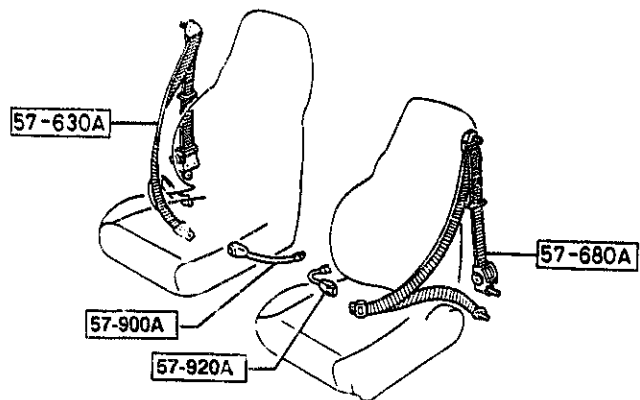
5790 -2 * SEAT BELTS
(COUPE)



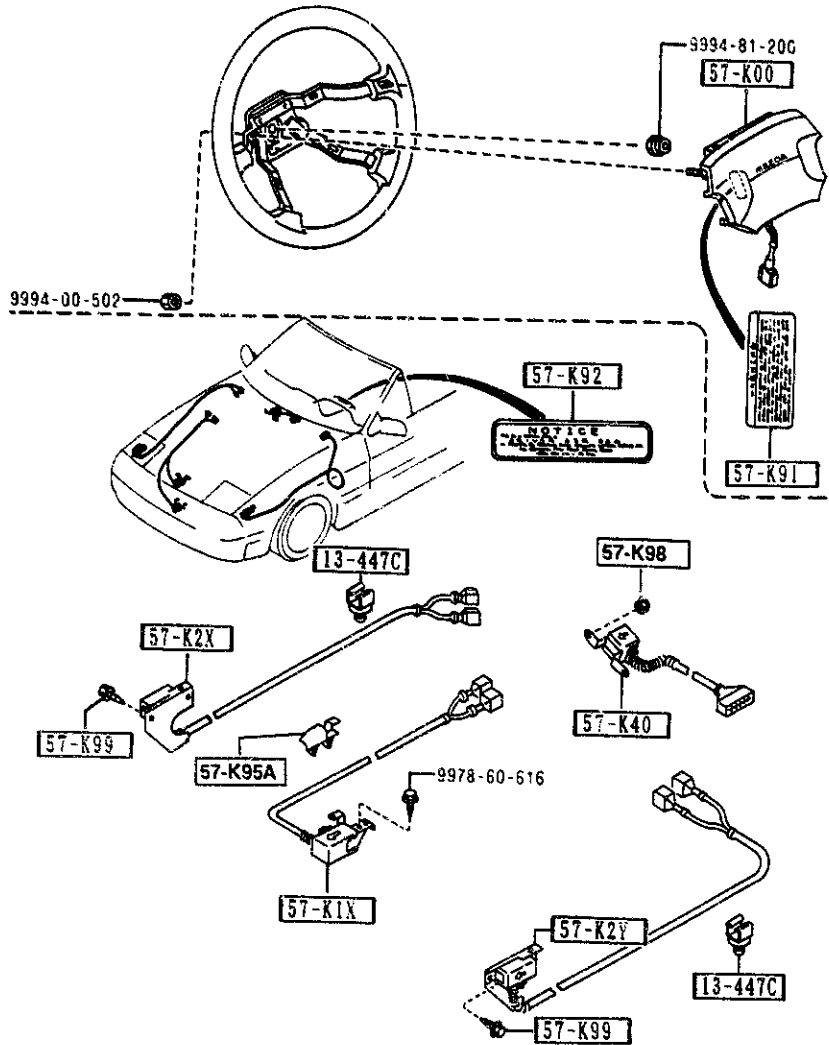
PART NO.	QTY	MODEL/RESTRICTION	MODEL/RESTRICTION	MODEL/RESTRICTION	FROM-TO
57-940		BELT(R), LAP			
FC01-57-940B	1				
02	INT-	FD8 BLACK			
48	INT-	FD9 BLUE			
57-940Z		BELT(L), LAP			
FC01-57-980B	1				
02	INT-	FD8 BLACK			
48	INT-	FD9 BLUE			
57-999		HANDLE, EMERGENCY			
FC01-57-999A	1				
68-815A		TACKER			
1011-68-815	2				

5790A SEAT BELTS
(CONVERTIBLE)

5790A -1 * SEAT BELTS
(CONVERTIBLE)



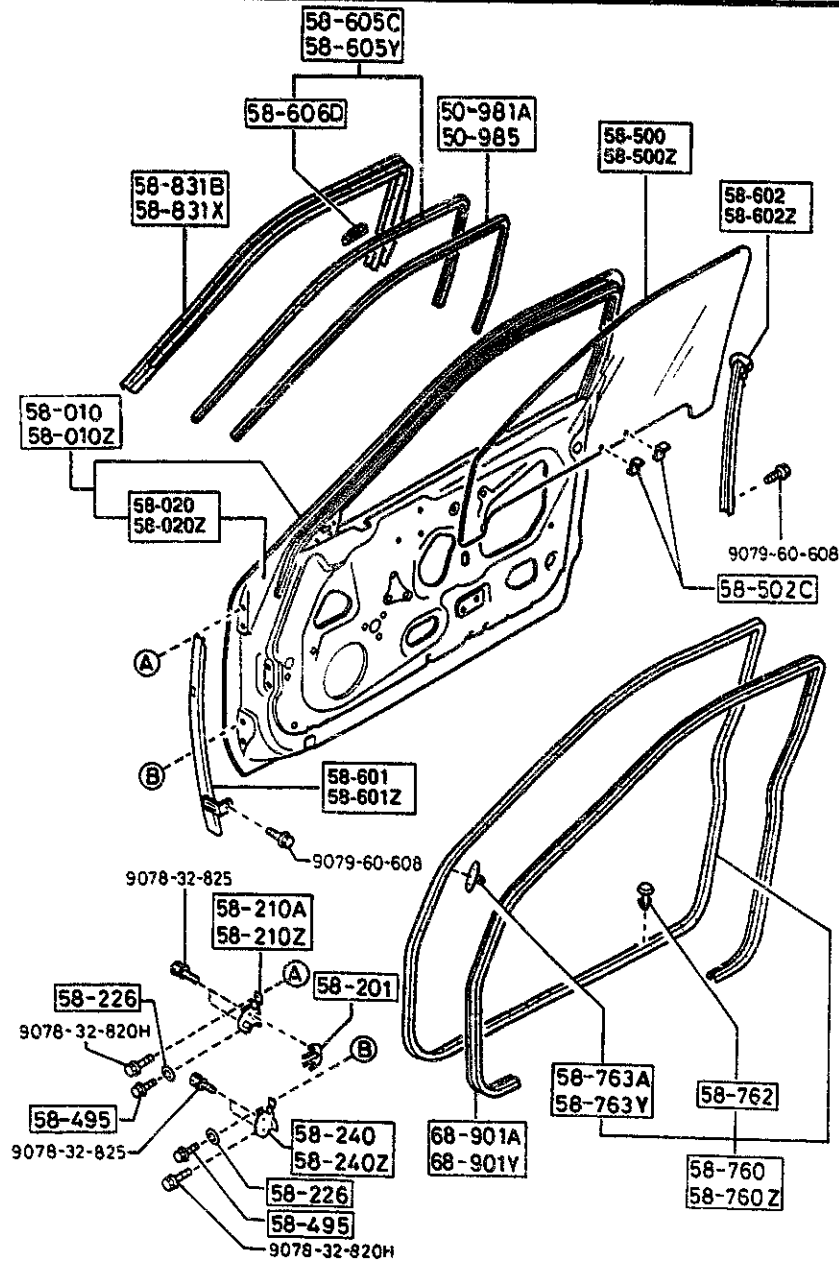
PART NO.	QTY	MODEL/RESTRICTION	MODEL/RESTRICTION	MODEL/RESTRICTION	FROM-TO
57-630A		BELT'B'(R),FRT SEAT			
FC33-57-630	1				
00	INT-	FD8 BLACK			
48	INT-	FD9 BLUE			
57-680A		BELT'B'(L),FRT SEAT			
FC66-57-690A	1				
00	INT-	FD8 BLACK			
48	INT-	FD9 BLUE			
57-900A		BELT'A'(R),FRT SEAT			
FB10-57-620C	1				
02	INT-	FD8 FE1 BLACK			
48	INT-	FD9 BLUE			
57-920A		BELT'A'(L),FRT SEAT			
FB10-57-680A	1				
02	INT-	FD8 FE1 BLACK			
48	INT-	FD9 BLUF			
68-815A		TACKER			
1011-68-815	2				



PART NO.	QTY	MODEL/RESTRICTION	MODEL/RESTRICTION	MODEL/RESTRICTION	FROM TO
13-447C		CLAMP, HOSE			
MJE39-13-447	2				
57-K00		MODULE, AIR BAG			
FC66-57-K00A	1				
57-K1X		SENSOR, AIR BAG			
FC66-57-K1XD	1				
57-K2X		SENSOR(R), AIR BAG			
FC66-57-K2XG	1				
57-K2Y		SENSGR(L), AIR BAG			
FC66-57-K2YG	1				
57-K40		SENSOR, AIR BAG-INNER			
FC66-57-K40B	1				
57-K91		LABEL 'A', CAUTION-A/B			
NA01-57-K91	1				
57-K92		LABEL 'B', CAUTION-A/B			
NA01-57-K92	1				
57-K95A		CLIP, AIR BAG			
FC67-57-K95	1				
57-K98		NUT			
FC66-57-K98	2				
57-K99		SCREW, TAPPING			
FC66-57-K99	4				

5800 FRONT DOORS
(COUPE)

5800 -1 FRONT DOORS
(COUPE)



PART NO.	QTY	MODEL/RESTRICTION	MODEL/RESTRICTION	MODEL/RESTRICTION	FROM-TO
50-981A		MOULD(R), SASH-DOOR			
FB01-50-981B	1				
50-985		MOULD(L), SASH-DOOR			
FB01-50-985B	1				
58-010		BODY(R), FRONT DOOR			
FC01-58-020A AN(FC01-58-020B)	1				-0A01
FC01-58-020B	1				0A01-
58-010Z		BODY(L), FRONT DOOR			
FC01-59-020A AN(FC01-59-020B)	1				-0A01
FC01-59-020B	1				0A01-
58-020		PANEL(R), OUT.-FRT DOOR			
FC01-58-031 AN(FC01-58-031A)	1				-0A01
FC01-58-031A	1				0A01-
58-020Z		PANEL(L), OUT.-FRT DOOR			
FC01-59-031 AN(FC01-59-031A)	1				-0A01
FC01-59-031A	1				0A01-
58-201		SHIM, HINGE-DOOR			
B092-58-201A	2				
58-210A		HINGE, DOOR			
FB67-58-210	1				
58-210Z		HINGE(L), DOOR-UPPER			
FB67-59-210	1				
58-226		WASHER, SETTING			
GJ21-58-226	4				
58-240		HINGE(R), DOOR-LOWER			
FB67-58-240	1				
0A01 FC3***-902450					

AUFA03

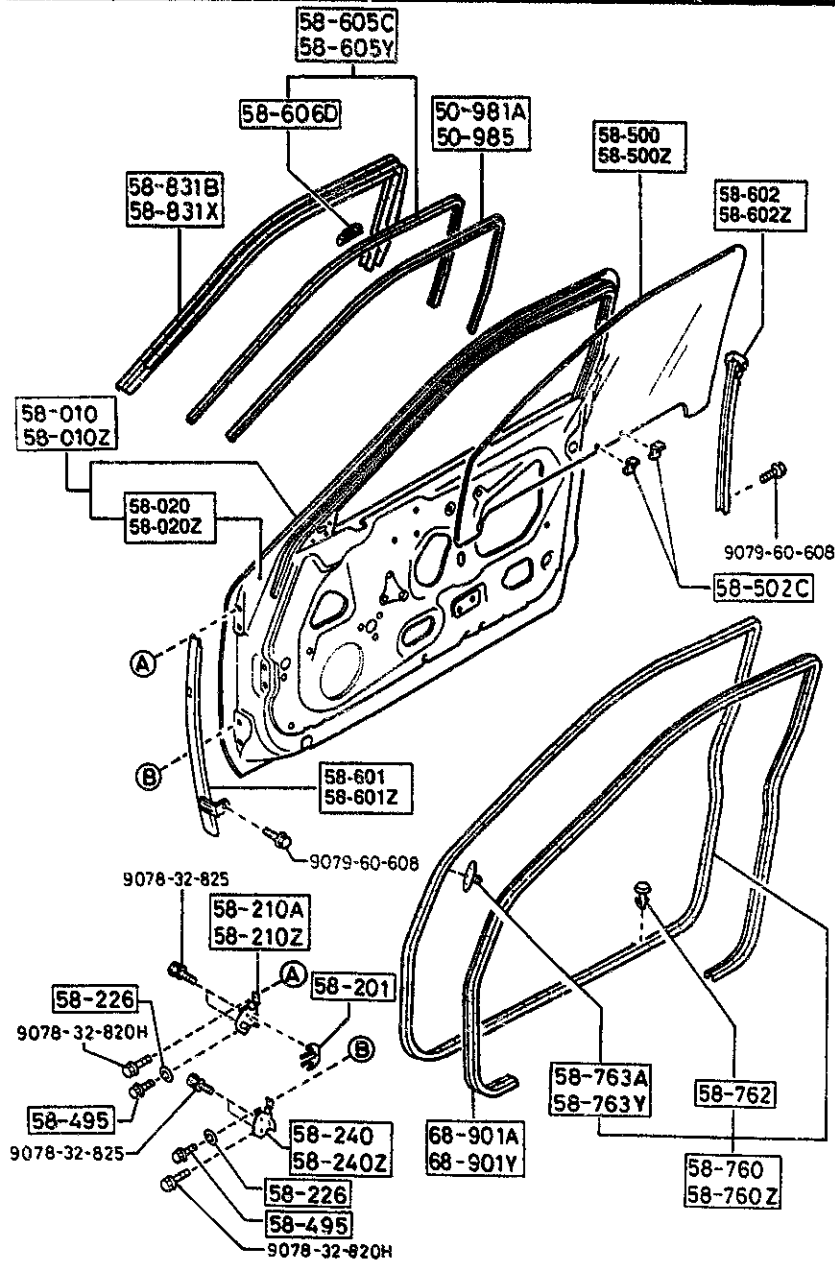
CAT. AUFA03-07

1993-12

3-H13

5800 FRONT DOORS
(COUPE)

5800 -2 FRONT DOORS
(COUPE)



PART NO.	QTY	MODEL/RESTRICTION	MODEL/RESTRICTION	MODEL/RESTRICTION	FROM-TO
58-240Z FB67-59-240	1	HINGE(L), DOOR-LOWER			
58-495 BA54-58-225	4	BOLT, SET			
58-500 FB01-58-511	1	GLASS(R), DOOR-FRT BLUE			
58-500Z FB01-59-511	1	GLASS(L), DOOR-FRT			
58-502C S084-58-502	4	GROMMET, SCREW			
58-601 FB01-58-603B	1	GUIDE 'A' (R), GLASS			
58-601Z FB01-59-603B	1	GUIDE 'A' (L), GLASS			
58-602 FB01-58-604A	1	GUIDE 'B' (R), GLASS			
58-602Z FB01-59-604A	1	GUIDE 'B' (L), GLASS			
58-605C FB01-58-60XD	1	CHANNEL (R), GLASS RUN			
58-605Y FB01-59-60XD	1	CHANNEL (L), GLASS RUN			
58-606D FB01-58-606A	2	ADJUSTER, GLASS-FRT D OOR			
58-760 FB01-58-760C	1	WEATHERSTRIP (R), DOOR			
58-760Z		WEATHERSTRIP (L), DOOR			

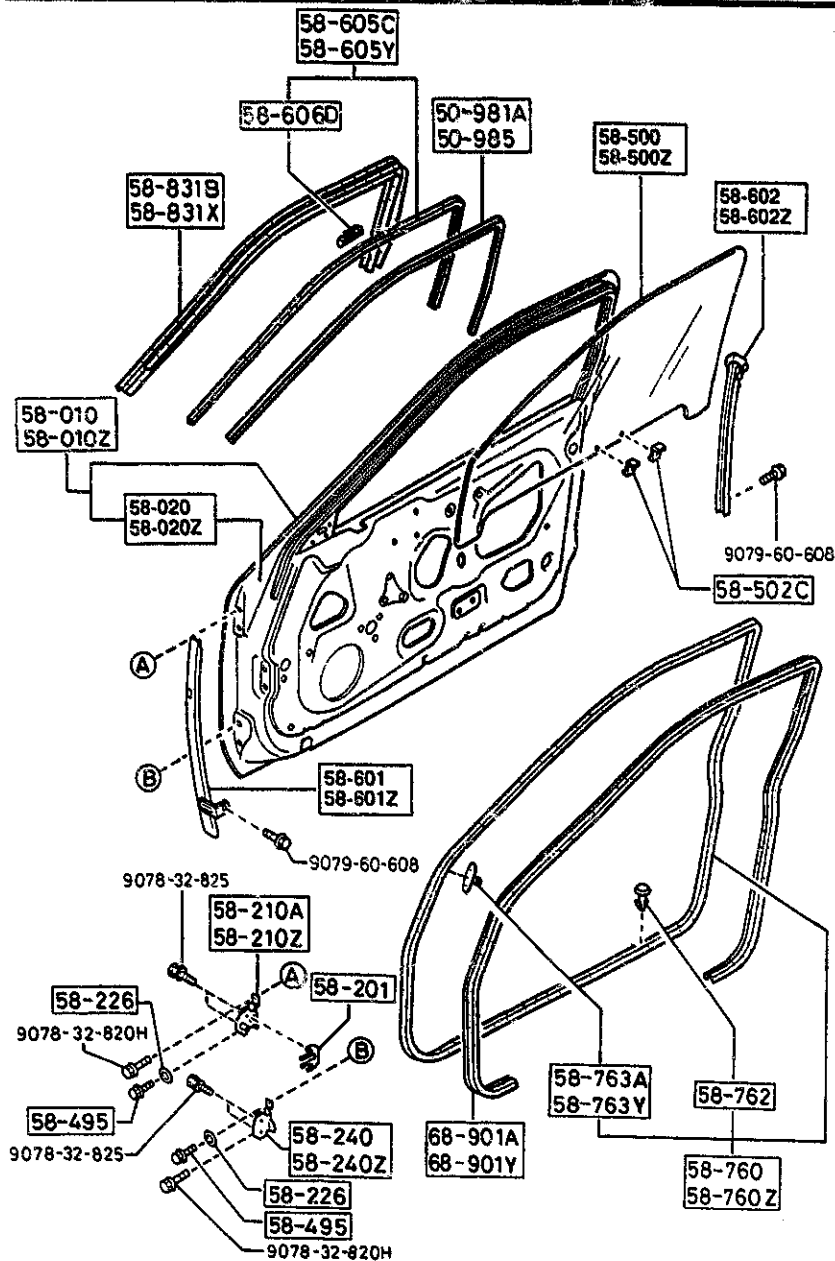
AUFA03

CAT. AUFA03-07

1993-12

5800 FRONT DOORS (COUPE)

5800 -3 W FRONT DOORS (COUPE)



PART NO.	QTY	MODEL/RESTRICTION	MODEL/RESTRICTION	MODEL/RESTRICTION	FROM-TO
CONT'D					
FB01-59-760C	1				
58-762		FASTENER			
G031-58-762	52				
58-763A		FASTENER(R)			
FB02-58-762A	2				
58-763Y		FASTENER(L)			
FB02-59-762A	2				
58-831B		WEATHERSTRIP(R), RAIN RAIL			
FB01-58-831E	1				
58-831X		WEATHERSTRIP(L), RAIN RAIL			
FB01-59-831E	1				
68-901A		WELT(R), SEAMING			
FB01-68-911	1				
02	INT-	FD8 FE1 BLACK			
48	INT-	FD9 BLUE			
68-901Y		WELT(L), SEAMING			
FB01-68-912	1				
02	INT-	FD8 FE1 BLACK			
48	INT-	FD9 BLUE			

AUFA03

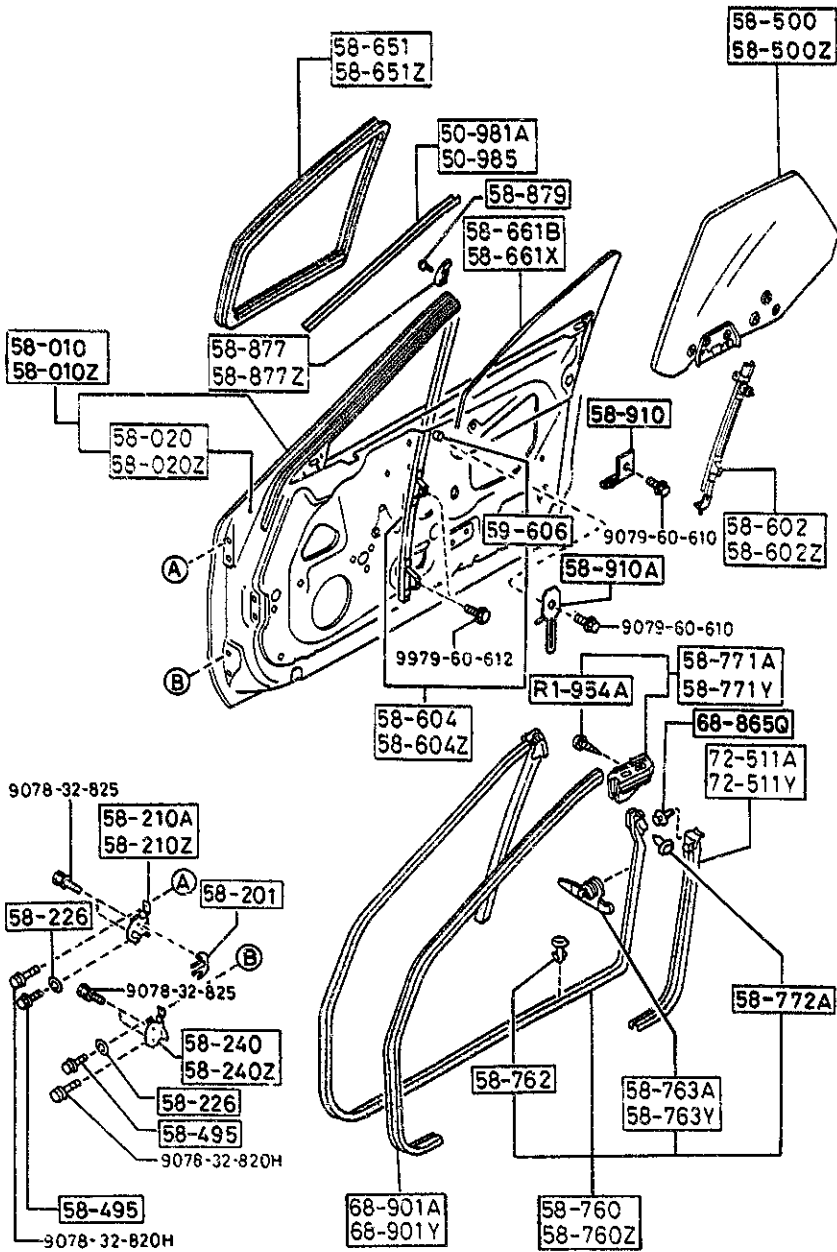
CAT. AUFA03-07

1993-12

3-J13

5800A FRONT DOORS
(CONVERTIBLE)

5800A -1 FRONT DOORS
(CONVERTIBLE)



PART NO.	QTY	MODEL/RESTRICTION	MODEL/RESTRICTION	MODEL/RESTRICTION	FRONT TO
R1-954A		HOOK, SCREW-QTR TRIM			
FB67-R1-954A	2				
50-981A		MOULD(R), SASH-DOOR			
FB67-50-981A	1				
50-985		MOULD(L), SASH-DOOR			
FB67-50-985A	1				
58-010		BODY(R), FRONT DOOR			
FC33-58-020A AN(FC33-58-020B)	1				-0A01
FC33-58-020B	1				0A01-
58-010Z		BODY(L), FRONT DOOR			
FC33-59-020A AN(FC33-59-020B)	1				-0A01
FC33-59-020B	1				0A01-
58-020		PANEL(R), OUT.-FRT DOOR			
FC33-58-031 AN(FC33-58-031A)	1				-0A01
FC33-58-031A	1				0A01-
58-020Z		PANEL(L), OUT.-FRT DOOR			
FC33-59-031 AN(FC33-59-031A)	1				-0A01
FC33-59-031A	1				0A01-
58-201		SHIM, HINGE-DOOR			
B092-58-201A	2				
58-210A		HINGE, DOOR			
FB67-58-210	1				
58-210Z		HINGE(L), DOOR-UPPER			
FB67-59-210	1				
58-226		WASHER, SETTING			
GJ21-58-226	4				

0A01 FC33-902450

AUFA03

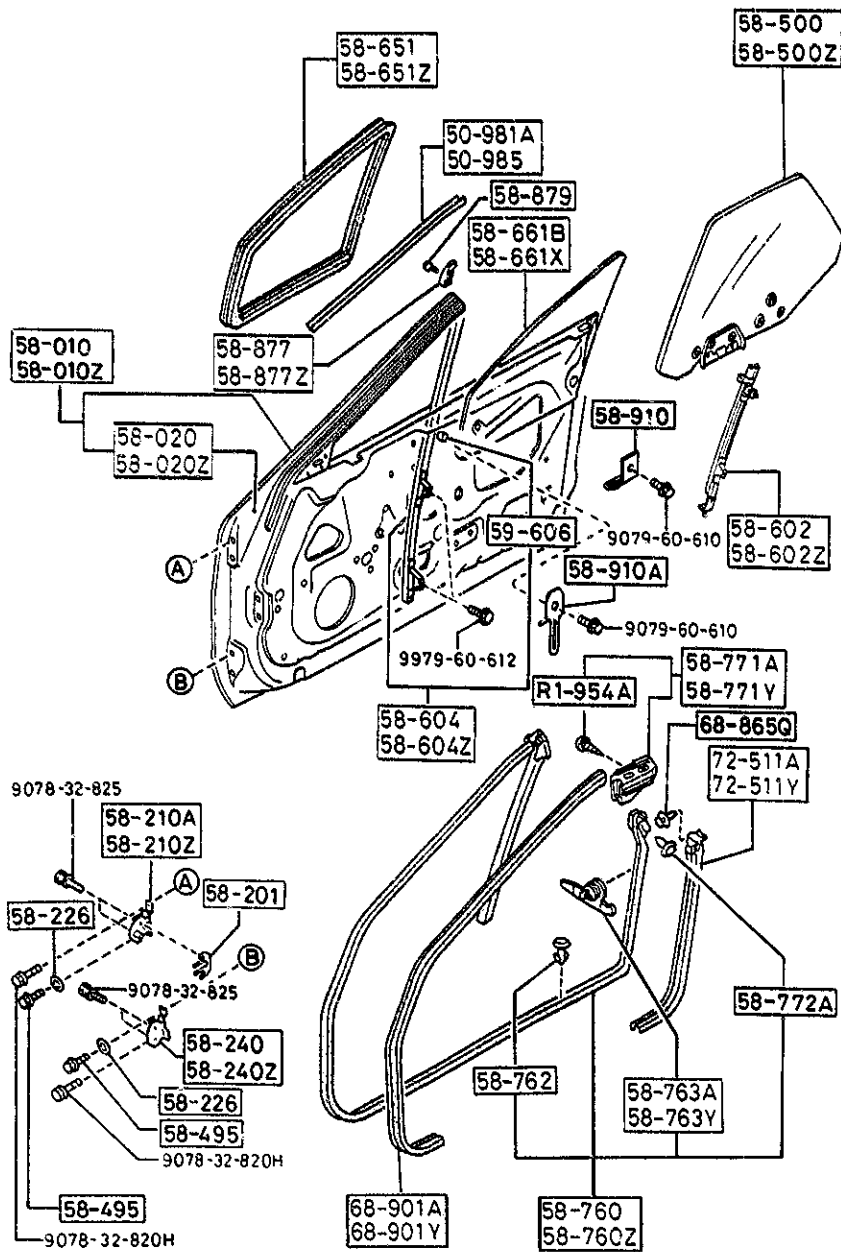
CAT. AUFA03-07

1993-12

3-K13

5800A FRONT DOORS
(CONVERTIBLE)

5800A -2 FRONT DOORS
(CONVERTIBLE)



PART NO.	QTY	MODEL/RESTRICTION	MODEL/RESTRICTION	MODEL/RESTRICTION	FROM-TO
58-240		HINGE (R), DOOR-LOWER			
FB67-58-240	1				
58-240Z		HINGE (L), DOOR-LOWER			
FB67-59-240	1				
58-495		BOLT, SET			
BA54-58-225	4				
58-500		GLASS (R), DOOR-FRT			
FB67-58-510C	1				
58-500Z		GLASS (L), DOOR-FRT			
FB67-59-510C	1				
58-602		GUIDE 'B' (R), GLASS			
FB67-58-61XB	1				
58-602Z		GUIDE 'B' (L), GLASS			
FB67-59-61XB	1				
58-604		CHANNEL (R), DIVISION-DOOR			
FB67-58-6A0A	1				
58-604Z		CHANNEL (L), DIVISION-DOOR			
FB67-59-6A0A	1				
58-651		WEATHERSTRIP (R)			
FB67-58-651	1				
58-651Z		WEATHERSTRIP (L)			
FB67-59-651	1				
58-661B		GLASS (R), QUARTER-F. DOOR			
FB67-58-661B	1				
58-661X		GLASS (L), QUARTER-F. DOOR			
FB67-59-661B	1				
58-760		WEATHERSTRIP (R), DOOR			
FB67-58-760B	1				

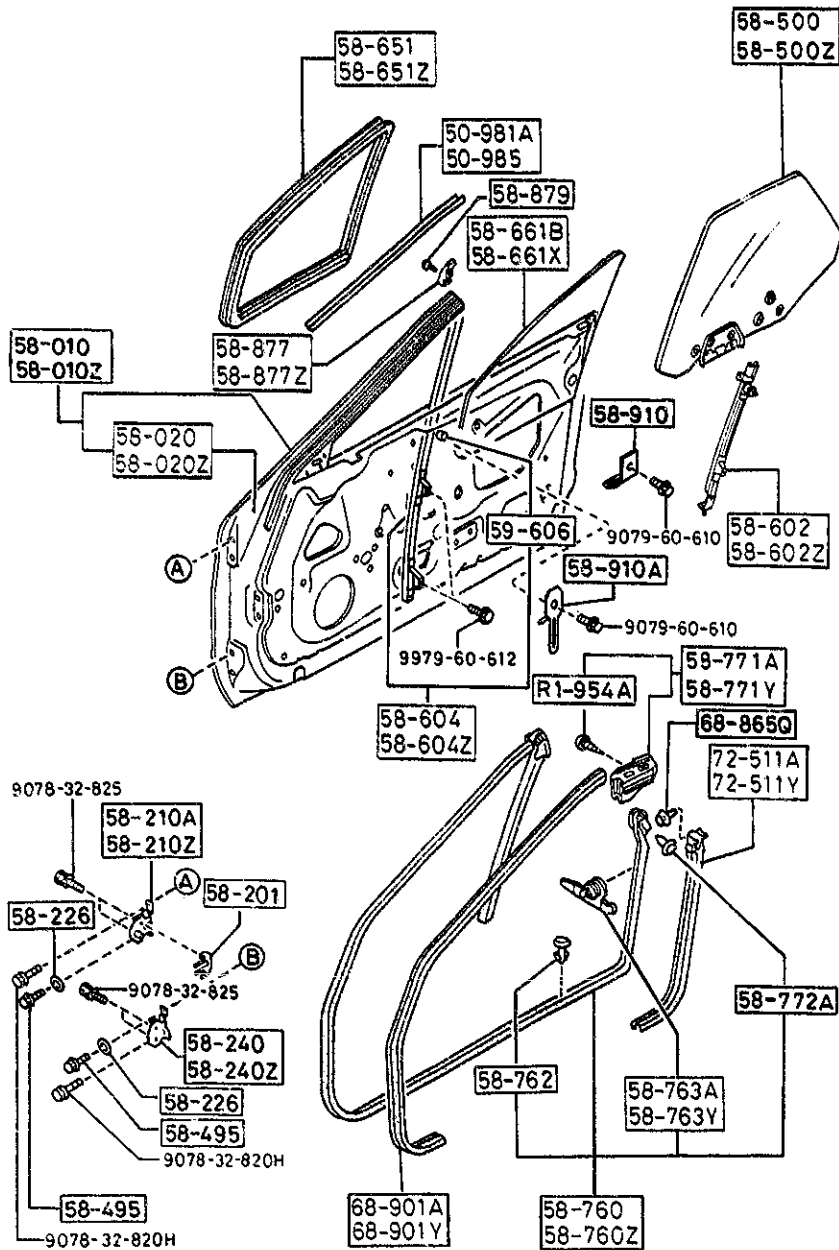
AUFA03

CAT. AUFA03-07

1993-12

5800A FRONT DOORS
(CONVERTIBLE)

5800A -3 FRONT DOORS
(CONVERTIBLE)



PART NO.	QTY	MODEL/RESTRICTION	MODEL/RESTRICTION	MODEL/RESTRICTION	FRON-10
58-760Z		WEATHERSTRIP(L), DOOR			
FB67-59-760B	1				
58-762		FASTENER			
G031-58-762	52				
58-763A		FASTENER(R)			
FB02-58-762A	2				
58-763Y		FASTENER(L)			
FB02-59-762A	2				
58-771A		WEATHERSTRIP(R), CAB. SIDE			
FB67-58-770F	1				
58-771Y		WEATHERSTRIP(L), CAB. SIDE			
FB67-59-770F	1				
58-772A		FASTENER			
1011-58-772	4				
58-877		PRGTECTOR(R), DOOR SA SH			
FB67-58-877C	1				
58-877Z		PROTECTOR(L), DOOR SA SH			
FB67-59-877C	1				
58-879		SCREW, PROTECTOR-SASH			
FB67-58-879	4				
58-910		STOPPER, GLASS			
H272-58-911	2				
58-910A		STOPPER, GLASS			
FB67-58-910	2				
59-606		PROTR. STUD-DIVISION CHAN			
FB67-59-606	2				
68-865Q		FASTENER			
GJ21-68-885B	2				

AUFA03

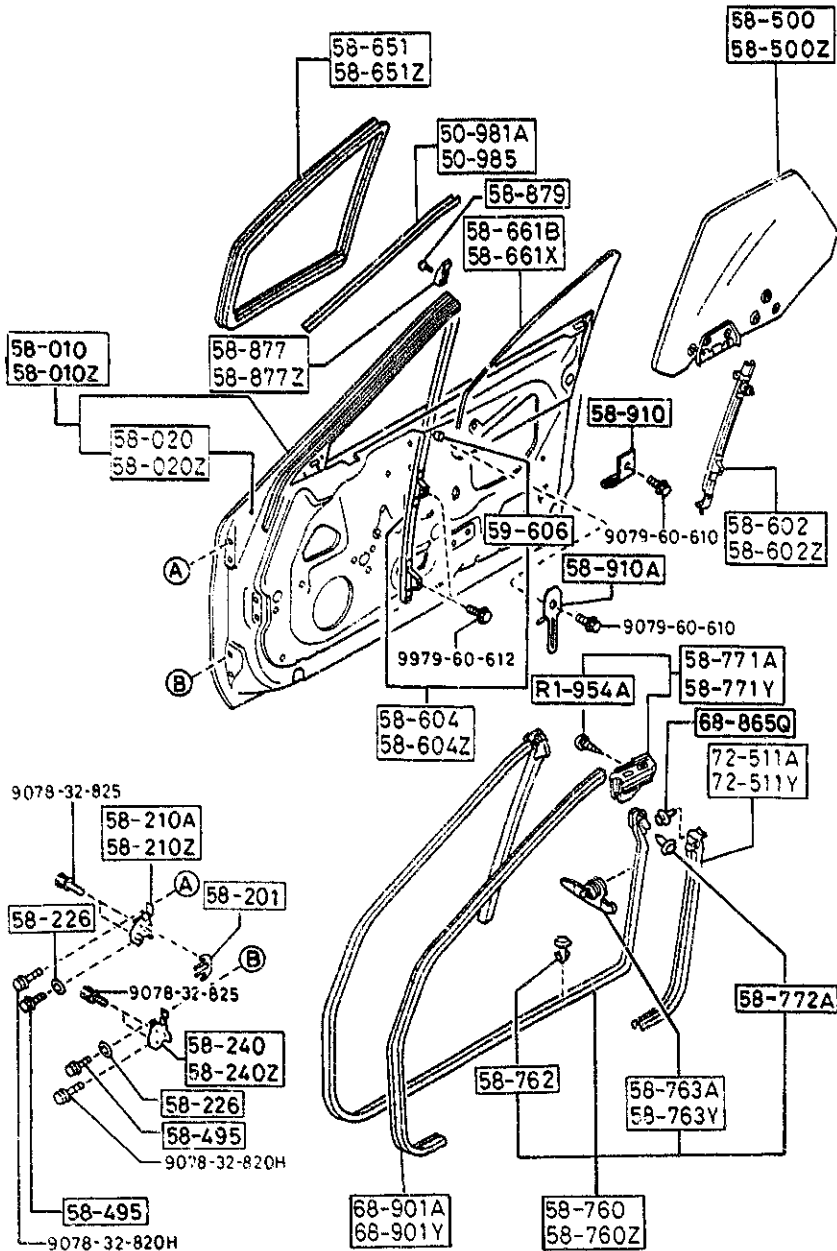
CAT. AUFA03-07

1993-12

3-M13

5800A FRONT DOORS
(CONVERTIBLE)

5800A -4 * FRONT DOORS
(CONVERTIBLE)



PART NO.	QTY	MODEL/RESTRICTION	MODEL/RESTRICTION	MODEL/RESTRICTION	FRONT
CONT'D					
02	INT-	FD8 FE1 BLACK			
48	INT-	FD9 BLUE			
		68-901A	WELT(R), SEAMING		
FB67-68-911C	1				
02	INT-	FD8 FE1 BLACK			
48	INT-	FD9 BLUE			
		68-901Y	WELT(L), SEAMING		
FB67-68-912C	1				
02	INT-	FD8 FE1 BLACK			
48	INT-	FD9 BLUE			
		72-511A	WELT(R), SEAMING		
FB67-68-921A	1				
02	INT-	FD8 FE1 BLACK			
48	INT-	FD9 BLUE			
		72-511Y	WELT(L), SEAMING		
FB67-68-922A	1				
02	INT-	FD8 FE1 BLACK			
48	INT-	FD9 BLUE			

AUFA03

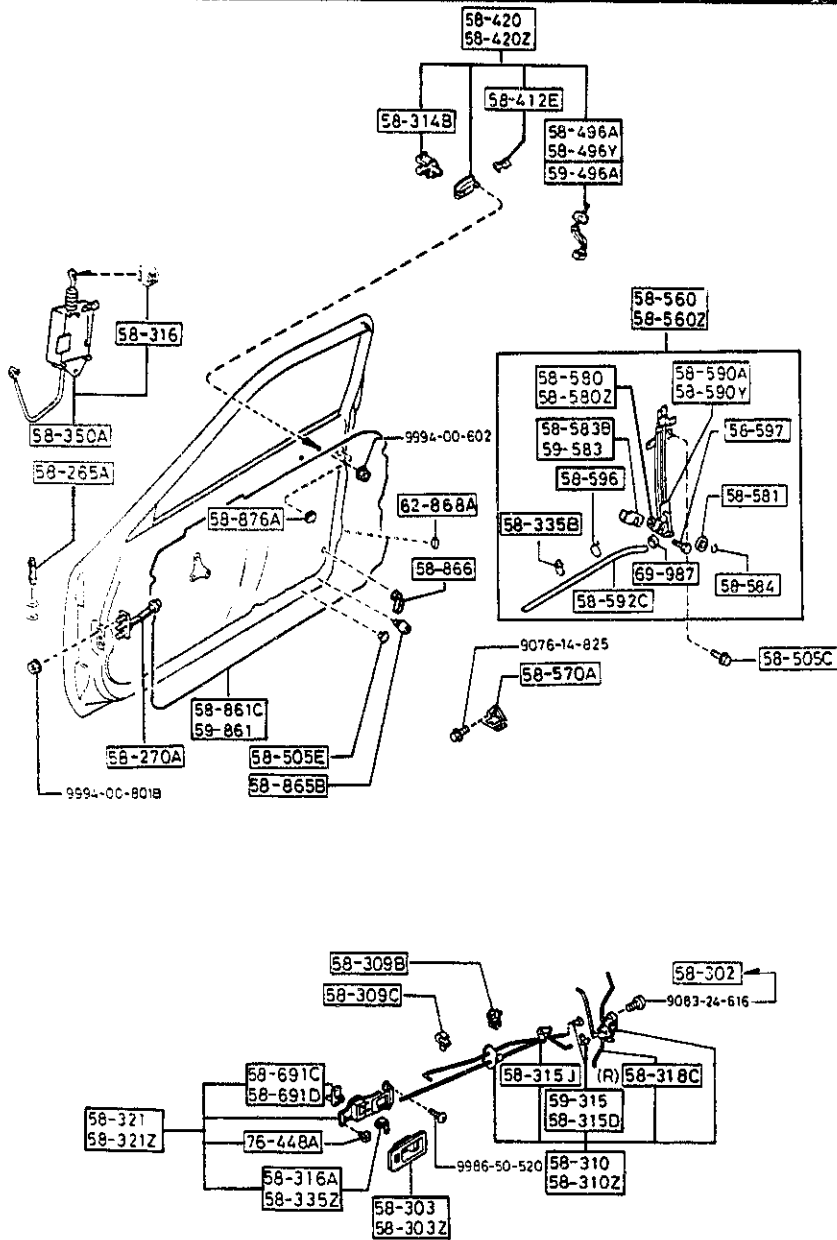
CAT. AUFA03-07

1993 12

3-N13

5830 FRONT DOOR MECHANISMS (COUPE)

5830 -1 FRONT DOOR MECHANISMS (COUPE)



PART NO.	QTY	MODEL/RESTRICTION	MODEL/RESTRICTION	MODEL/RESTRICTION	FROM 10
58-265A H260-58-265C	2	PIN,CHECKER			
58-270A FB01-58-270B	2	CHECKER, DOOR			
58-302 HG30-58-302A	6	SCREW, TAPPING-DOOR L DCK			1601-
58-303 FB01-58-303B	1	COVER(R), IN. HANDLE			
02	INT-	FD8 FE1 BLACK			
48	INT-	FD9 BLUE			
58-303Z FB01-59-303B	1	COVER(L), IN. HANDLE			
02	INT-	FD8 FE1 BLACK			
48	INT-	FD9 BLUE			
58-309B FB02-58-309	2	HOLDER(UP.), ROD-IN. HANDLE			
58-309C FB01-58-309A	2	HOLDER(LOW), ROD-IN. HANDLE			
58-310 FC01-58-310	1	LOCK(R), DOOR			
58-310Z FC01-59-310	1	LOCK(L), DOOR			
58-314B H043-72-411	2	JOINT (W/BURGLAR ALARM)			
58-315D G030-58-315	5	CLIP (R)			
58-315J H001-58-315	2	CLIP			
1601 FC3***-907848					

AUFA03

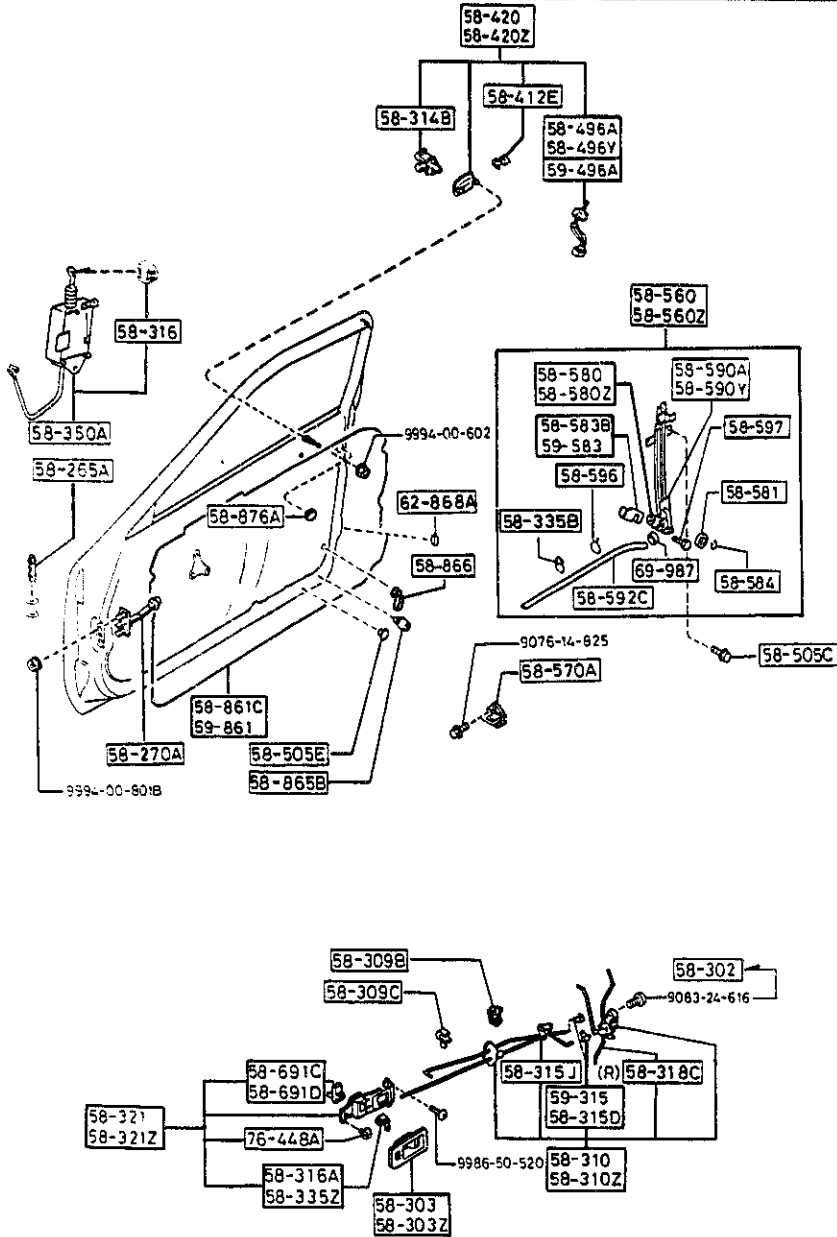
CAT. AUFA03-07

1993-12

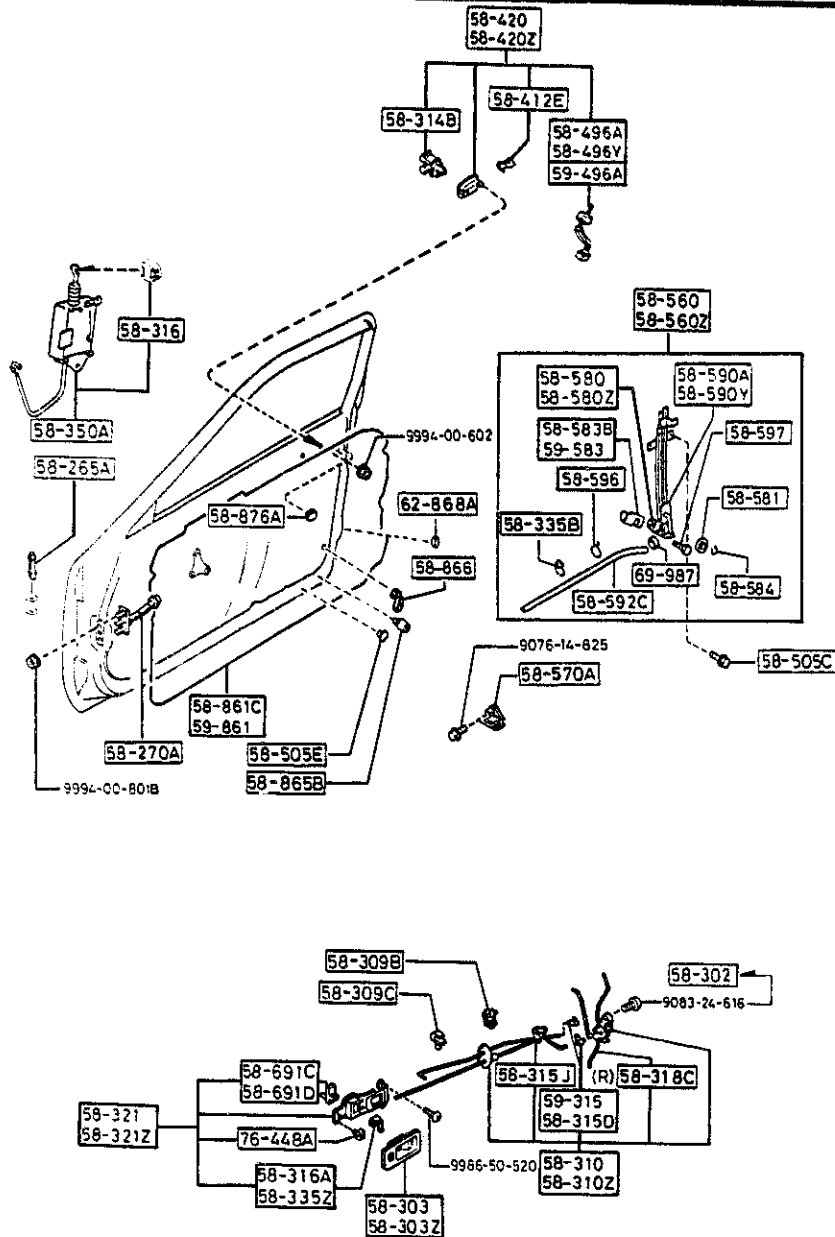
3-C14

5830 FRONT DOOR MECHANISMS (COUPE)

5830 -2 FRONT DOOR MECHANISMS (COUPE)



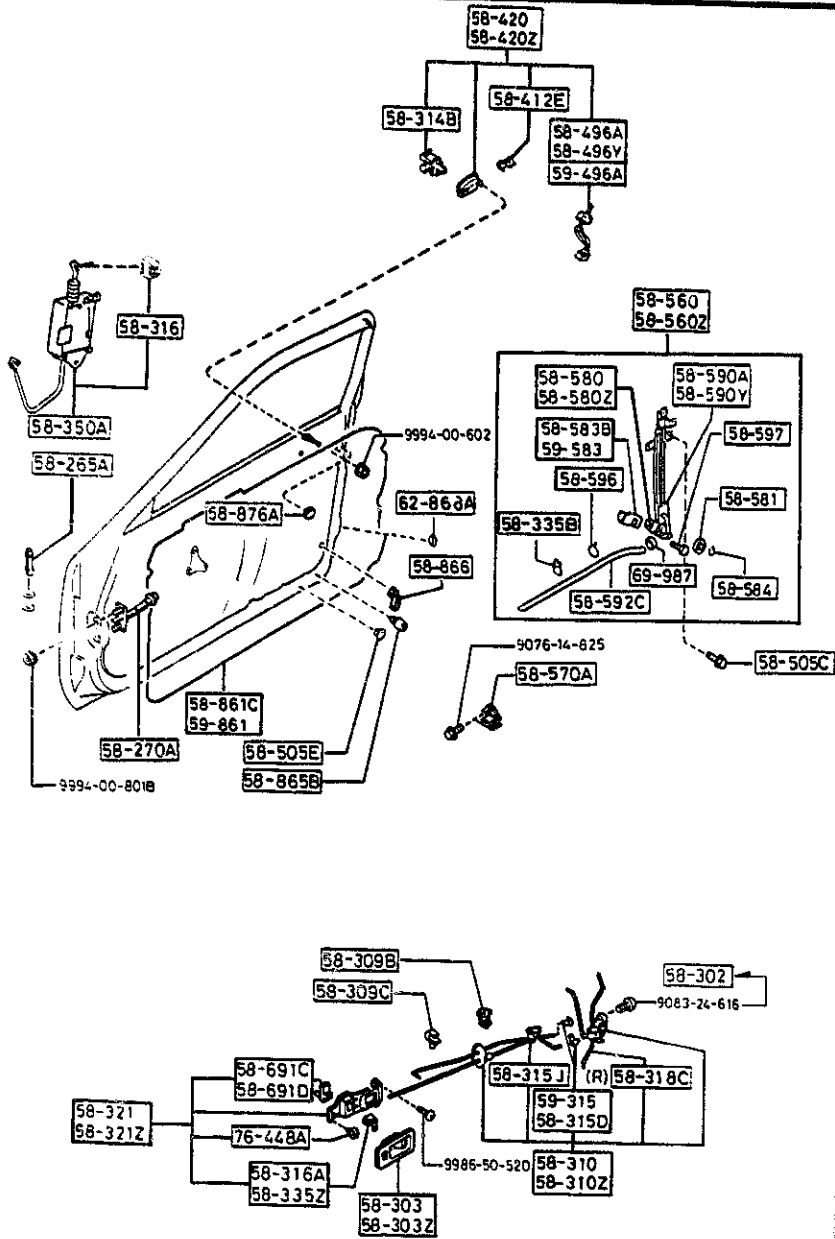
PART NO.	QTY	MODEL/RESTRICTION	MODEL/RESTRICTION	MODEL/RESTRICTION	FROM-TO
58-316		CLIP			
B093-58-351	1				-1520
G212-58-351	1				1520-
58-316A		CLIP			
B001-59-335	1				
58-318C		ROD(R), DOOR LOCK-POWER			
FB05-58-318	1				
58-321		HANDLE(R), INNER			
FB02-58-330A	1				
02	INT-	FD8 FE1 BLACK			
48	INT-	FD9 BLUE			
58-321Z		HANDLE(L), INNER			
FB02-59-330A	1				
02	INT-	FD8 FE1 BLACK			
48	INT-	FD9 BLUE			
58-335B		CLIP			
B094-58-595	4				
58-335Z		CLIP(L), INNER HANDLE			
FB01-58-335	1				
58-350A		ACTUATOR(R), POWER LOCK			
FB06-58-350A AN(FB06-58-350B)	1				-1520
FB06-58-350B	1				1520-
58-412E		CLIP, HARNESS-OUT. HANDLE			
FB01-58-412	2	(W/BURGLAR ALARM)			
58-420		HANDLE(R), OUT.			
FB02-58-410B A (FB02-58-410C)	1				-1501
PZ	EXT-	PZ BRILLIANT BLACK			
SQ	EXT-	SQ BLAZE RED			
UC	EXT-	UC CRYSTAL WHITE			
1501 FC3***-907346					
1520 FC3***-907527					



PART NO.	QTY	MODEL/RESTRICTION	MODEL/RESTRICTION	MODEL/RESTRICTION	FROM-TO
CONT'D					
5N	EXT-	5N BRAVE BLUE MC			
FB02-58-410C	1	(W/BURGLAR ALARM)			1501-
PZ	EXT-	PZ BRILLIANT BLACK			
SQ	EXT-	SQ BLAZE RED			
UC	EXT-	UC CRYSTAL WHITE			
5N	EXT-	5N BRAVE BLUE MC			
		58-420Z	HANDLE(L), OUT.		
FB02-59-410B A (FB02-59-410C)	1				-1501
PZ	EXT-	PZ BRILLIANT BLACK			
SQ	EXT-	SQ BLAZE RED			
UC	EXT-	UC CRYSTAL WHITE			
5N	EXT-	5N BRAVE BLUE MC			
FB06-59-410C A (FB06-59-410D)	1				-1501
PZ	EXT-	PZ BRILLIANT BLACK			
SQ	EXT-	SQ BLAZE RED			
UC	EXT-	UC CRYSTAL WHITE			
5N	EXT-	5N BRAVE BLUE MC			
FB02-59-410C	1	BASE, (W/BURGLAR ALARM,W/O KEY ILLUMI)			1501-
PZ	EXT-	PZ BRILLIANT BLACK			
SQ	EXT-	SQ BLAZE RED			
UC	EXT-	UC CRYSTAL WHITE			
5N	EXT-	5N BRAVE BLUE MC			
FB06-59-410D	1	BASE-OPT, TURBO, (W/BURGLAR ALARM,W/K EY ILLUMI.)			1501-
PZ	EXT-	PZ BRILLIANT BLACK			
SQ	EXT-	SQ BLAZE RED			
UC	EXT-	UC CRYSTAL WHITE			
5N	EXT-	5N BRAVE BLUE MC			
		58-496A	SWITCH(R), LOCK-CYLIN DER		
FB03-58-496	1	(W/BURGLAR ALARM)			
1501 FC3***-907346					

5830 FRONT DOOR MECHANISMS (COUPE)

5830 -4 FRONT DOOR MECHANISMS (COUPE)



PART NO.	QTY	MODEL/RESTRICTION	MODEL/RESTRICTION	MODEL/RESTRICTION	FROM-TO
58-496Y FB03-59-496	1	SWITCH(L), LOCK-CYLINDER (W/BURGLAR ALARM)			
58-505C B092-58-505	4	SCREW, WINDOW REGULATOR			
58-505E B092-58-355	1	CAP			
58-560 FB05-58-560J	1	REGULATOR(R), WINDOW			
58-560Z FB05-59-560J	1	REGULATOR(L), WINDOW			
58-570A B001-58-361A	2	STRIKER			
58-580 FB05-58-58X	1	MOTOR(R), WINDOW			
58-580Z FB05-59-58X	1	MOTOR(L), WINDOW			
58-581 FB05-58-581	2	SPROCKET, REGULATOR GUIDE			
58-583B FB05-58-583A	1	HOLDER(R), MOTOR-REGULATOR			
58-584 B094-58-584	2	RING'C', SPROCKET-REG			
58-590A FB05-58-590B	1	GUIDE(R), REG.-POWER WIND.			
58-590Y FB05-59-590B	1	GUIDE(L), REG.-POWER WIND.			
58-592C FB05-58-592B	2	TUBE, REGULATOR GUIDE			

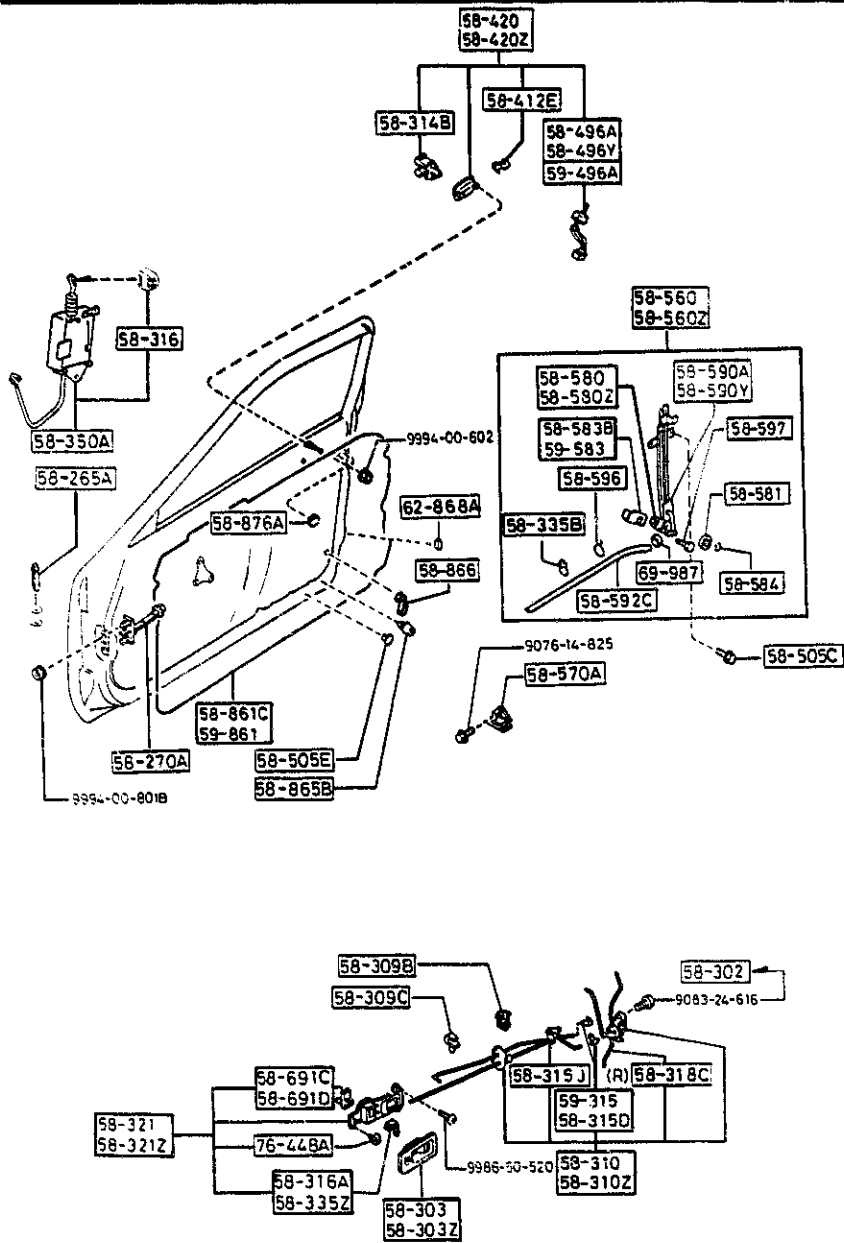
AUFA03

CAT. AUFA03-07

1993-12

5830 FRONT DOOR MECHANISMS (COUPE)

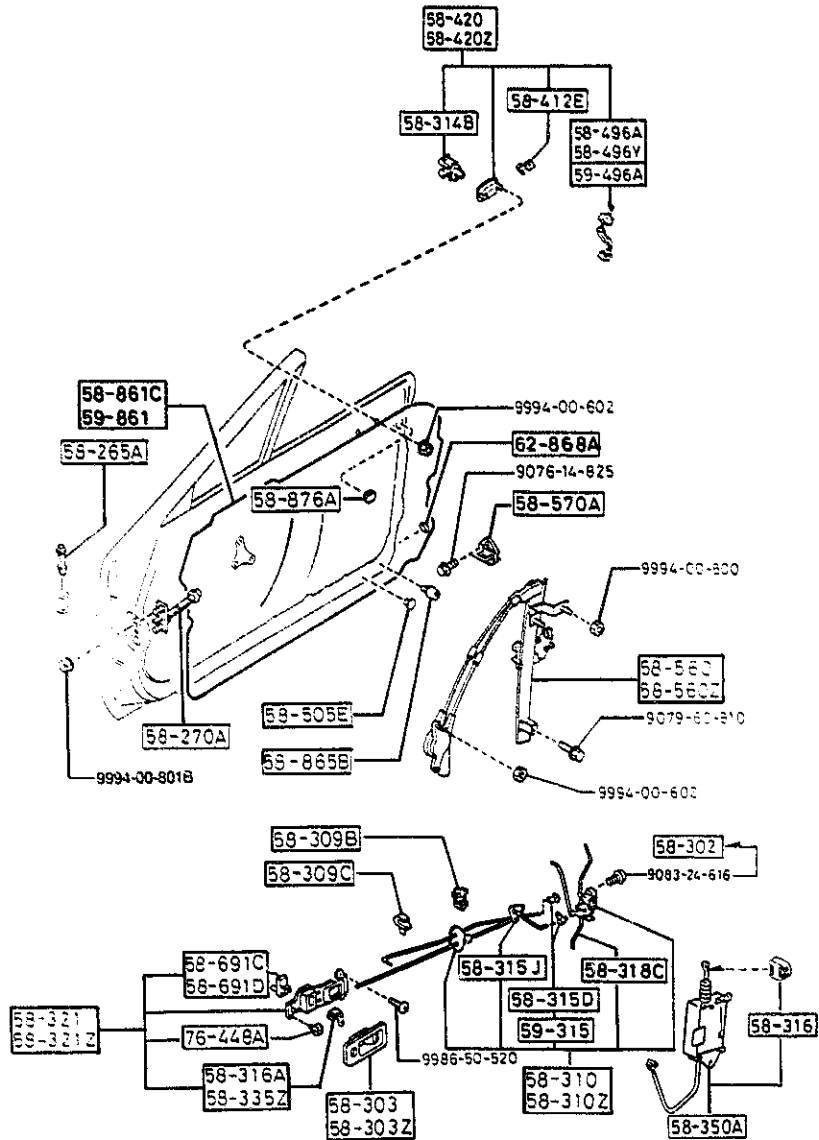
5830 -5 FRONT DOOR MECHANISMS (COUPE)



PART NO.	QTY	MODEL/RESTRICTION	MODEL/RESTRICTION	MODEL/RESTRICTION	FROM-TO
58-596		CLIP, TUBE-REGULATOR GUIDE			
FB05-58-596	4				
58-597		BOLT, COVER-REG. GUIDE			
FB05-58-597	6				
58-691C		KNOB (R), DOOR LOCK			
FB02-58-316A	1	(W/BURGLAR ALARM)			
02	INT-	FD8 FE1			
48	INT-	FD9 BLUE			
58-691D		KNOB (L), DOOR LOCK			
FB02-59-316A	1	(W/BURGLAR ALARM)			
02	INT-	FD8 FE1 BLACK			
48	INT-	FD9 BLUE			
58-861C		SCREEN (R), FRONT DOOR			
FC04-58-861	1				
58-865B		CUSHION, RUBBER			
G067-58-873	2				
58-866		CLIP			
B038-58-866	2				
58-876A		COVER, DOOR BODY			
FB01-58-876	2				
59-315		CLIP			
G030-59-315	4				
59-496A		HARNES (L), ILLUMI. & SWITCH			
FB06-59-496	1	BASE-OPT, TURBO, (W/BURGLAR ALARM, W/K EY ILLUMI.)			
59-583		HOLDER (L), MOTOR-REGULATOR			
FB05-59-583A	1				
59-861		SCREEN (L), FRONT DOOR			
FC04-59-861	1				

5830A FRONT DOOR MECHANISMS
(CONVERTIBLE)

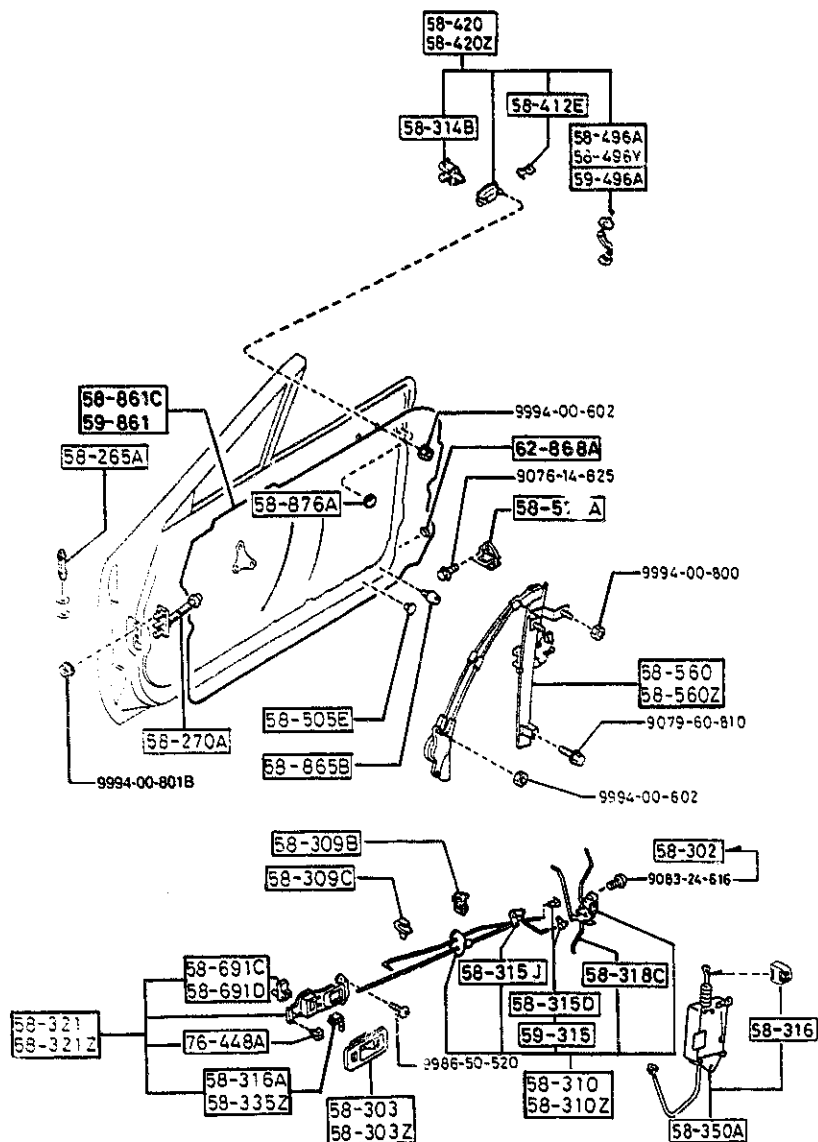
5830A -1 FRONT DOOR MECHANISMS
(CONVERTIBLE)



PART NO.	QTY	MODEL/RESTRICTION	MODEL/RESTRICTION	MODEL/RESTRICTION	FROM TO
58-265A		PIN,CHECKER			
M260-58-265C	2				
58-270A		CHECKER,DOOR			
FB01-58-270B	2				
58-302		SCREW,TAPPING-DOOR LOCK			
HG30-58-302A	6				1601-
58-303		COVER(R),IN.HANDLE			
FB01-58-303B	1				
02	INT-	FD8 FE1 BLACK			
48	INT-	FD9 BLUE			
58-303Z		COVER(L),IN.HANDLE			
FB01-59-303B	1				
02	INT-	FD8 FE1 BLACK			
48	INT-	FD9 BLUE			
58-309B		HOLDER(UP.),ROD-IN.HANDLE			
FB02-58-309	2				
58-309C		HOLDER(LOW),ROD-IN.HANDLE			
FB01-58-309A	2				
58-310		LOCK(R),DOOR			
FB05-58-310A	1				
58-310Z		LOCK(L),DOOR			
FB05-59-310A	1				
58-314B		JOINT			
H043-72-411	2				
58-315D		CLIP (R)			
G030-58-315	5				
58-315J		CLIP			
H001-58-315	2				
1601 FC3***-907848					

5830A FRONT DOOR MECHANISMS (CONVERTIBLE)

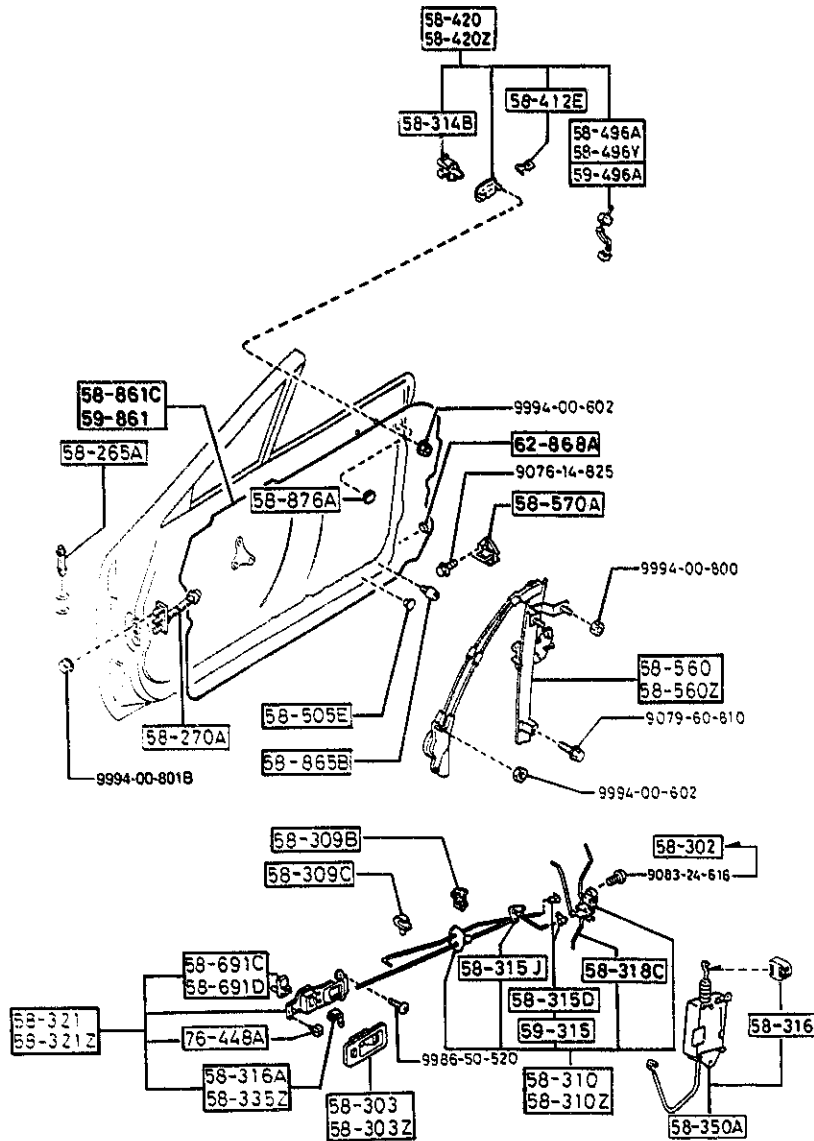
5830A -2 FRONT DOOR MECHANISMS (CONVERTIBLE)



PART NO.	QTY	MODEL/RESTRICTION	MODEL/RESTRICTION	MODEL/RESTRICTION	FROM-TO
58-316		CLIP			
B093-58-351	1				-1520
G212-58-351	1				1520-
58-316A		CLIP			
B001-59-335	1				
58-318C		ROO(R), DOOR LOCK-POWER			
F805-58-318	1				
58-321		HANDLE(R), INNER			
F802-58-330A	1				
02	INT-	FD8 FE1 BLACK			
48	INT-	FD9 BLUE			
58-321Z		HANDLE(L), INNER			
F802-59-330A	1				
02	INT-	FD8 FE1 BLACK			
48	INT-	FD9 BLUE			
58-335Z		CLIP(L), INNER HANDLE			
F801-58-335	1				
58-350A		ACTUATOR(R), POWER LOCK			
F806-58-350A	1				-1520
AN(F806-58-350B)					
F806-58-350B	1				1520-
58-412E		CLIP, HARNESS-OUT. HANDLE			
F801-58-412	2				
58-420		HANDLE(R), OUT.			
F802-58-410B	1				-1501
A (F802-58-410C)					
PZ	EXT-	PZ BRILLIANT BLACK			
SQ	EXT-	SQ BLAZE RED			
UC	EXT-	UC CRYSTAL WHITE			
5N	EXT-	5N BRAVE BLUE MC			
F802-58-410C	1				1501-
1501 FC3***-907346					
1520 FC3***-907527					

5830A FRONT DOOR MECHANISMS
(CONVERTIBLE)

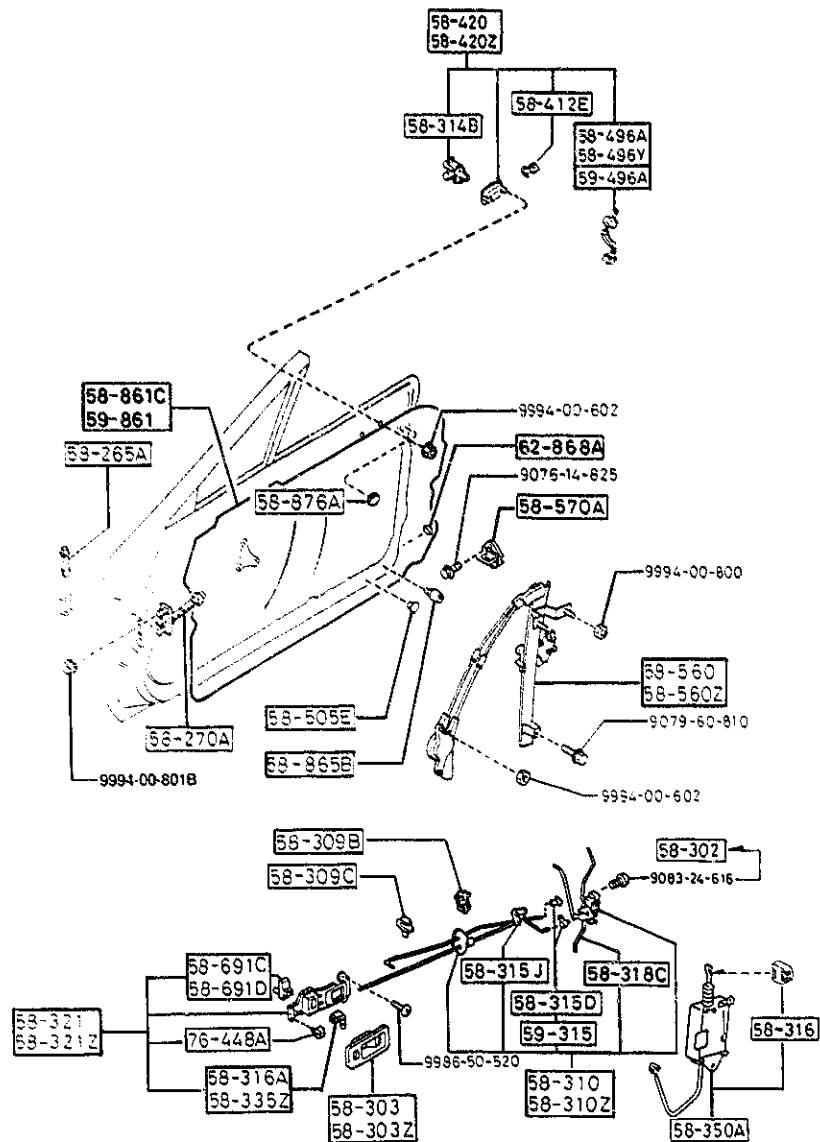
5830A -3 FRONT DOOR MECHANISMS
(CONVERTIBLE)



PART NO.	QTY	MODEL/RESTRICTION	MODEL/RESTRICTION	MODEL/RESTRICTION	FROM-TO
CONT'D					
PZ	EXT-	PZ BRILLIANT BLACK			
SQ	EXT-	SQ BLAZE RED			
UC	EXT-	UC CRYSTAL WHITE			
SN	EXT-	SN BRAVE BLUE MC			
58-420Z		HANDLE(L), OUT.			
FB06-59-410C A (FB06-59-410D)	1				-1501
PZ	EXT-	PZ BRILLIANT BLACK			
SQ	EXT-	SQ BLAZE RED			
UC	EXT-	UC CRYSTAL WHITE			
SN	EXT-	SN BRAVE BLUE MC			
FB06-59-410D	1				1501-
PZ	EXT-	PZ BRILLIANT BLACK			
SQ	EXT-	SQ BLAZE RED			
UC	EXT-	UC CRYSTAL WHITE			
SN	EXT-	SN BRAVE BLUE MC			
58-496A		SWITCH(R), LOCK-CYLINDER			
FB03-58-496	1				
58-496Y		SWITCH(L), LOCK-CYLINDER			
FB03-59-496	1				
58-505E		CAP			
8092-58-355	1				
58-560		REGULATOR(R), WINDOW			
FB67-58-560E	1				
58-560Z		REGULATOR(L), WINDOW			
FB67-59-560E	1				
58-570A		STRIKER			
8001-58-361A	2				
58-691C		KNOB (R), DOOR LOCK			
FB02-58-316A	1				
02	INT-	FD8 FE1			
1501 FC3***-907346					

5830A FRONT DOOR MECHANISMS
(CONVERTIBLE)

5830A -4 * FRONT DOOR MECHANISMS
(CONVERTIBLE)



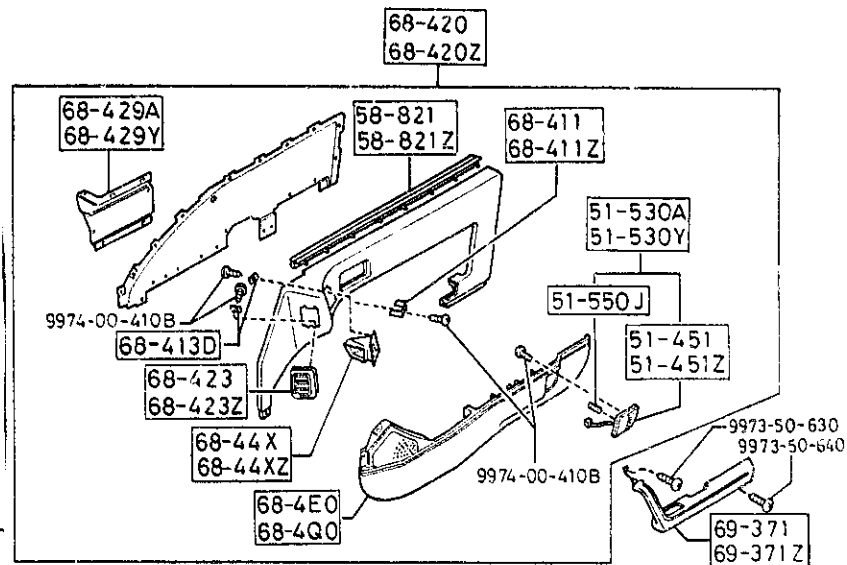
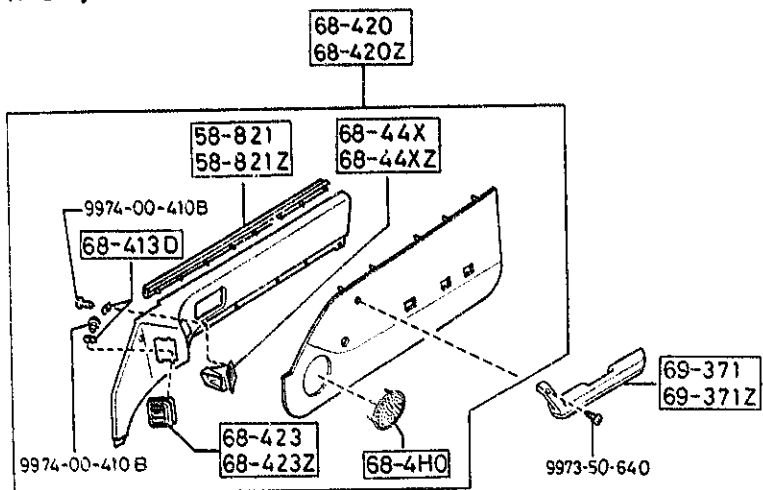
PART NO.	QTY	MODEL/RESTRICTION	MODEL/RESTRICTION	MODEL/RESTRICTION	FROM-TO
CONT'D					
48	INT-	FD9 BLUE			
58-691D		KNOB(L), DOOR LOCK			
F802-59-316A	1				
02	INT-	FD8 FE1 BLACK			
48	INT-	FD9 BLUE			
58-861C		SCREEN(R), FRONT DOOR			
F870-58-861	1				
58-865B		CUSHION, RUBBER			
G067-58-873	2				
58-876A		COVER, DOOR BODY			
F801-58-876	2				
59-315		CLIP			
G030-59-315	4				
59-496A		HARNESS(L), ILLUMI. & SWITCH			
F806-59-496	1				
59-861		SCREEN(L), FRONT DOOR			
F870-59-861	1				
62-868A		COVER, HOLE-LIFT GATE			
B499-62-868	2				
76-448A		CLIP			
G030-76-448	2				

(CLOTH "A")
(CLOTH "B")

(THIS ILLUSTRATION CONSISTS OF 2 PAGES)


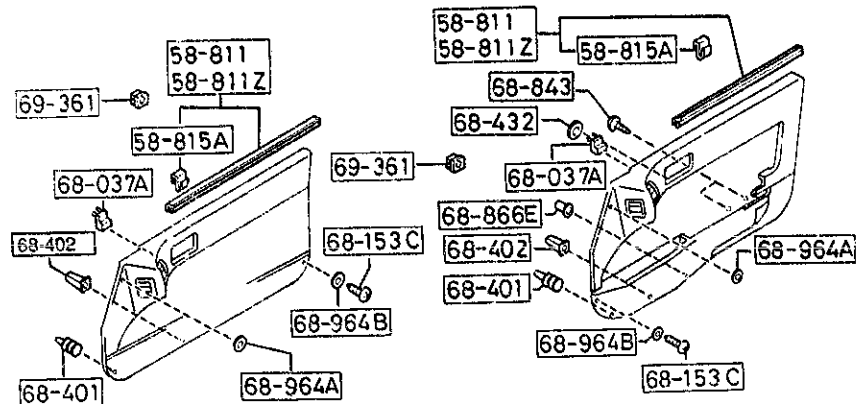
(CLOTH "D")
(LEATHER)

(THIS ILLUSTRATION CONSISTS OF 2 PAGES)



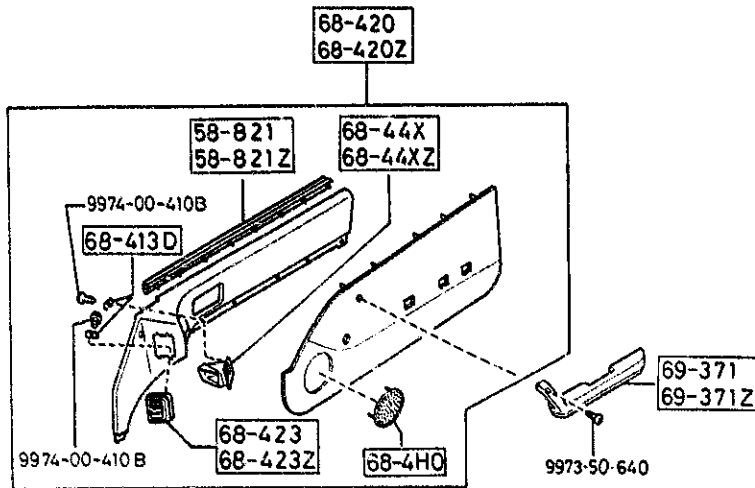
(CLOTH "A")
(CLOTH "B")

(CLOTH "D")
(LEATHER)



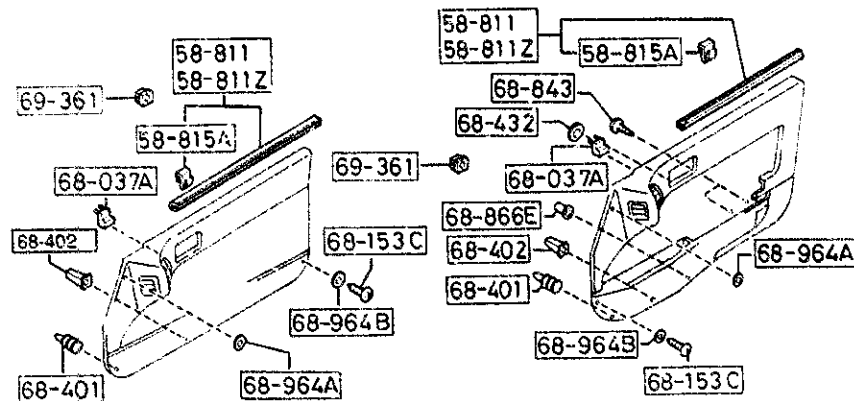
(CLOTH "A")
(CLOTH "B")

(THIS ILLUSTRATION CONSISTS OF 2 PAGES)



(CLOTH "A")
(CLOTH "B")

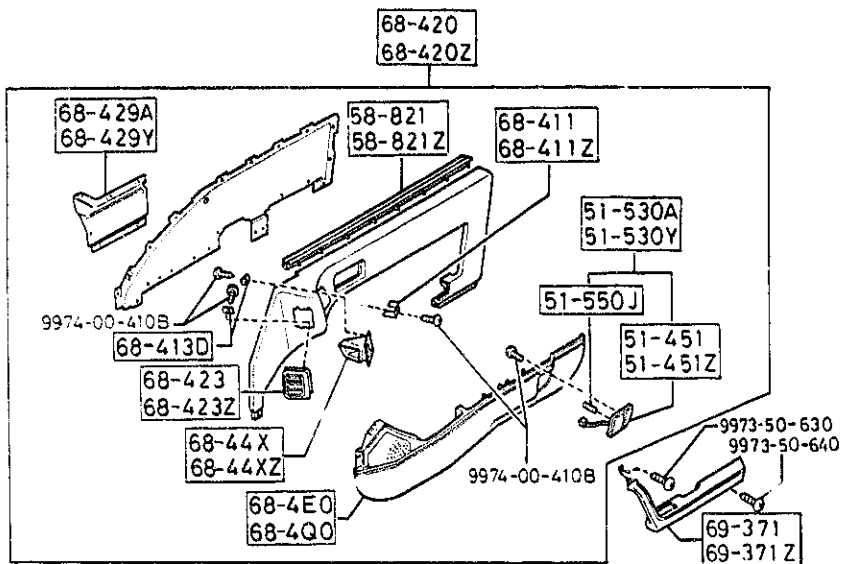
(CLOTH "D")
(LEATHER)



PART NO.	QTY	MODEL/RESTRICTION	MODEL/RESTRICTION	MODEL/RESTRICTION	FROM TO
51-451 FB05-51-531	1	LENS(R), COURTESY LAMP			
51-451Z FB05-51-591	1	LENS(L), COURTESY LAMP			
51-530A FB05-51-530	1	LAMP(R), COURTESY-DR TRIM			
51-530Y FB05-51-590	1	LAMP(L), COURTESY-DR TRIM			
51-550J 99701-6040	2	BULB 12V 3.8W			
58-811 FB01-58-810	1	WEATHERSTRIP(R), OUT.			
58-811Z FB01-59-810	1	WEATHERSTRIP(L), OUT.			
58-815A FB01-58-815	12	CLIP, WEATHERSTRIP-OUTER			
58-821 FB01-58-821	1	WEATHERSTRIP(R), INN.			
58-821Z FB01-59-821	1	WEATHERSTRIP(L), INN.			
68-037A FB01-68-403	2	GROMMET, SCREW			
68-153C FB01-68-425	2	SCREW, TAPPING			
02	INT-	FD8 FE1 BLACK			
48	INT-	FD9 BLUE			
68-4E0 FC04-68-4E0B	1	PLATE(R), KICK-D. TRIM			

(CLOTH "D")
(LEATHER)

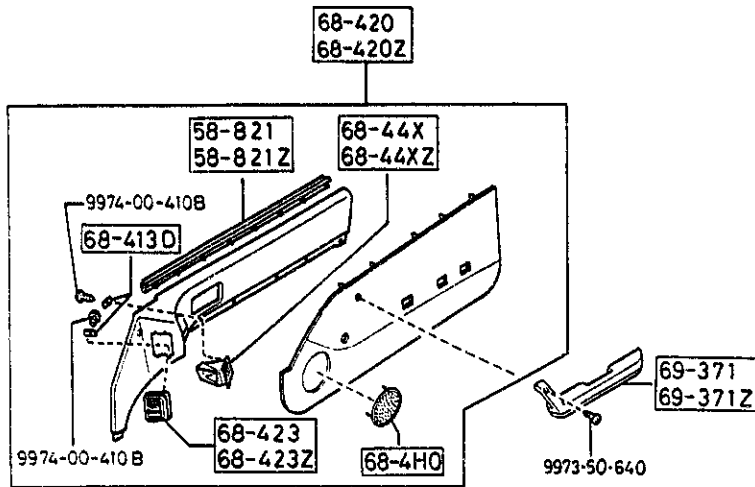
(THIS ILLUSTRATION CONSISTS OF 2 PAGES)



PART NO.	QTY	MODEL/RESTRICTION	MODEL/RESTRICTION	MODEL/RESTRICTION	FROM TO
CONT'D					
02	INT-	FD8 BLACK			
48	INT-	FD9 BLUE			
68-4H0		GRILLE, SPEAKER-FRT			
FC01-68-4H0A	2				
02	INT-	FD8 BLACK			
48	INT-	FD9 BLUE			
68-4Q0		PLATE(L), KICK-D. TRIM			
FC04-68-4Q0B	1				
02	INT-	FD8 BLACK			
48	INT-	FD9 BLUE			
68-401		FASTENER, DOOR TRIM			
B100-68-401	16	TURBO, BASE-OPT-2, T URBO-OPT, (CLOTH "D") (LEATHER)			
B100-68-401	18	BASE-OPT-1, BASE, (CLOTH "B") (CLOTH "A")			
68-402		GROMMET, SCREW			
FA54-68-402	8				
68-411		BRKT NO.1(R), GRILLE- TRIM			
FB01-68-414	1	TURBO, BASE-OPT-2, T URBO-OPT, (CLOTH "D") (LEATHER)			
68-411Z		BRKT NO.1(L), GRILLE- TRIM			
FB01-68-415	1	TURBO, BASE-OPT-2, T URBO-OPT, (CLOTH "D") (LEATHER)			
68-413D		WASHER			
FB01-68-413	10				
68-420		TRIM(R), DOOR			
FC04-68-420B	1	BASE-OPT-1, (CLOTH "B") (W/RR WIPER)>>(W/O T URBO)			

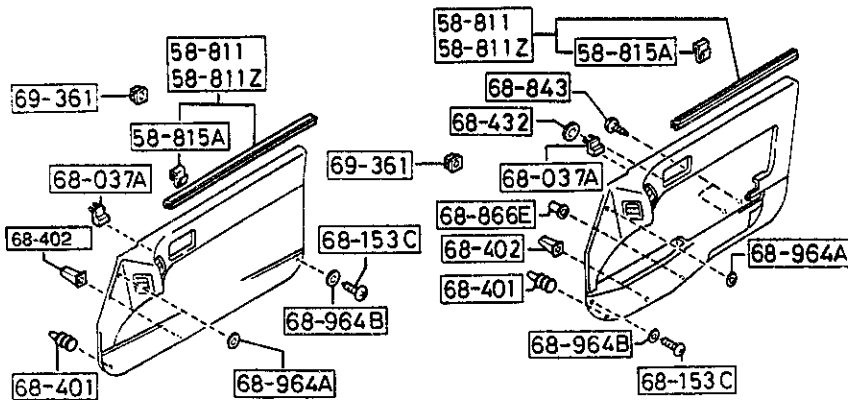
{CLOTH "A"}
{CLOTH "B"}

(THIS ILLUSTRATION CONSISTS OF 2 PAGES)



{CLOTH "A"}
{CLOTH "B"}

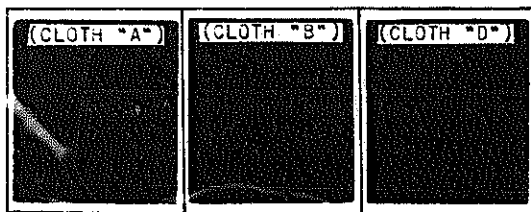
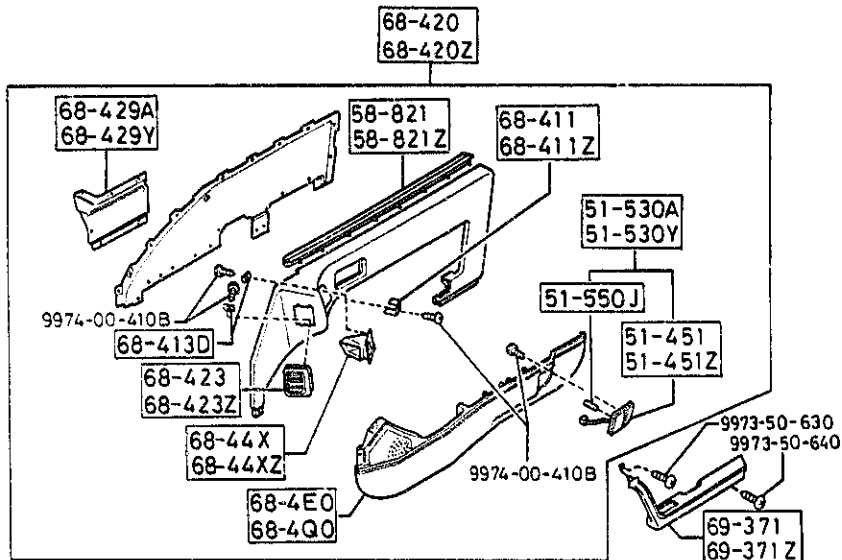
{CLOTH "D"}
{LEATHER}



PART NO.	QTY	MODEL/RESTRICTION	MODEL/RESTRICTION	MODEL/RESTRICTION	FROM-TO
CONT'D					
02	INT-	FD8 BLACK			
48	INT-	FD9 BLUE			
FC06-68-420B	1	BASE-OPT-2, TURBO-OP T, (LEATHER) (W/RR WIPER)			
02	INT-	FD8 BLACK			
48	INT-	FD9 BLUE			
F061-68-420B	1	BASE, (CLOTH 'A') ((W/O RR WIPER))>(W/O TURBO)			
02	INT-	FD8 BLACK			
48	INT-	FD9 BLUE			
FC17-68-420B A (FC17-68-420C)	1				-0902
02	INT-	FD8 BLACK			
48	INT-	FD9 BLUE			
FC17-68-420C	1	TURBO, (CLOTH 'D') ((W/RR WIPER))>(TURBO)			0902-
02	INT-	FD8 BLACK			
48	INT-	FD9 BLUE			
68-420Z		TRIM(L), DOOR			
FC04-68-450B	1	BASE-OPT-1, (CLOTH 'B') ((W/RR WIPER))>(W/O TURBO)			
02	INT-	FD8 BLACK			
48	INT-	FD9 BLUE			
FC06-68-450B	1	BASE-OPT-2, TURBO-OP T, (LEATHER) (W/RR WIPER)			
02	INT-	FD8 BLACK			
48	INT-	FD9 BLUE			
F061-68-450B	1	BASE, (CLOTH 'A') ((W/O RR WIPER))>(W/O TURBO)			
02	INT-	FD8 BLACK			
48	INT-	FD9 BLUE			
0902 FC3***-901320					

(CLOTH "D")
(LEATHER)

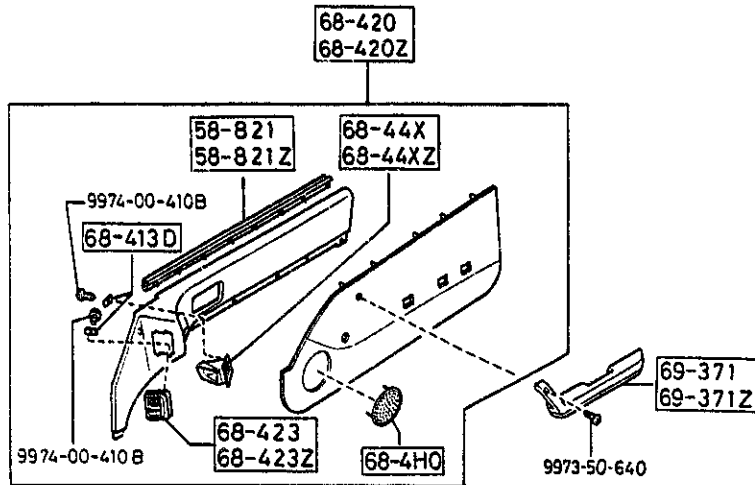
(THIS ILLUSTRATION CONSISTS OF 2 PAGES)



PART NO.	QTY	MODEL/RESTRICTION	MODEL/RESTRICTION	MODEL/RESTRICTION	ATTN-TO
CONT'D FC17-68-450B A (FC17-68-450C)	1				-0902
02	INT-	FD8 BLACK			
48	INT-	FD9 BLUE			
FC17-68-450C	1	TURBO, (CLOTH 'D') (W/RR WIPER)>>(TURBO)			0902-
02	INT-	FD8 BLACK			
48	INT-	FD9 BLUE			
68-423		COVER(R),DUST-DOOR T RIM			
FB01-68-423	1				
02	INT-	FD8 BLACK			
48	INT-	FD9 BLUE			
68-423Z		COVER(L),DUST-DOOR T RIM			
FB01-68-453	1				
02	INT-	FD8 FE1 BLACK			
48	INT-	FD9 BLUE			
68-429A		COVER(R),POCKET-DOOR TRIM			
FC04-68-433	1	TURBO, BASE-OPT-2, T URBO-OPT, (CLOTH 'D') (LEATHER)			
02	INT-	FD8 FE1 BLACK			
48	INT-	FD9 BLUE			
68-429Y		COVER(L),POCKET-DOOR TRIM			
FC04-68-463	1	TURBO, BASE-OPT-2, T URBO-OPT, (CLOTH 'D') (LEATHER)			
02	INT-	FD8 FE1 BLACK			
48	INT-	FD9 BLUE			
68-432		NUT,SPEED			
G033-68-432	2				
68-44X		GRILLE(R),VENT.-DOOR TRIM			
FB01-68-44X	1				
0902 FC3***-901320					

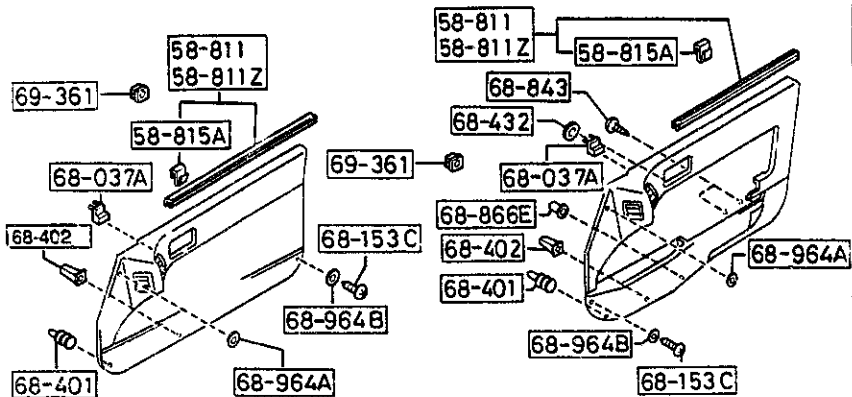
(CLOTH*A*)
(CLOTH*B*)

(THIS ILLUSTRATION CONSISTS OF 2 PAGES)



(CLOTH*A*)
(CLOTH*B*)


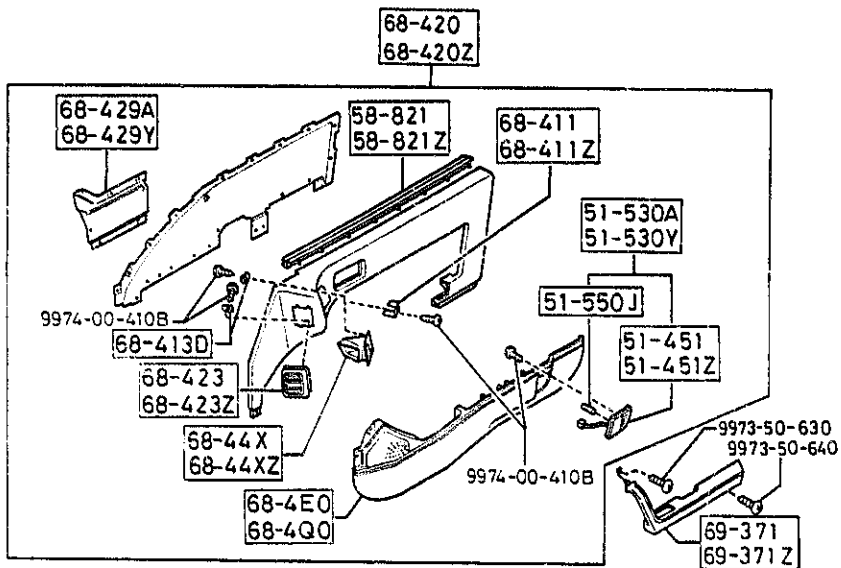
(CLOTH*D*)
(LEATHER)



PART NO.	QTY	MODEL/RESTRICTION	MODEL/RESTRICTION	MODEL/RESTRICTION	FROM-TO
CONT'D					
02	INT-	FD8 FE1 BLACK			
48	INT-	FD9 BLUE			
68-44XZ		GRILLE(L), VENT.-DOOR TRIM			
FB01-68-47X	1				
02	INT-	FD8 FE1 BLACK			
48	INT-	FD9 BLUE			
68-843		SCREW, TAPPING			
UB39-68-805	4				
68-866E		FASTENER, SEAL			
0187-58-922	2	TURBO, BASE-OPT-2, T URBO-OPT, (CLOTH 'D') (LEATHER)			
68-964A		WASHER			
G030-68-964C	2				
02	INT-	FD8 FE1 BLACK			
48	INT-	FD9 BLUE			
68-964B		WASHER			
FB01-68-427	2	BASE-OPT-1, BASE, (CLOTH 'B') (CLOTH 'A')			
02	INT-	FD8 FE1 BLACK			
48	INT-	FD9 BLUE			
FB01-68-427	4	TURBO, BASE-OPT-2, T URBO-OPT, (CLOTH 'D') (LEATHER)			
02	INT-	FD8 FE1 BLACK			
48	INT-	FD9 BLUE			
69-361		GROMMET, SCREW			
B316-69-361	12				
69-371		REST(R), ARM			
FB01-69-370	1				
02	INT-	FD8 FE1 BLACK			
48	INT-	FD9 BLUE			

(CLOTH "D")
(LEATHER)

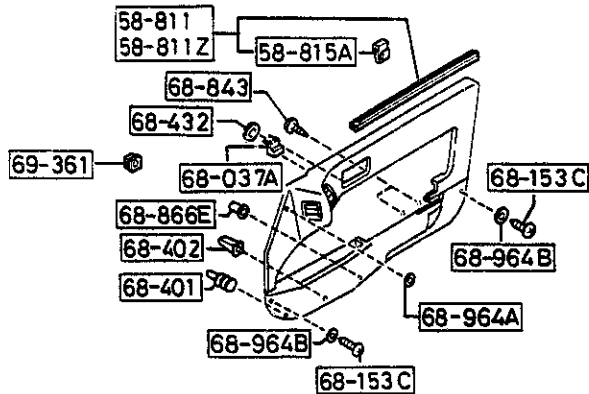
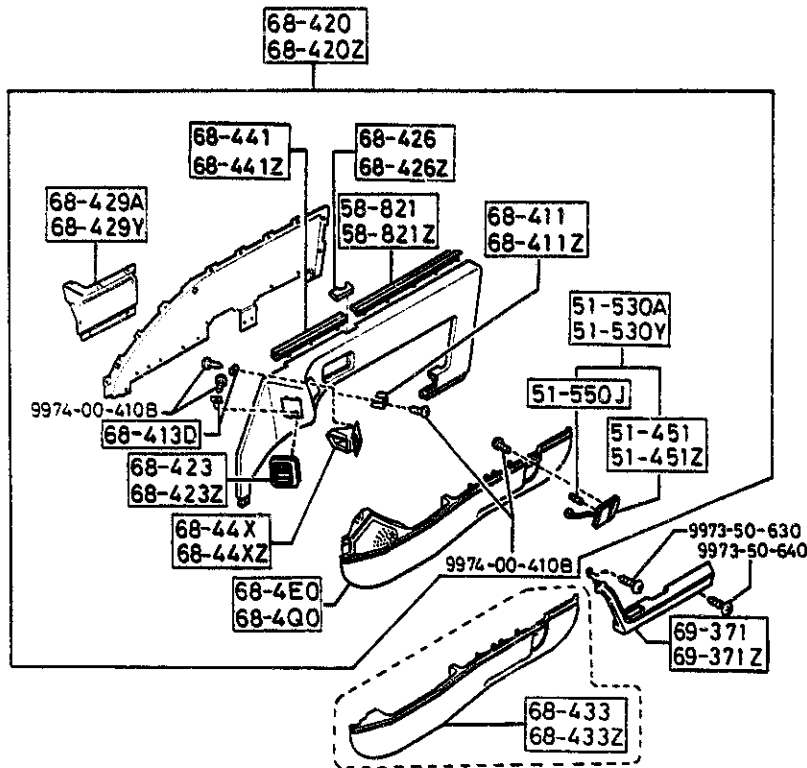
(THIS ILLUSTRATION CONSISTS OF 2 PAGES)



PART NO.	QTY	MODEL/RESTRICTION	MODEL/RESTRICTION	MODEL/RESTRICTION	FROM-TO
69-371Z		REST(L),ARM			
FB01-69-390	1				
02	INT-	F08 FE1 BLACK			
48	INT-	F09 BLUE			

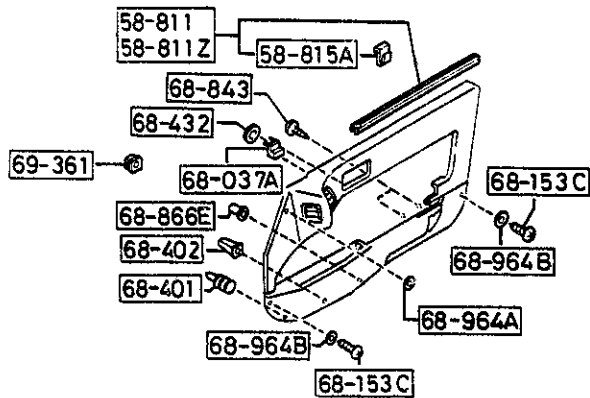
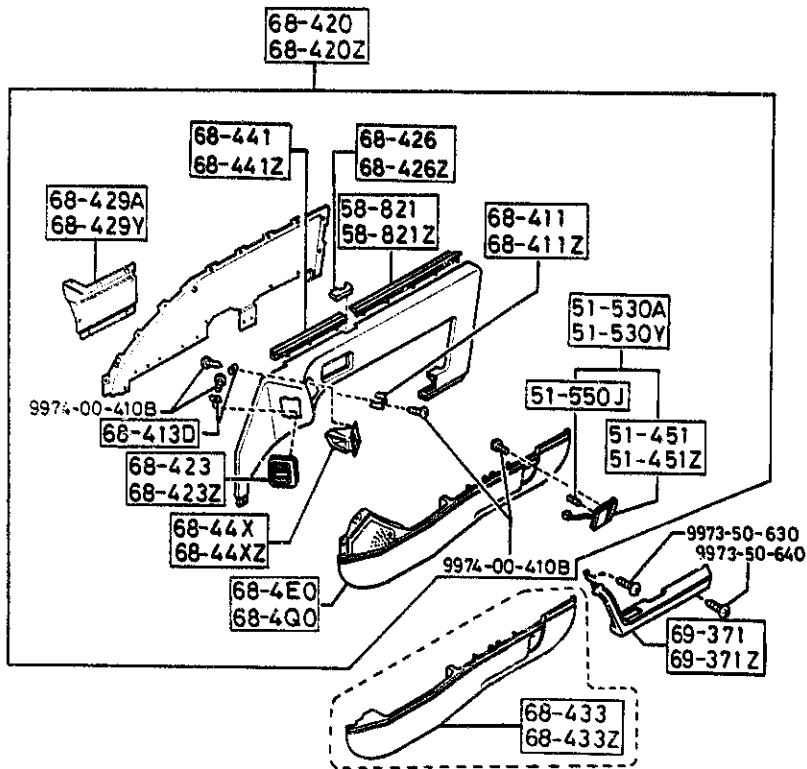
5840A FRONT DOOR TRIMS & RELATED PARTS
(CONVERTIBLE)

5840A -1 FRONT DOOR TRIMS & RELATED PARTS
(CONVERTIBLE)



PART NO.	QTY	MODEL/RESTRICTION	MODEL/RESTRICTION	MODEL/RESTRICTION	FROM TO
51-451		LENS(R), COURTESY LAMP			
FB05-51-531	1				
51-451Z		LENS(L), COURTESY LAMP			
FB05-51-591	1				
51-530A		LAMP(R), COURTESY-DR TRIM			
FB05-51-530	1				
51-530Y		LAMP(L), COURTESY-DR TRIM			
FB05-51-590	1				
51-350J		BULB			
99701-6040	2	12V 3.8W			
58-811		WEATHERSTRIP(R), OUT.			
FB67-58-810D	1				
58-811Z		WEATHERSTRIP(L), OUT.			
FB67-59-810D	1				
58-815A		CLIP, WEATHERSTRIP-OUTER			
FB01-58-815	12				
58-821		WEATHERSTRIP(R), INN.			
FB67-58-821	1				
58-821Z		WEATHERSTRIP(L), INN.			
FB67-59-821	1				
68-037A		GROMMET, SCREW			
FB01-68-403	2				
68-153C		SCREW, TAPPING			
FB01-68-425	4				
02	INT-	FD8 FE1 BLACK			
48	INT-	FD9 BLUE			
68-4E0		PLATE(R), KICK-D. TRIM			
FC04-68-4E0B	1				

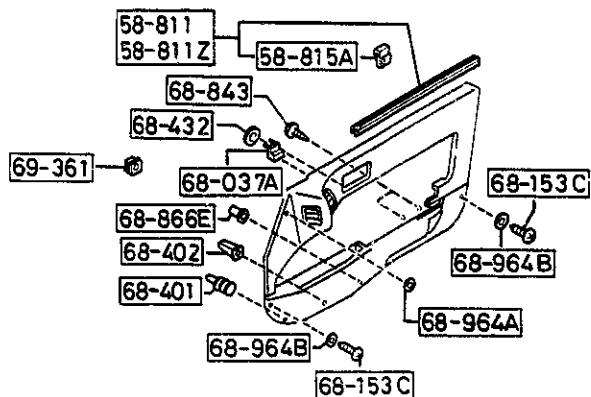
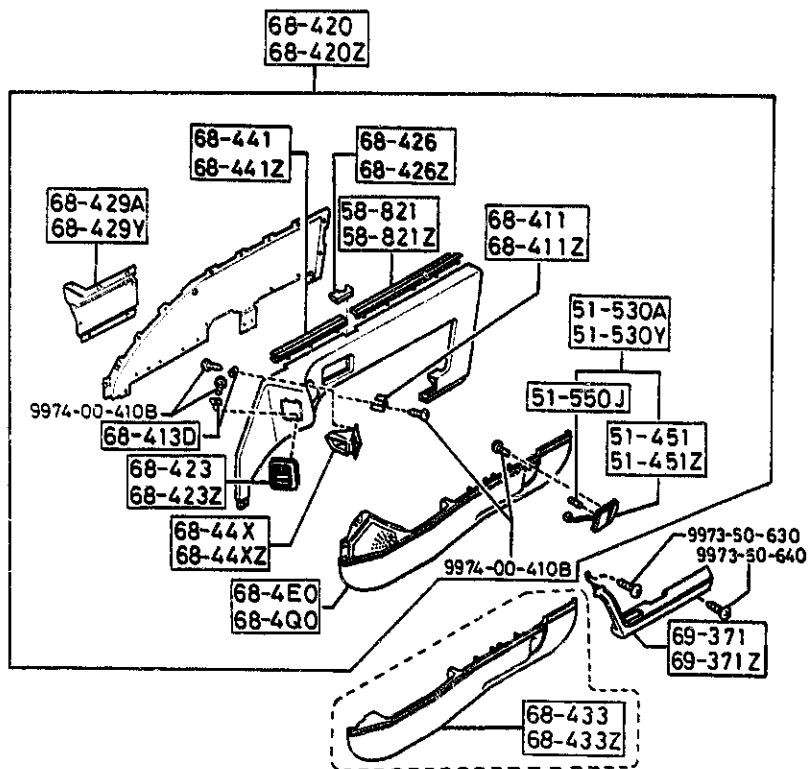
5840A FRONT DOOR TRIMS & RELATED PARTS
(CONVERTIBLE)



5840A -2 FRONT DOOR TRIMS & RELATED PARTS
(CONVERTIBLE)

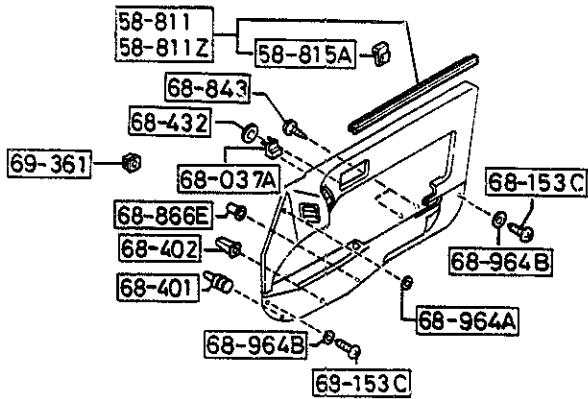
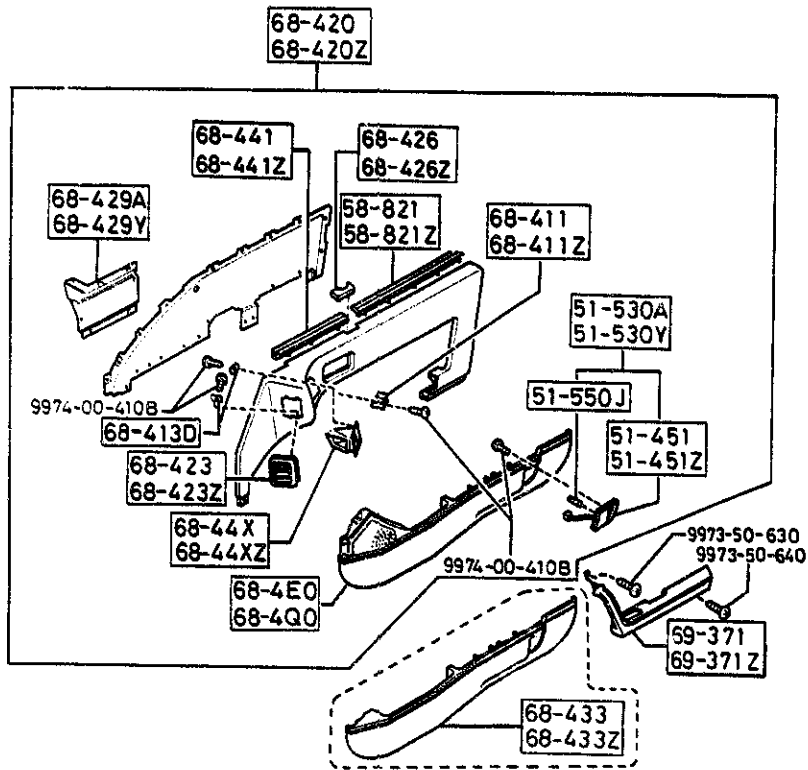
PART NO.	QTY	MODEL/RESTRICTION	MODEL/RESTRICTION	MODEL/RESTRICTION	FROM-TO
CONT'D					
02	INT-	FD8 BLACK			
48	INT-	FD9 BLUE			
		68-490	PLATE(L),KICK-D.TRIM		
FC04-68-490B	1				
02	INT-	FD8 BLACK			
48	INT-	FD9 BLUE			
		68-401	FASTENER,DOOR TRIM		
B100-68-401	16				
		68-402	GROMMET,SCREW		
FA54-68-402	8				
		68-411	BRKT NO.1(R),GRILLE-TRIM		
FB01-68-414	1				
		68-411Z	BRKT NO.1(L),GRILLE-TRIM		
FB01-68-415	1				
		68-413D	WASHER		
FB01-68-413	10				
		68-420	TRIM(R),DOOR		
FC33-68-420B	1				
02	INT-	FD8 BLACK			
48	INT-	FD9 BLUE			
		68-420Z	TRIM(L),DOOR		
FC33-68-450B	1				
02	INT-	FD8 BLACK			
48	INT-	FD9 BLUE			
		68-423	COVER(R),DUST-DOOR TRIM		
FB01-68-423	1				
02	INT-	FD8 FE1 BLACK			
48	INT-	FD9 BLUE			

5840A FRONT DOOR TRIMS & RELATED PARTS
(CONVERTIBLE)



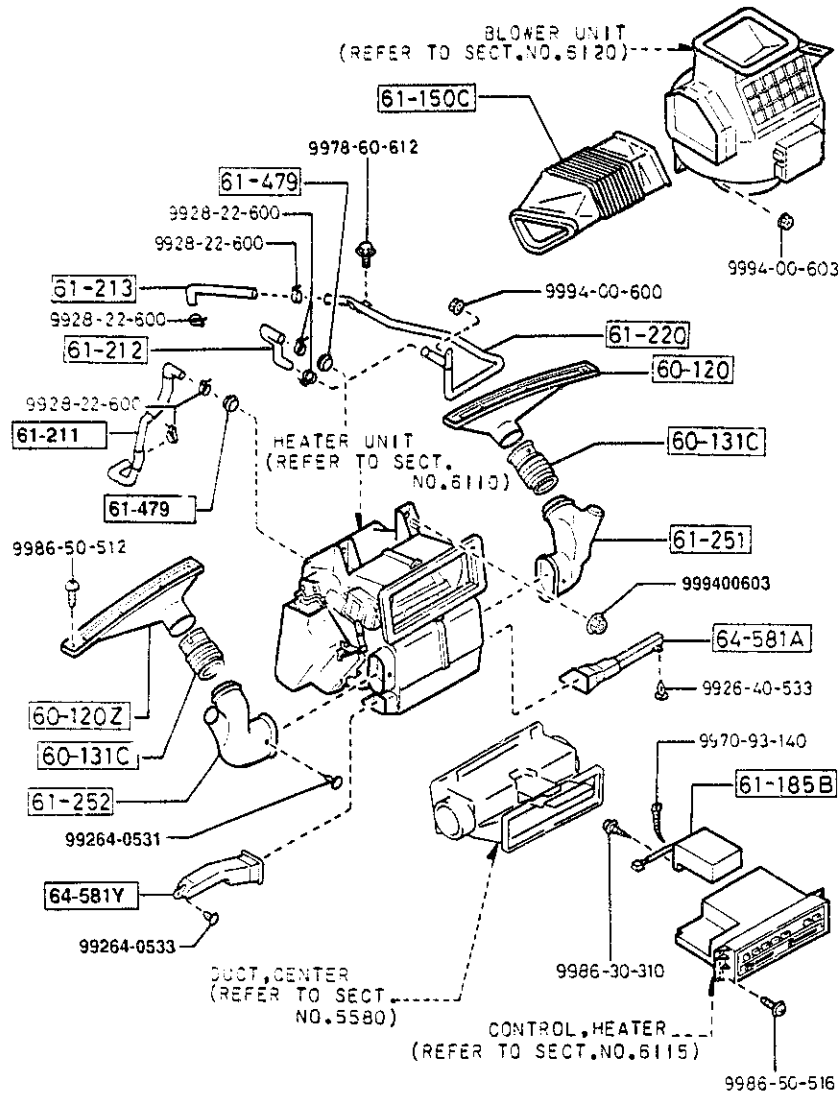
5840A -3 FRONT DOOR TRIMS & RELATED PARTS
(CONVERTIBLE)

PART NO.	QTY	MODEL/RESTRICTION	MODEL/RESTRICTION	MODEL/RESTRICTION	FROM-TO
68-423Z		COVER(L),DUST-DOOR T RIM			
FB01-68-453	1				
02	INT-	FD8 FE1 BLACK			
48	INT-	FD9 BLUE			
68-426		VESSEL(R),CHANNEL			
FB67-68-426	1				
68-426Z		VESSEL(L),CHANNEL			
FB67-68-456	1				
68-429A		COVER(R),POCKET-DOOR TRIM			
FC04-68-433	1				
02	INT-	FD8 FE1 BLACK			
48	INT-	FD9 BLUE			
68-429Y		COVER(L),POCKET-DOOR TRIM			
FC04-68-463	1				
02	INT-	FD8 FE1 BLACK			
48	INT-	FD9 BLUE			
68-432		NUT,SPEED			
G033-68-432	2				
68-433		POCKET(R),DOOR TRIM			
FB67-68-427	1				
02	INT-	FD8 FE1 BLACK			
48	INT-	FD9 BLUE			
68-433Z		POCKET(L),DOOR TRIM			
FB67-68-457	1				
02	INT-	FD8 FE1 BLACK			
48	INT-	FD9 BLUE			
68-44X		GRILLE(R),VENT.-DOOR TRIM			
FB01-68-44X	1				
02	INT-	FD8 FE1 BLACK			
48	INT-	FD9 BLUE			



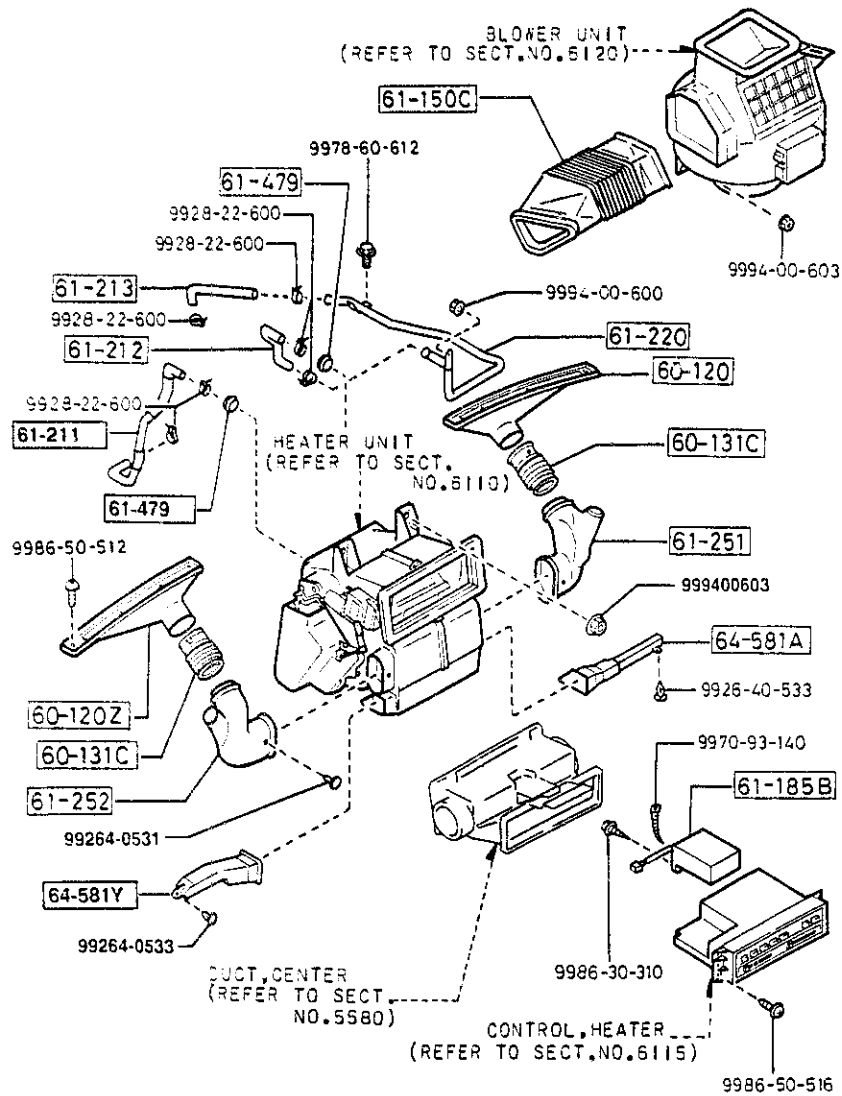
PART NO.	QTY	MODEL/RESTRICTION	MODEL/RESTRICTION	MODEL/RESTRICTION	FROM-TO
68-44XZ		GRILLE(L), VENT., -DOOR TRIM			
FB01-68-47X	1				
02	INT-	FD8 FE1 BLACK			
48	INT-	FD9 BLUE			
68-441		GARNISH(R), DOOR			
FB67-68-422	1				
68-441Z		GARNISH(L), DOOR			
FB67-68-452	1				
68-843		SCREW, TAPPING			
UB39-68-805	4				
68-866E		FASTENER, SEAL			
0187-58-922	2				
68-964A		WASHER			
G030-68-964C	2				
02	INT-	FD8 FE1 BLACK			
48	INT-	FD9 BLUE			
68-964B		WASHER			
FB01-68-427	4				
02	INT-	FD8 FE1 BLACK			
48	INT-	FD9 BLUE			
69-361		GROMMET, SCREW			
B316-69-361	12				
69-371		REST(R), ARM			
FB01-69-370	1				
02	INT-	FD8 FE1 BLACK			
48	INT-	FD9 BLUE			
69-371Z		REST(L), ARM			
FB01-69-390	1				
02	INT-	FD8 FE1 BLACK			
48	INT-	FD9 BLUE			

6100 HEATER

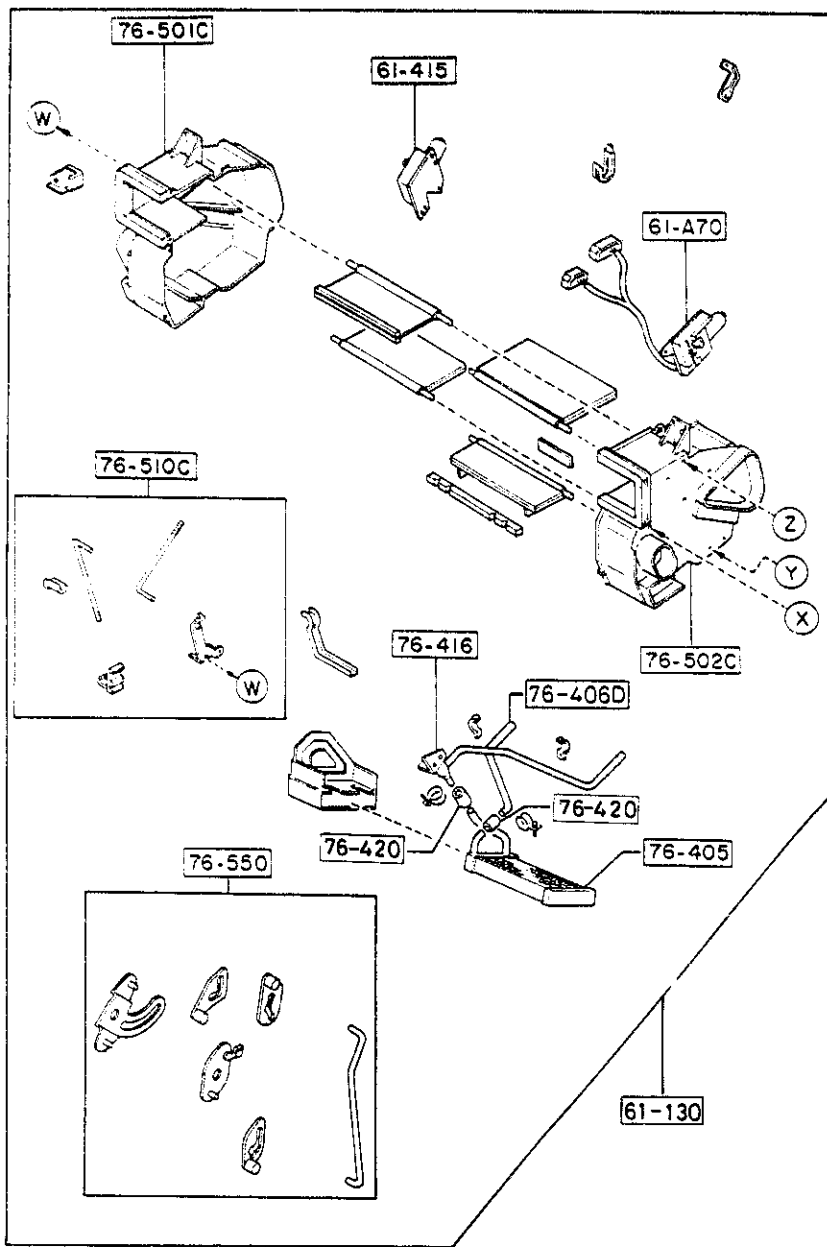


PART NO.	QTY	MODEL/RESTRICTION	MODEL/RESTRICTION	MODEL/RESTRICTION	FROM TO
60-120		NOZZLE(R), DEFROSTER			
FB01-60-121B	1				
60-120Z		NOZZLE(L), DEFROSTER			
FB01-60-141B	1				
60-131C		DUCT, DEFROSTER			
FB01-61-256	2				
61-150C		DUCT, AIR			
FB01-61-150A	1	(W/O AIR CON.)			
61-185B		BOX, AMP-HEATER CONTROL			
FB01-61-185B	1				
61-211		HOSE NO. 1, WATER			
FB01-61-211C	1	((W/O TURBO)>(AT)) (TURBO)			
FB03-61-211	1	((W/O TURBO)>(MT))			
61-212		HOSE NO. 2, WATER			
FB01-61-212B	1				
61-213		HOSE NO. 3, WATER			
FB01-61-213	1				
61-220		PIPE, HEATER			
FB01-61-220C	1	(W/O TURBO)			
FB44-61-220A	1	(TURBO)			
61-251		HOSE, DEFROSTER			
FB01-61-251A	1				
61-252		HOSE, DEFROSTER			
FB01-61-252	1				
61-479		GROMMET			
8871-61-219A	2				
64-581A		DUCT(R), SHOWER			
FB02-61-155C	1				

6100 HEATER



PART NO.	QTY	MODEL/RESTRICTION	MODEL/RESTRICTION	MODEL RESTRICTION	FROM TO
CONT'D					
02	INT-	FD8 BLACK			
48	INT-	FD9 BLUE			
		64-581Y	DUCT(L), SHOWER		
FB02-61-156B	1				



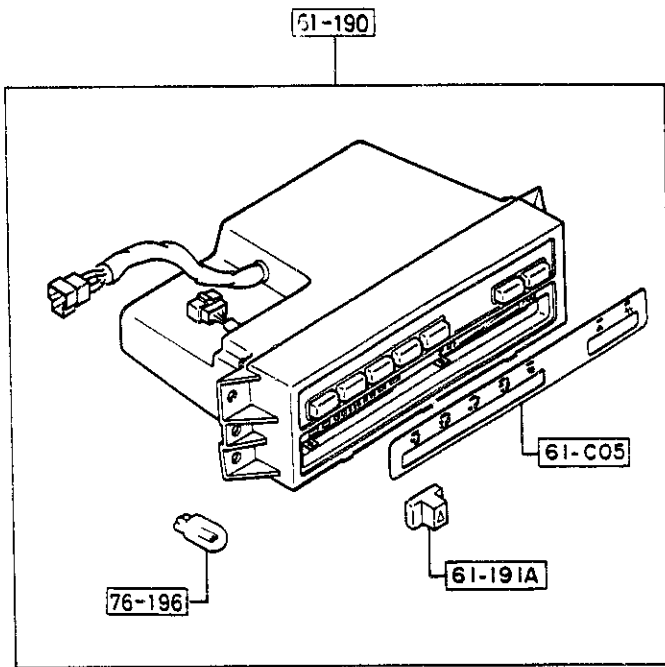
PART NO.	QTY	MODEL/RESTRICTION	MODEL/RESTRICTION	MODEL/RESTRICTION	FROM TO
61-A70 FB01-61-A70A	1	ACTUATOR, MODE-HEATER UNIT			
61-130 FB01-61-130C	1	HEATER UNIT			
61-415 FB01-61-A60A	1	ACTUATOR, TEMP			
76-405 FB01-61-A10	1	CORE, HEATER			
76-406D FB01-61-A15	1	PIPE, HEATER UNIT			
76-416 FB01-61-A40	1	VALVE, WATER			
76-420 8871-76-420	2	HOSE			
76-501C FB01-61-A01	1	CASE(R), HEATER UNIT			
76-502C FB01-61-A02A	1	CASE(L), HEATER UNIT			
76-510C FB01-61-A20	1	LINK SET, TEMP			
76-550 FB01-61-A30A	1	LINK SET, MODE			

AUFA03

CAT. AUFA03-07

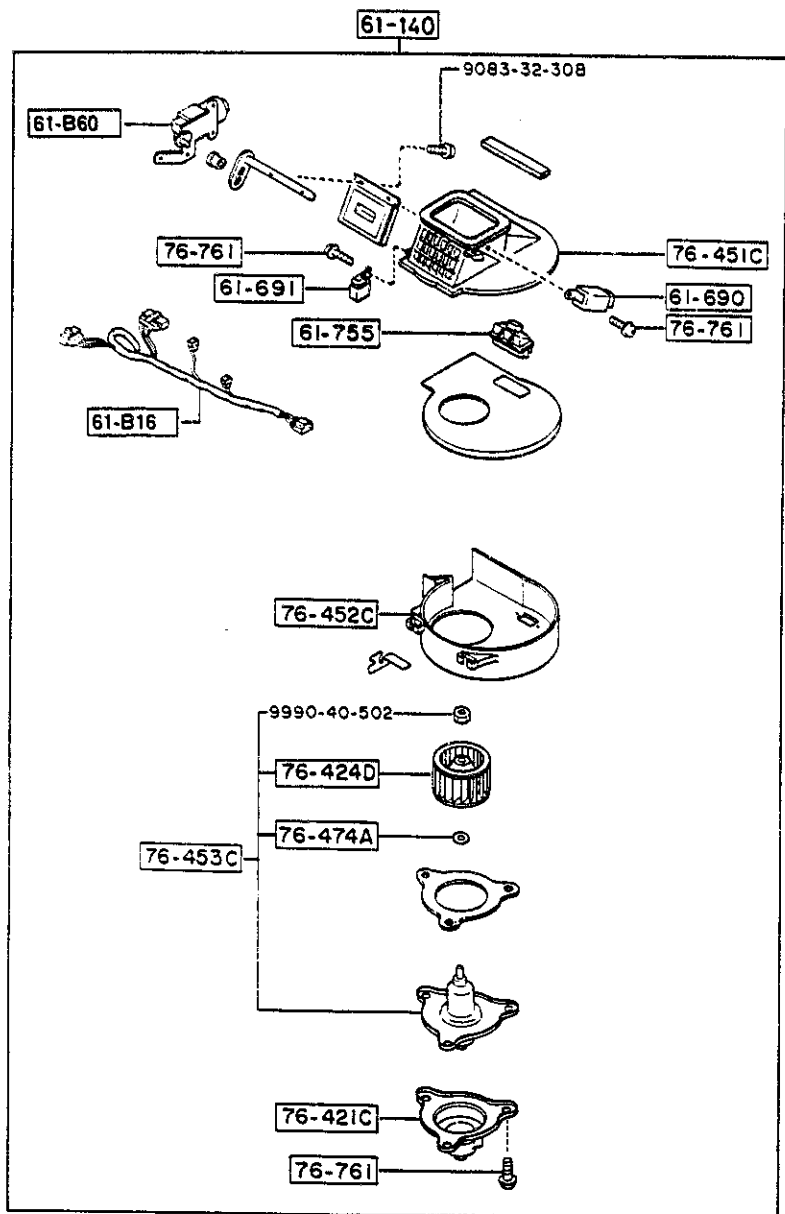
1993-12

6115 HEATER CONTROLS COMPONENTS

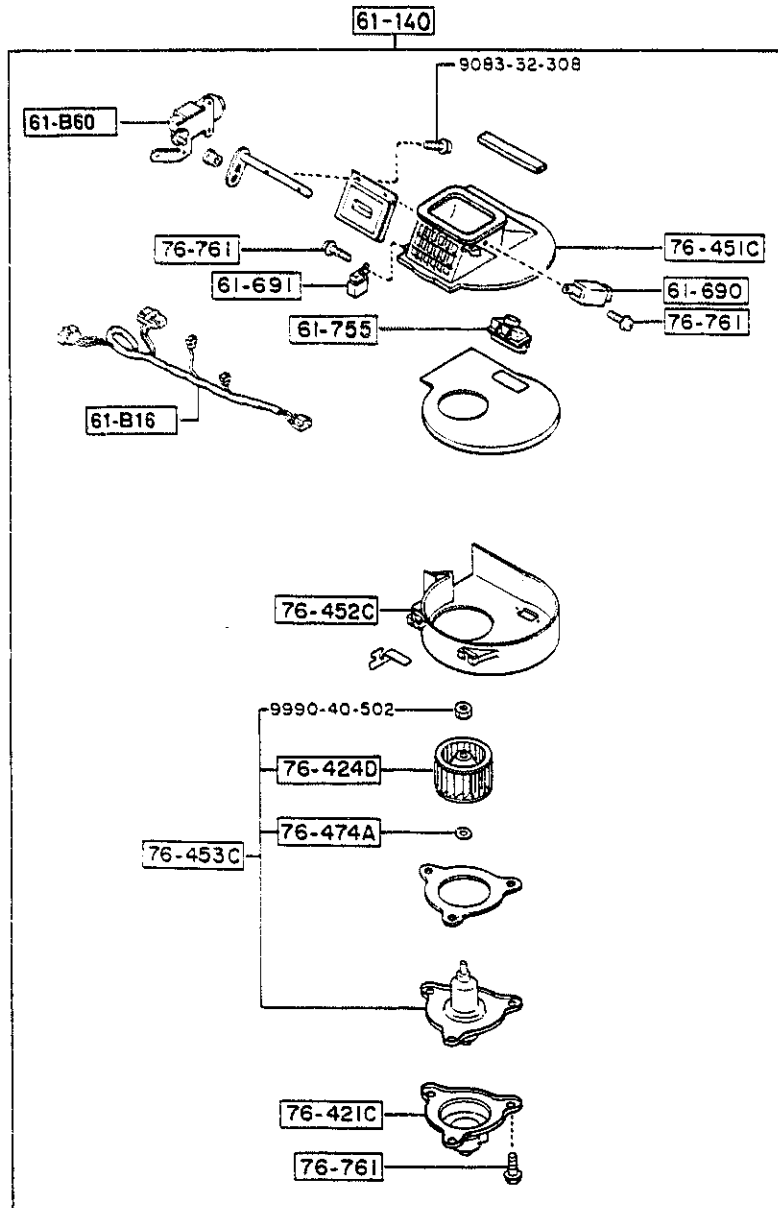


PART NO.	QTY	MODEL/RESTRICTION	MODEL/RESTRICTION	MODEL/RESTRICTION	FROM TO
61-C05		FILM, PANEL-NO.1			
FC01-61-C05	1				
61-190		CONTROL, HEATER			
FC01-61-190B	1				
61-191A		KNOB NO.1			
FB03-61-191	2				
76-196		BULB			
FA55-76-196	2				

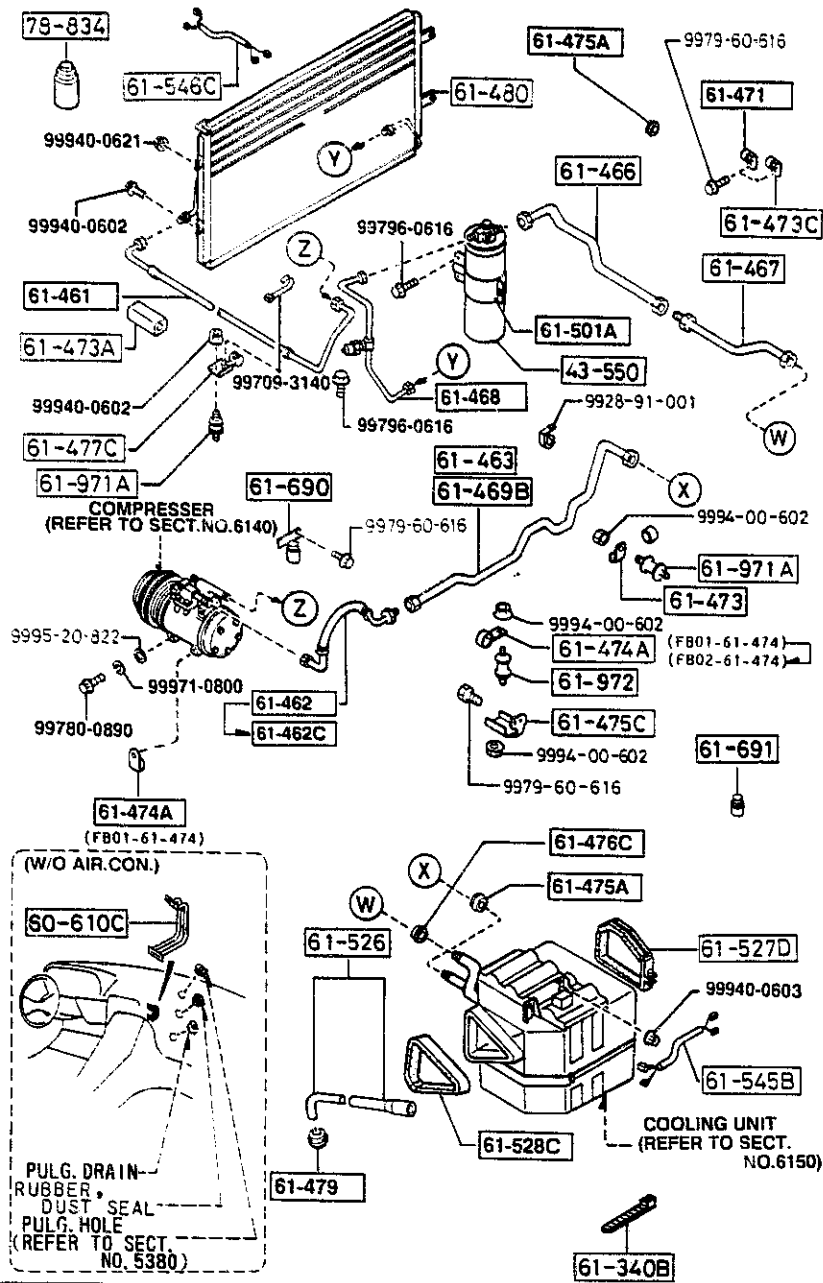
612D HEATER BLOWER COMPONENTS



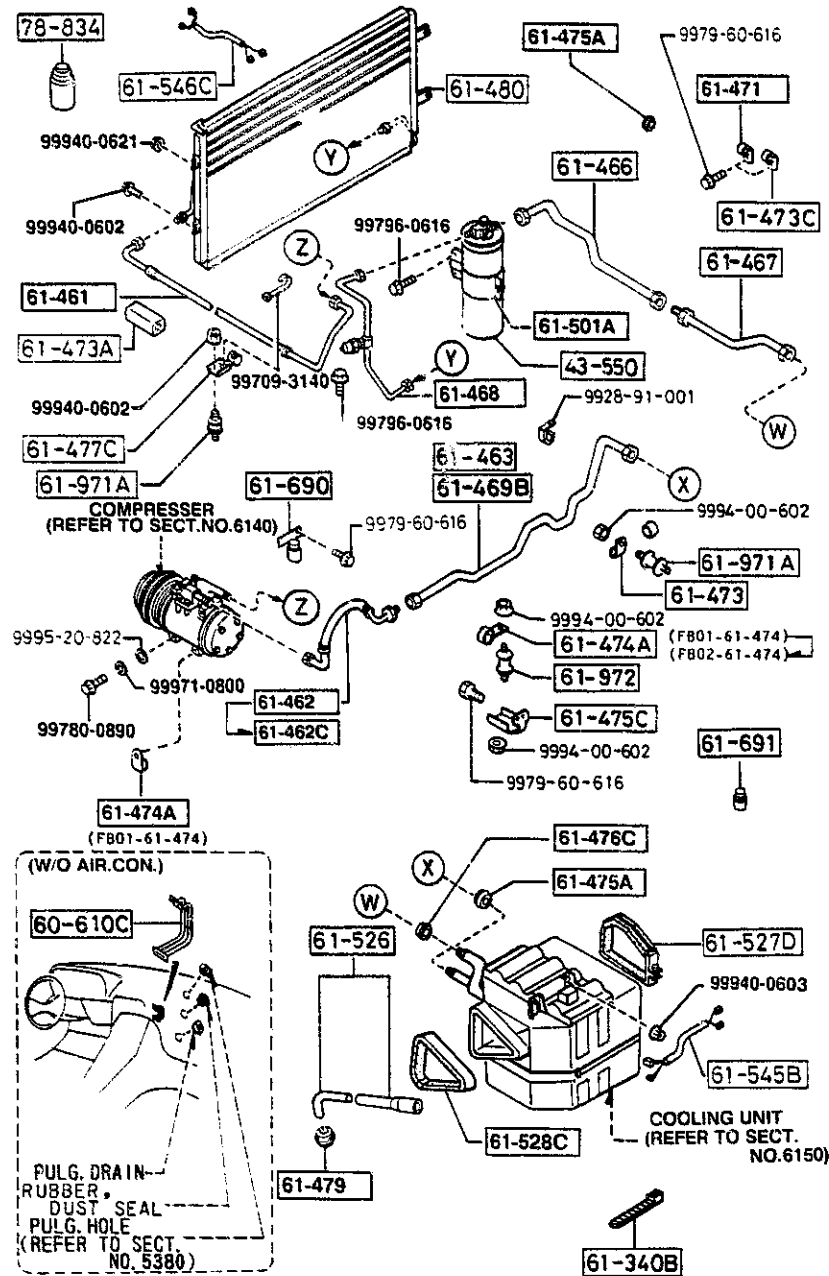
PART NO.	QTY	MODEL/RESTRICTION	MODEL/RESTRICTION	MODEL/RESTRICTION	FROM-TO
61-B16		HARNES, BLOWER UNIT			
FC01-61-B16	1	((W/O TURBO))<(MT))			
FC07-61-B16	1	((W/O TURBO))<(AT)) (TURBO)			
61-B60		ACTUATOR, RECYCLE & F RESH			
FB01-61-B60	1				
61-140		BLOWER UNIT			
FC01-61-140	1	((W/O TURBO))<(MT))			
FC07-61-140	1	((W/O TURBO))<(AT)) (TURBO)			
61-690		RELAY			
FB03-61-691	1	W/IG.RELAY BLOWER ((W/O TURBO))<(AT)) (TURBO)			
61-691		RELAY			
FB02-61-691	1				
61-755		TRANSISTOR, POWER			
FB01-61-769	1				
76-421C		COVER, MOTOR			
UB39-61-B40	1				
76-424D		FAN, MOTOR			
8871-76-456	1				
76-451C		CASE (R), BLOWER			
FB01-61-B01	1				
76-452C		CASE (L), BLOWER			
FB01-61-B02A	1				
76-453C		MOTOR, BLOWER			
UB94-61-B10	1				
76-474A		WASHER, PLAIN			
FA55-76-474	1				



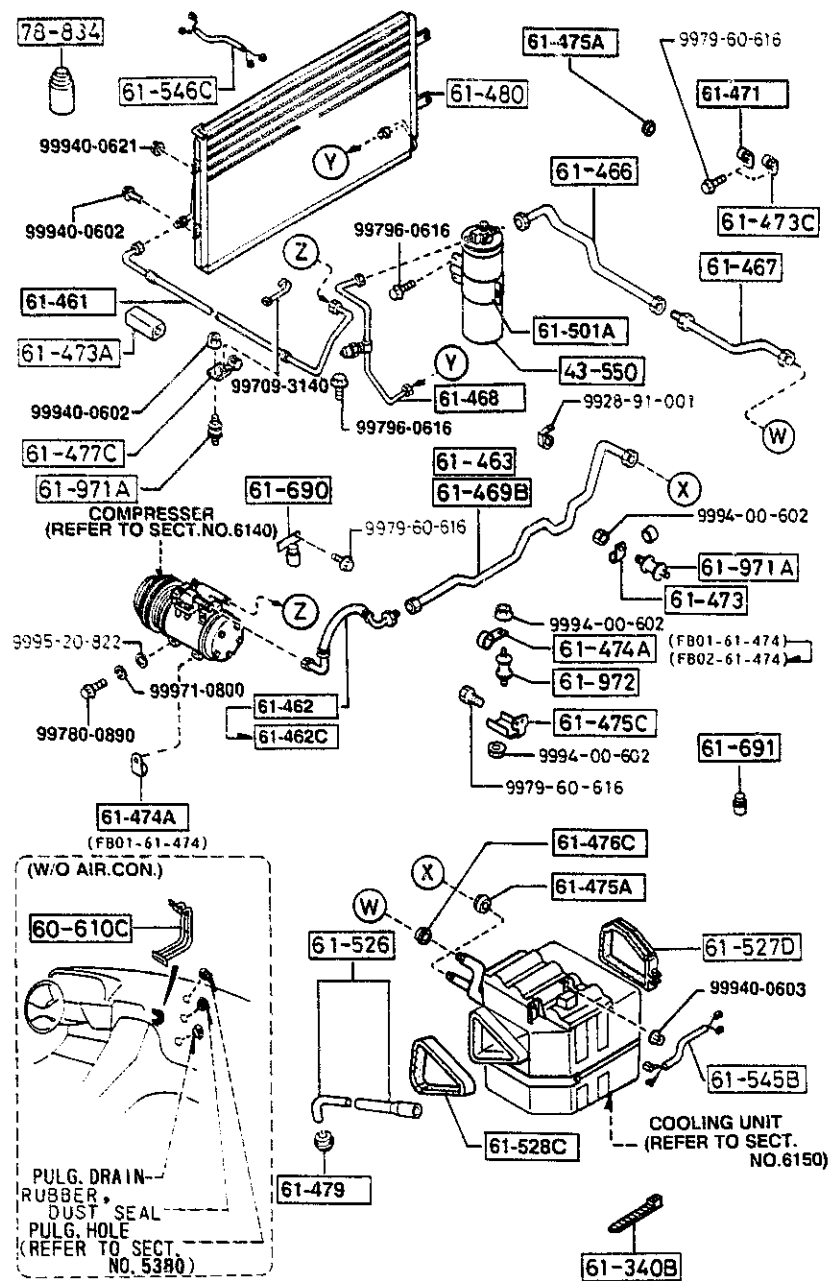
PART NO.	QTY	MODEL/RESTRICTION	MODEL/RESTRICTION	MODEL/RESTRICTION	FROM-TO
76-761		SCREW			
FA55-76-455	5				



PART NO.	QTY	MODEL/RESTRICTION	MODEL/RESTRICTION	MODEL/RESTRICTION	FROM-TO
43-550		TANK, RESERVE			
8572-61-510	1				
60-610C		FRAME, PIPE-UPPER			
FC01-60-610	1	(W/O AIR CON.)			
61-340B		TYRAP			
FA38-61-340	13	(A)			
61-461		HOSE, FLEXIBLE-HIGH			
FB01-61-461	1	('91 MODEL)			
FB02-61-461	1	('92 MODEL)			
61-462		HOSE, FLEXIBLE-LOW			
FB01-61-467A	2	('91 MODEL)			
61-462C		HOSE, FLEXIBLE-LOW			
FB02-61-462	1	('92 MODEL)			
61-463		PIPE NO.1, COOLER			
FC01-61-468	1	(W/O TURBO)			
61-466		PIPE NO.4, COOLER			
FB01-61-465A	1				
61-467		PIPE NO.5, COOLER			
FB01-61-466C	1				
61-468		PIPE NO.6, COOLER			
FB01-61-464B	1				
61-469B		PIPE NO.7, COOLER			
FB44-61-467C	1	(TURBO)			
61-471		CLIP, PIPE			
FB01-61-471	1				
61-473		CLIP, PIPE			
FB01-61-473A	1				



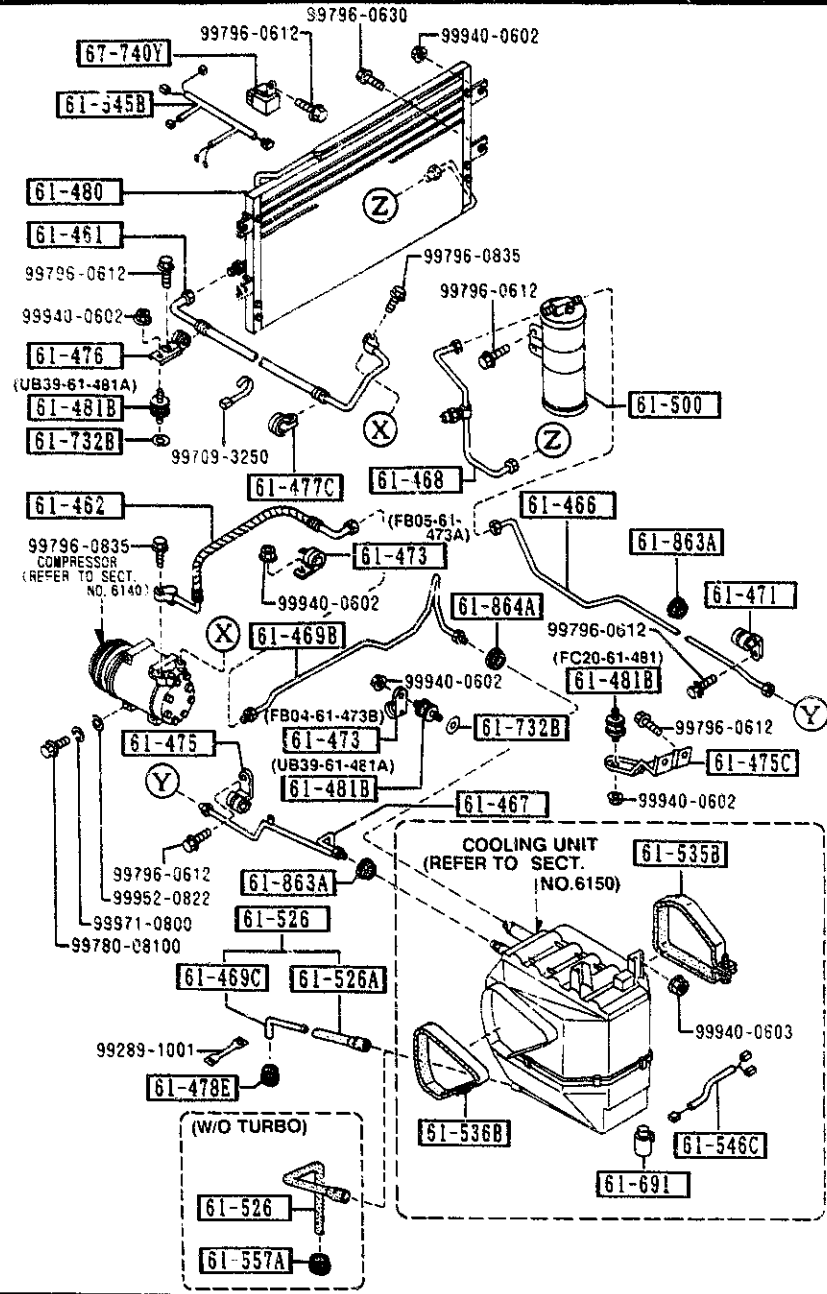
PART NO.	QTY	MODEL/RESTRICTION	MODEL/RESTRICTION	MODEL/RESTRICTION	FROM TO
61-473A		PROTECTOR			
FB02-61-472	1				
61-473C		CLIP			
FB02-61-473	1				
61-474A		CLIP			
FB01-61-474	1 ('92 MODEL)				
FB01-61-474	2 ('91 MODEL)				
FB02-61-474	1 ('92 MODEL)				
61-475A		GROMMET			
8562-61-475	2				
61-475C		BRACKET			
FB01-61-475A	1				
61-476C		GROMMET			
8562-61-476	1				
61-477C		CLIP			
FB01-61-477	1 ('91 MODEL)				
FB02-61-477	1 ('92 MODEL)				
61-479		GROMMET			
FB01-61-478A	1				
61-480		CONDENSER			
FB01-61-480A	1				
61-501A		BRACKET, LIQUID TANK			
FB01-61-501	1				
61-526		HOSE, DRAIN			
FB01-61-52X	1				
61-527D		RING, SEAL			
FB01-61-527A	1				
61-528C		PLATE, SEAL			



PART NO.	QTY	MODEL/RESTRICTION	MODEL/RESTRICTION	MODEL/RESTRICTION	FROM TO
CONT'D					
FB01-61-528	1				
61-545B		HARNESS, WIRE			
F044-61-545A	1				
61-546C		HARNESS, WIRE			
FC01-61-546	1				
61-690		RELAY			
FC01-61-690	1				
61-691		RELAY			
FB01-61-691	1				
61-971A		RUBBER, INSULATOR			
FB01-61-731	2				
61-972		RUBBER, INSULATOR			
FA54-61-973	1				
78-834		REFRIGERANT DRUM			
FC05-61-R12	3	250G			

6130A AIR CONDITIONER
(OPTIONAL PARTS)

6130A -2 AIR CONDITIONER
(OPTIONAL PARTS)



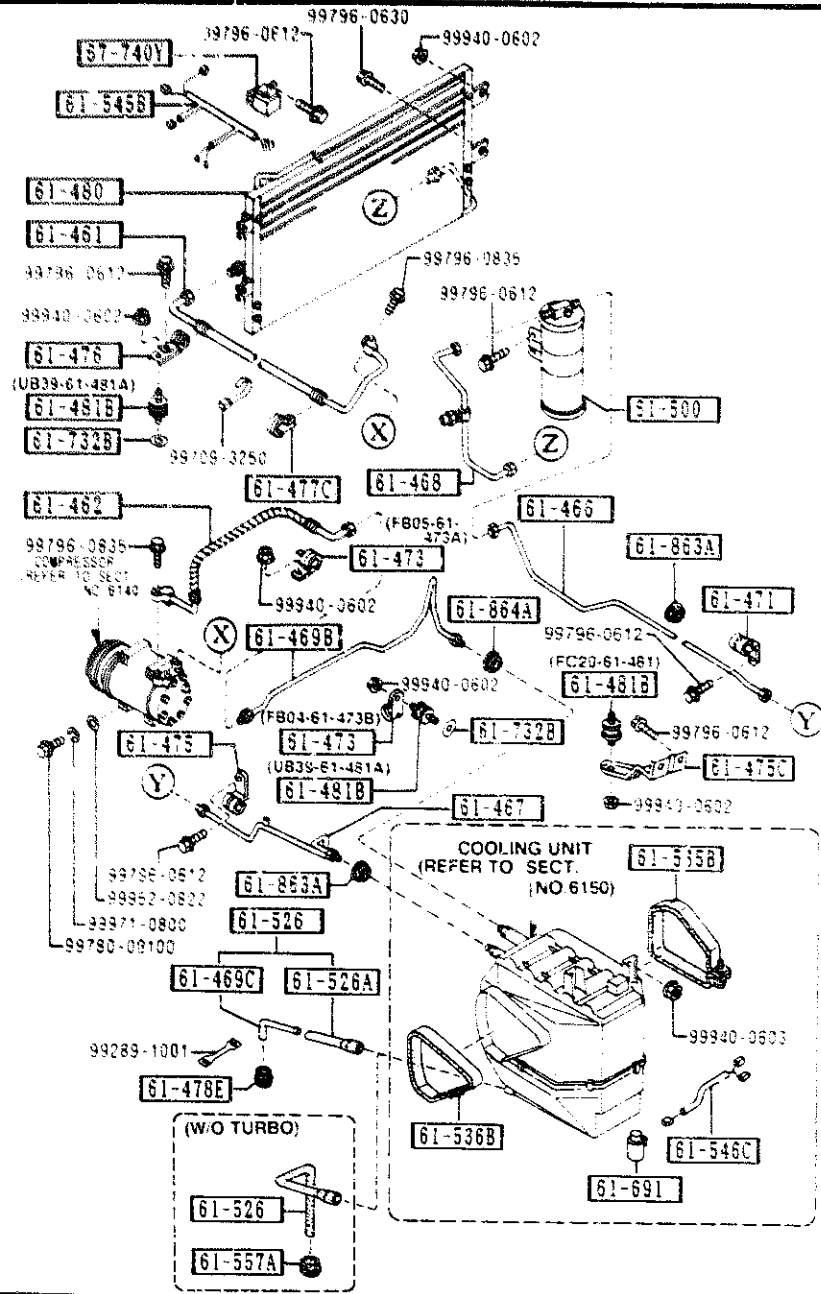
PART NO.	QTY	MODEL/RESTRICTION	MODEL/RESTRICTION	MODEL/RESTRICTION	FROM TO
CONT'D FB04-61-475E		(A)			
61-476	1	CLIP			
FB04-61-476A		(A)			
61-477C	1	CLIP			
FB04-61-477		(A)			
61-478E	1	GROMMET, DRAIN HOSE			
FB04-61-478A		(A)			
61-480	1	CONDENSER			
FB04-61-480E		(A)			
61-481B	1	RUBBER, INSULATOR			
FC20-61-481		(A)			
UE39-61-481A	2	(G)			
61-500	1	TANK, LIQUID			
FB04-61-500B		(A)			
FB04-61-500C	1	(A)			
61-526	1	HOSE, DRAIN			
FB04-61-52X		(A)			
FB05-61-526	1	(A)			
61-526A	1	HOSE, DRAIN			
FB04-61-526A		(A)			
61-535B	1	PLATE NO.1, SEAL			
FB04-61-527B		(A)			

0901 FC3***-901310

-0901
0901-

6130A AIR CONDITIONER
(OPTIONAL PARTS)

6130A -3 * AIR CONDITIONER
(OPTIONAL PARTS)



PART NO.	QTY	MODEL/RESTRICTION	MODEL RESTRICTION	MODEL RESTRICTION	FROM TO
61-536B	1	PLATE NO. 2. SEAL (A)			
FB04-61-528					
61-545B	1	HARNESS. WIRE (A)			
FC20-61-545					
61-546C	1	HARNESS. WIRE (A)			
FB04-61-546A					
61-557A	1	GROMMET (A)			
FB04-61-557					
61-691	1	RELAY			
FB01-61-691					
61-732B	2	WASHER (A)			
FB04-61-732					
61-863A	2	GROMMET (A)			
FA38-61-883					
61-864A	1	GROMMET (A)			
FA38-61-884					
67-740Y	1	RELAY & COVER. NORMAL OPEN			
H430-67-740					